

BRUHAT BANGALORE MAHANAGARA PALIKE

BUDGET BRIEF 2014-15

ASSEMBLY CONSTITUENCY (AC)

ANEKAL

Sri. B Shivanna

WARDS IN THIS AC:

Singasandra



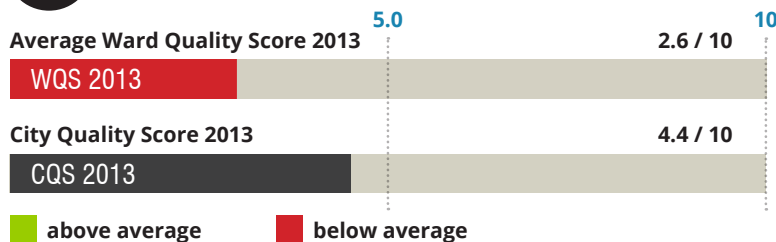
www.ichangemycity.com/budget

Area:
9.4 km²



What is the quality of life in your AC and City?

WQS 2013 Rank



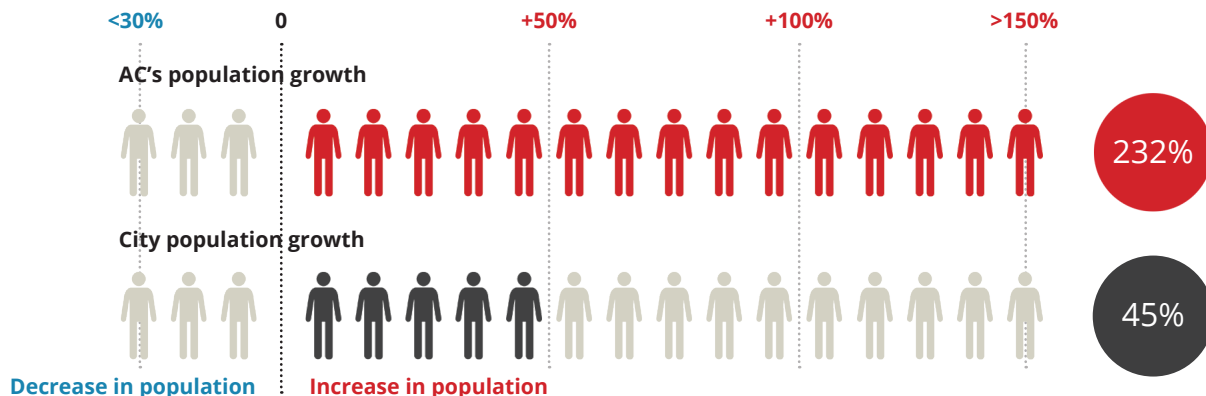
28/28




What is the population growth in your AC and City from 2001 to 2011?

71,004
AC Population 2011

21,410
AC Population 2001



What is your AC's share in Budget 2014-15?



Have you got enough funds for your AC, compared to what other ACs have got?

Your WQS is below average, your population growth is high and your per capita allocation is above average

How will you:

- Improve your average Ward Quality Score
- Deal with your AC's population growth
- Meet urgent needs of citizens in your AC

"Speak in the Assembly and in the BBMP Council on the adequacy of the budget for your AC based on your AC's average WQS and population growth."





In which areas has your AC got funds?



Percentage (%)

0.0 0.0 0.0 0.0 0.0 0.0 100.0 0.0 **100.0**

Budget 2014-15 (in Rs. Crores)

0.0 0.0 0.0 0.0 0.0 0.0 21.8 0.0 **21.8**

Revised estimates 2013-14 (in Rs. Crores)

0.0 0.0 0.0 0.0 0.0 0.0 6.7 0.0 **6.7**



How much money is allocated to every citizen in the Top and Bottom ACs?

Top ACs as per WQS

01 JAYANAGAR

Rs. 3,322 76.1 Cr.

02 YELAHANKA

Rs. 3,672 62.9 Cr.

03 BTM LAYOUT

Rs. 3,129 99.7 Cr.

04 SHIVAJINAGAR

Rs. 4,126 87.4 Cr.

05 MALLESHWARAM

Rs. 4,210 102.6 Cr.

Bottom ACs as per WQS

24 DASARAHALLI

Rs. 2,428 108.2 Cr.

25 MAHADEVAPURA

Rs. 2,388 103.2 Cr.

26 YESHWANTHPUR

Rs. 2,460 69.9 Cr.

27 BYATARAYANAPURA

Rs. 2,690 100.7 Cr.

* ACs have been ranked using Average WQS 2013

The average amount spent by the BBMP on a citizen in an AC is Rs. 2,723/-



Budget 2014-15
(in Rs. Crores)



above average
Budget 2014-15



below average
Budget 2014-15



Per Capita
Expenditure



below average
per capita
expenditure



above average
per capita
expenditure

BRUHAT BANGALORE MAHANAGARA PALIKE

BUDGET BRIEF 2014-15

ASSEMBLY CONSTITUENCY (AC)

BANGALORE SOUTH

Sri. M Krishnappa

WARDS IN THIS AC:

Anjanapura, Begur, Gottigere, Konankunte,
Uttarahalli, Vasanthapura, Yelchenahalli



www.ichangemycity.com/budget

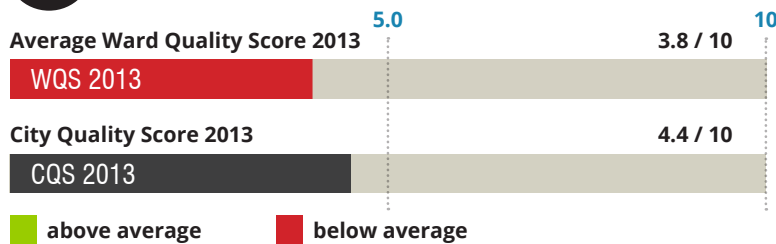
Area:

56.5 km²



What is the quality of life in your AC and City?

WQS 2013 Rank



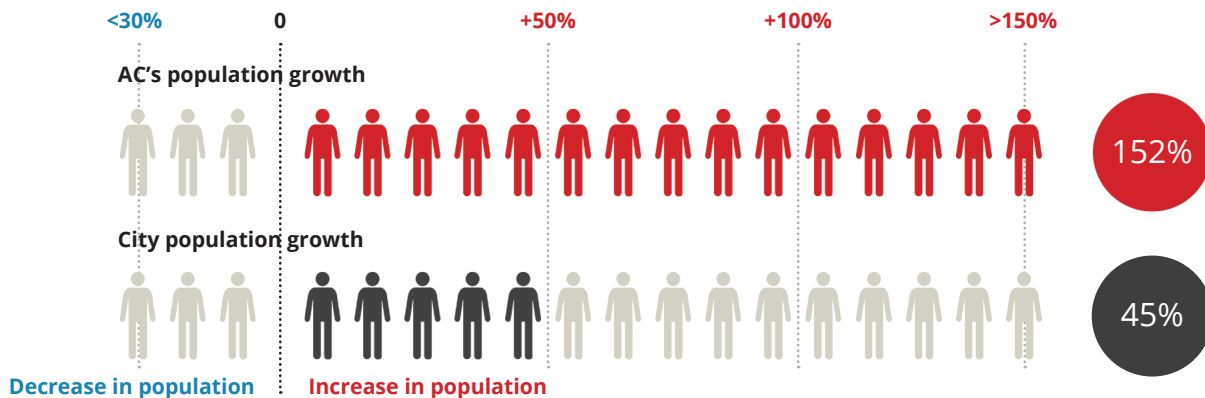
23/28



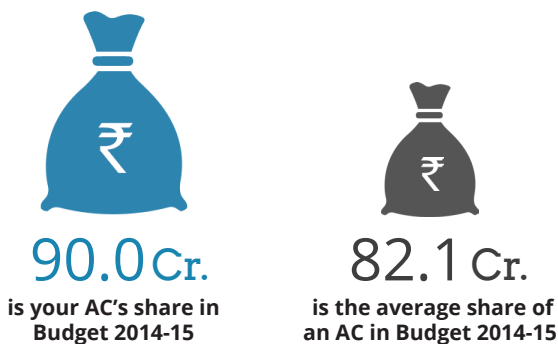
What is the population growth in your AC and City from 2001 to 2011?

401,100
AC Population 2011

159,441
AC Population 2001



What is your AC's share in Budget 2014-15?



Have you got enough funds for your AC, compared to what other ACs have got?

Your WQS is below average, your population growth is high and your per capita allocation is below average

How will you:

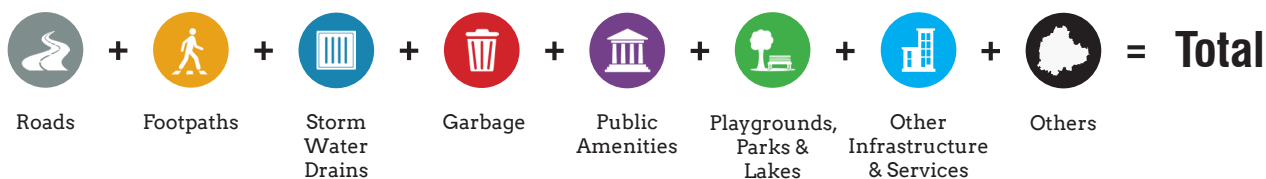
- Improve your average Ward Quality Score
- Deal with your AC's population growth
- Meet urgent needs of citizens in your AC

"Speak in the Assembly and in the BBMP Council on the adequacy of the budget for your AC based on your AC's average WQS and population growth."





In which areas has your AC got funds?



Percentage (%)

6.7 0.0 2.2 0.3 0.0 4.1 86.7 0.0 **100.0**

Budget 2014-15 (in Rs. Crores)

6.0 0.0 2.0 0.3 0.0 3.7 78.0 0.0 **90.0**

Revised estimates 2013-14 (in Rs. Crores)

3.5 0.0 0.0 0.0 0.0 2.3 32.2 0.0 **38.0**



How much money is allocated to every citizen in the Top and Bottom ACs?

Top ACs as per WQS

01 JAYANAGAR

Rs. 3,322 76.1 Cr.

02 YELAHANKA

Rs. 3,672 62.9 Cr.

03 BTM LAYOUT

Rs. 3,129 99.7 Cr.

04 SHIVAJINAGAR

Rs. 4,126 87.4 Cr.

05 MALLESHWARAM

Rs. 4,210 102.6 Cr.

Bottom ACs as per WQS

24 DASARAHALLI

Rs. 2,428 108.2 Cr.

25 MAHADEVAPURA

Rs. 2,388 103.2 Cr.

26 YESHWANTHPUR

Rs. 2,460 69.9 Cr.

27 BYATARAYANAPURA

Rs. 2,690 100.7 Cr.

* ACs have been ranked using Average WQS 2013

The average amount spent by the BBMP on a citizen in an AC is Rs. 2,723/-



Budget 2014-15
(in Rs. Crores)



above average
Budget 2014-15



below average
Budget 2014-15



Per Capita
Expenditure



below average
per capita
expenditure



above average
per capita
expenditure

BRUHAT BANGALORE MAHANAGARA PALIKE

BUDGET BRIEF 2014-15

ASSEMBLY CONSTITUENCY (AC)

BASAVANAGUDI

Sri. Ravi subrahmanya

WARDS IN THIS AC:

Basavanagudi, Girinagara, Hanumanthanagar,
Katriguppe, Srinagar, Vidyapeeta Ward



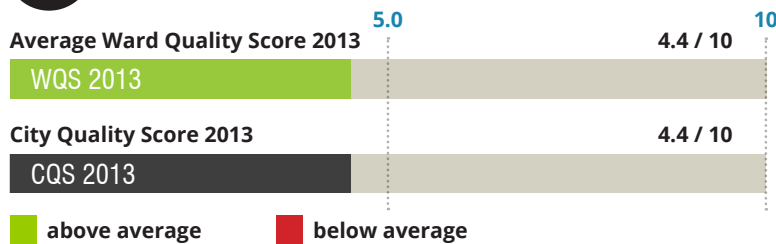
www.ichangemycity.com/budget

Area:
9.3 km²



What is the quality of life in your AC and City?

WQS 2013 Rank



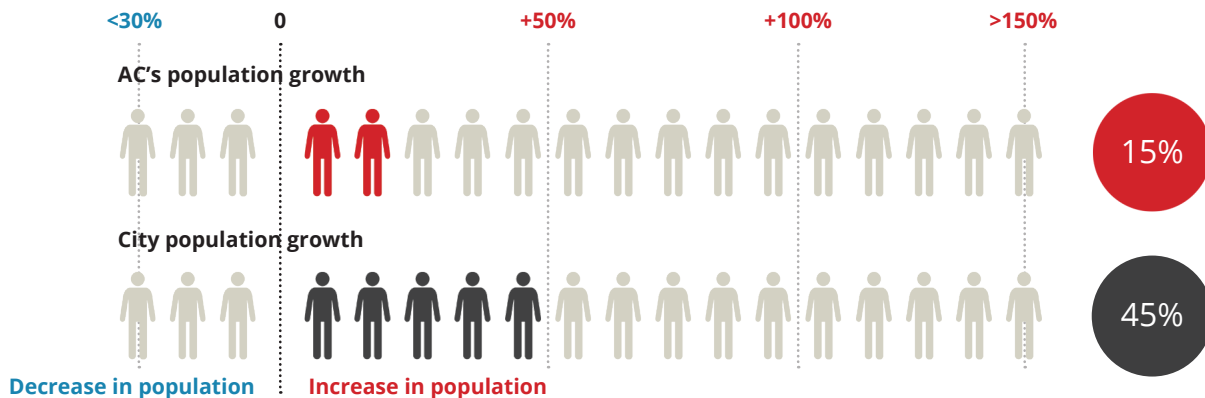
17 / 28




What is the population growth in your AC and City from 2001 to 2011?

243,251
AC Population 2011

212,308
AC Population 2001



What is your AC's share in Budget 2014-15?



Have you got enough funds for your AC, compared to what other ACs have got?

Your WQS is average, your population growth is low and your per capita allocation is below average

How will you:

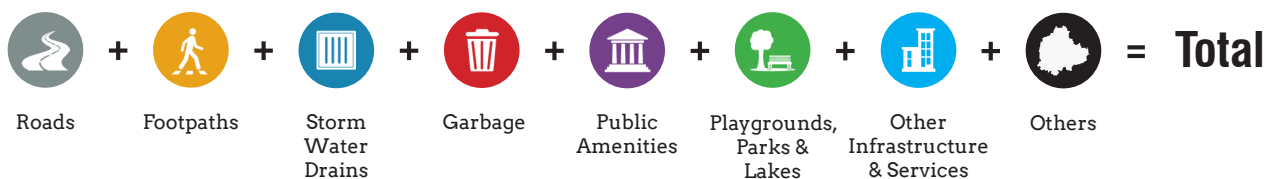
- Improve your average Ward Quality Score
- Deal with your AC's population growth
- Meet urgent needs of citizens in your AC

"Speak in the Assembly and in the BBMP Council on the adequacy of the budget for your AC based on your AC's average WQS and population growth."





In which areas has your AC got funds?



Percentage (%)

2.7 0.0 0.0 0.5 1.9 4.6 90.3 0.0 **100.0**

Budget 2014-15 (in Rs. Crores)

1.6 0.0 0.0 0.3 1.1 2.7 53.3 0.0 **59.0**

Revised estimates 2013-14 (in Rs. Crores)

1.3 0.0 0.0 0.0 0.0 0.1 20.8 0.0 **22.2**



How much money is allocated to every citizen in the Top and Bottom ACs?

Top ACs as per WQS

01 JAYANAGAR

Rs. 3,322 76.1 Cr.

02 YELAHANKA

Rs. 3,672 62.9 Cr.

03 BTM LAYOUT

Rs. 3,129 99.7 Cr.

04 SHIVAJINAGAR

Rs. 4,126 87.4 Cr.

05 MALLESHWARAM

Rs. 4,210 102.6 Cr.

Bottom ACs as per WQS

24 DASARAHALLI

Rs. 2,428 108.2 Cr.

25 MAHADEVAPURA

Rs. 2,388 103.2 Cr.

26 YESHWANTHPUR

Rs. 2,460 69.9 Cr.

27 BYATARAYANAPURA

Rs. 2,690 100.7 Cr.

* ACs have been ranked using Average WQS 2013

The average amount spent by the BBMP on a citizen in an AC is Rs. 2,723/-



Budget 2014-15
(in Rs. Crores)



above average
Budget 2014-15



below average
Budget 2014-15



Per Capita
Expenditure



below average
per capita
expenditure



above average
per capita
expenditure

BRUHAT BANGALORE MAHANAGARA PALIKE

BUDGET BRIEF 2014-15

ASSEMBLY CONSTITUENCY (AC)

BOMMANAHALLI

Sri. Satish Reddy

WARDS IN THIS AC:

Arakere, Bilekhal, Bommanahalli, Hongasandra, HSR Layout, Jaraganahalli, Mangammanapalya, Puttenahalli



www.ichangemycity.com/budget

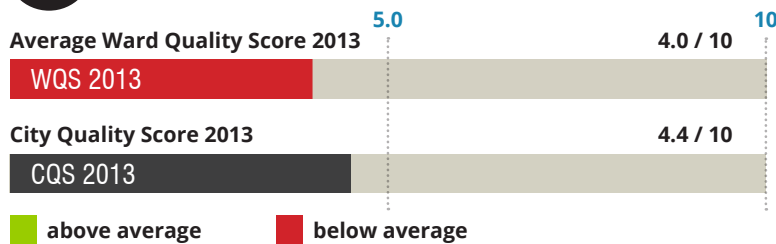
Area:

29.4 km²



What is the quality of life in your AC and City?

WQS 2013 Rank



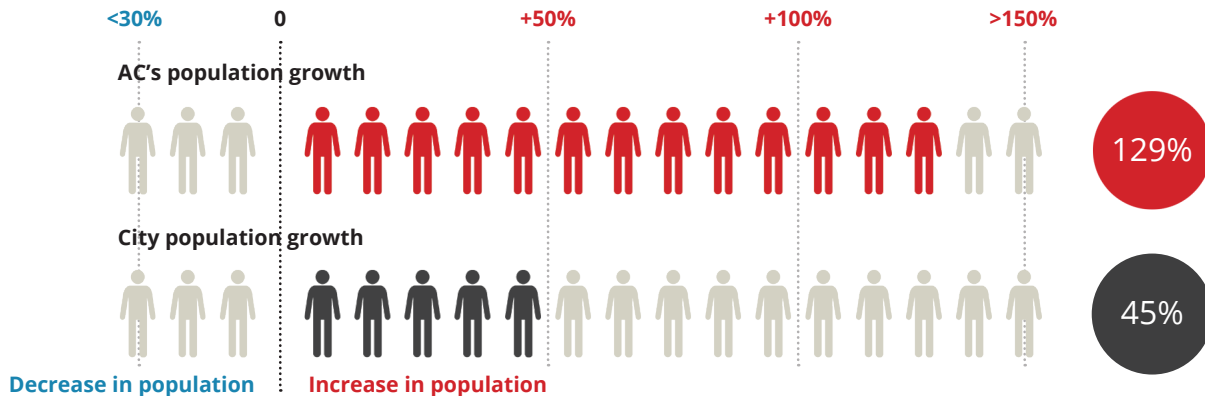
21 / 28



What is the population growth in your AC and City from 2001 to 2011?

436,802
AC Population 2011

190,861
AC Population 2001



What is your AC's share in Budget 2014-15?



95.7 Cr.

is your AC's share in Budget 2014-15



82.1 Cr.

is the average share of an AC in Budget 2014-15



Have you got enough funds for your AC, compared to what other ACs have got?

Your WQS is below average, your population growth is high and your per capita allocation is below average

How will you:

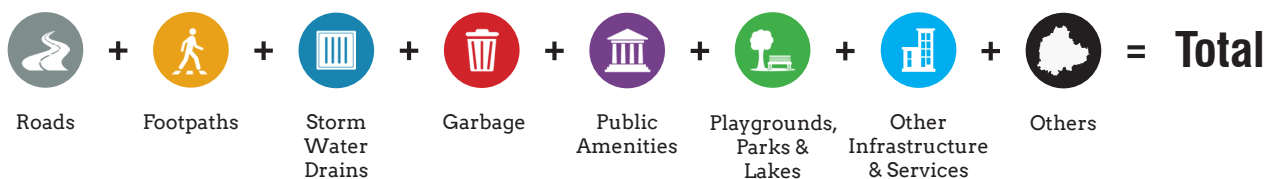
- Improve your average Ward Quality Score
- Deal with your AC's population growth
- Meet urgent needs of citizens in your AC

"Speak in the Assembly and in the BBMP Council on the adequacy of the budget for your AC based on your AC's average WQS and population growth."





In which areas has your AC got funds?



Percentage (%)

5.4 0.0 0.0 0.4 0.1 0.2 93.9 0.0 **100.0**

Budget 2014-15 (in Rs. Crores)

5.1 0.0 0.0 0.4 0.1 0.2 89.9 0.0 **95.7**

Revised estimates 2013-14 (in Rs. Crores)

2.4 0.0 0.0 0.0 0.0 0.1 36.9 0.0 **39.4**



How much money is allocated to every citizen in the Top and Bottom ACs?

Top ACs as per WQS

01 JAYANAGAR

Rs. 3,322 76.1 Cr.

02 YELAHANKA

Rs. 3,672 62.9 Cr.

03 BTM LAYOUT

Rs. 3,129 99.7 Cr.

04 SHIVAJINAGAR

Rs. 4,126 87.4 Cr.

05 MALLESHWARAM

Rs. 4,210 102.6 Cr.

Bottom ACs as per WQS

24 DASARAHALLI

Rs. 2,428 108.2 Cr.

25 MAHADEVAPURA

Rs. 2,388 103.2 Cr.

26 YESHWANTHPUR

Rs. 2,460 69.9 Cr.

27 BYATARAYANAPURA

Rs. 2,690 100.7 Cr.

* ACs have been ranked using Average WQS 2013

The average amount spent by the BBMP on a citizen in an AC is Rs. 2,723/-



Budget 2014-15
(in Rs. Crores)



above average
Budget 2014-15



below average
Budget 2014-15



Per Capita
Expenditure



below average
per capita
expenditure



above average
per capita
expenditure

BRUHAT BANGALORE MAHANAGARA PALIKE

BUDGET BRIEF 2014-15

ASSEMBLY CONSTITUENCY (AC)

BTM LAYOUT

Sri. Ramalinga Reddy

WARDS IN THIS AC:

Adugodi, BTM ayout, Ejipura, Jakkasandra,
Koramangala, Lakkasandra, Madivala, Suddagunte Palya



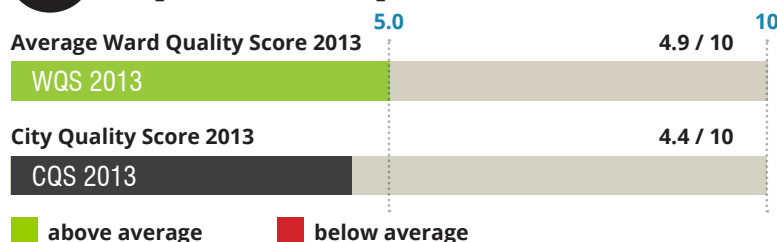
www.ichangemycity.com/budget

Area:
14.8 km²



What is the quality of life in your AC and City?

WQS 2013 Rank



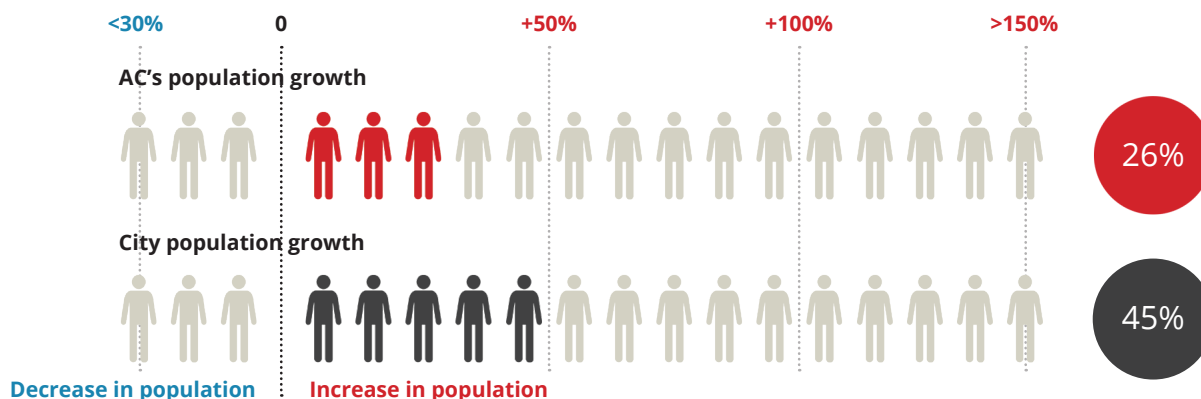
3/28



What is the population growth in your AC and City from 2001 to 2011?

318,678
AC Population 2011

252,301
AC Population 2001



What is your AC's share in Budget 2014-15?



99.8 Cr.

is your AC's share in Budget 2014-15



82.1 Cr.

is the average share of an AC in Budget 2014-15



Have you got enough funds for your AC, compared to what other ACs have got?

Your WQS is above average, your population growth is low and your per capita allocation is above average

How will you:

- Improve your average Ward Quality Score
- Deal with your AC's population growth
- Meet urgent needs of citizens in your AC

"Speak in the Assembly and in the BBMP Council on the adequacy of the budget for your AC based on your AC's average WQS and population growth."





In which areas has your AC got funds?



Percentage (%)

12.2 0.0 0.0 0.4 0.1 4.0 83.3 0.0 **100.0**

Budget 2014-15 (in Rs. Crores)

12.2 0.0 0.0 0.4 0.1 4.0 83.1 0.0 **99.8**

Revised estimates 2013-14 (in Rs. Crores)

1.9 0.0 0.0 0.0 0.0 0.0 27.0 0.0 **28.9**



How much money is allocated to every citizen in the Top and Bottom ACs?

Top ACs as per WQS

01 JAYANAGAR

Rs. 3,322 76.1 Cr.

02 YELAHANKA

Rs. 3,672 62.9 Cr.

03 BTM LAYOUT

Rs. 3,129 99.7 Cr.

04 SHIVAJINAGAR

Rs. 4,126 87.4 Cr.

05 MALLESHWARAM

Rs. 4,210 102.6 Cr.

Bottom ACs as per WQS

24 DASARAHALLI

Rs. 2,428 108.2 Cr.

25 MAHADEVAPURA

Rs. 2,388 103.2 Cr.

26 YESHWANTHPUR

Rs. 2,460 69.9 Cr.

27 BYATARAYANAPURA

Rs. 2,690 100.7 Cr.

* ACs have been ranked using Average WQS 2013

The average amount spent by the BBMP on a citizen in an AC is Rs. 2,723/-



Budget 2014-15
(in Rs. Crores)



above average
Budget 2014-15



below average
Budget 2014-15



Per Capita
Expenditure



below average
per capita
expenditure



above average
per capita
expenditure

BRUHAT BANGALORE MAHANAGARA PALIKE

BUDGET BRIEF 2014-15

ASSEMBLY CONSTITUENCY (AC)

BYATARAYANAPURA

Sri. Krishna Byre Gowda

WARDS IN THIS AC:

Byatarayanapura, Dodda Bommasandra, Jakkuru, Kodigehalli, Kuvempu Nagar, Thanisandra, Vidyananyapura



www.ichangemycity.com/budget

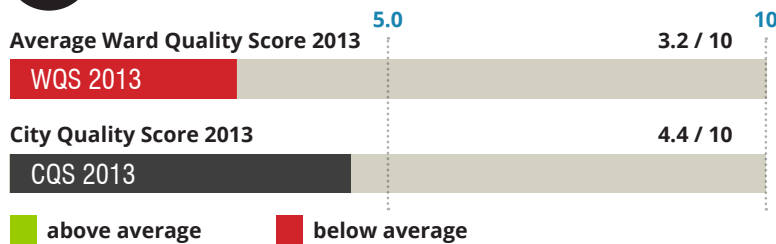
Area:

68.9 km²



What is the quality of life in your AC and City?

WQS 2013 Rank



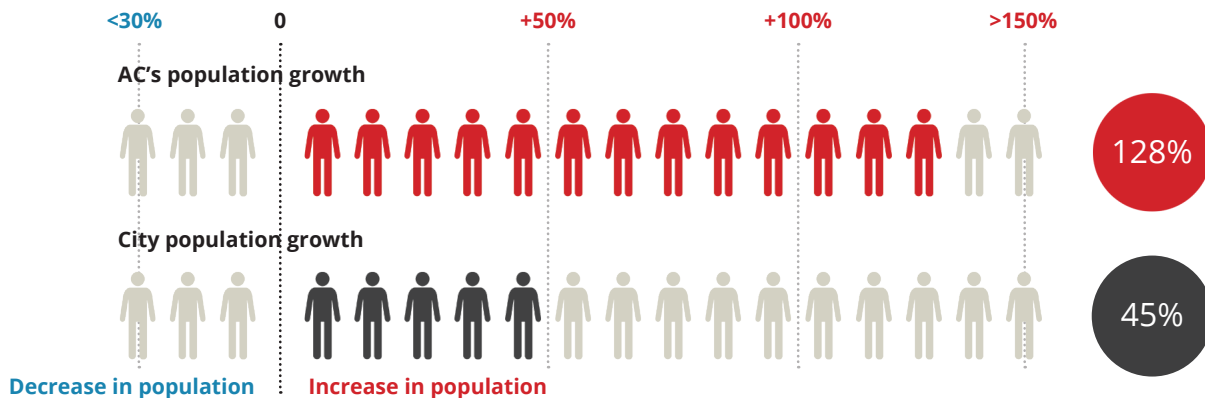
27 / 28



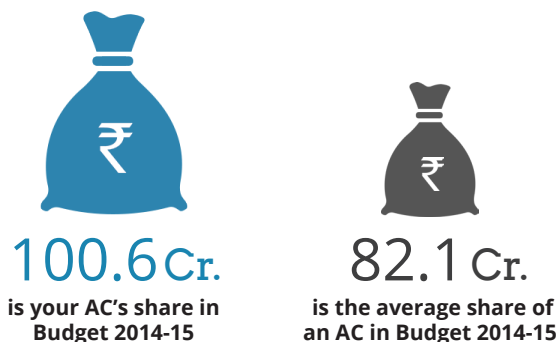
What is the population growth in your AC and City from 2001 to 2011?

374,299
AC Population 2011

164,472
AC Population 2001



What is your AC's share in Budget 2014-15?



Have you got enough funds for your AC, compared to what other ACs have got?

Your WQS is below average, your population growth is high and your per capita allocation is average

How will you:

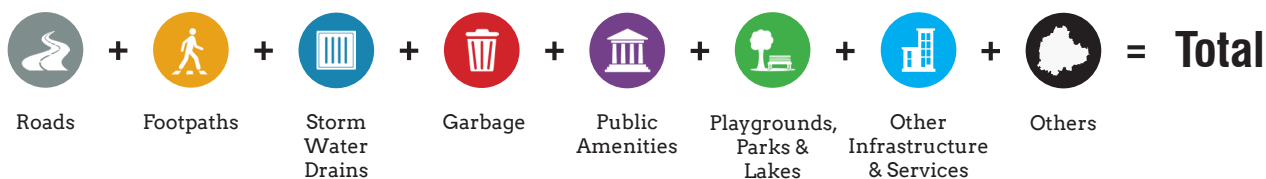
- Improve your average Ward Quality Score
- Deal with your AC's population growth
- Meet urgent needs of citizens in your AC

"Speak in the Assembly and in the BBMP Council on the adequacy of the budget for your AC based on your AC's average WQS and population growth."





In which areas has your AC got funds?



Percentage (%)

15.8 0.0 0.0 0.3 2.2 0.1 81.6 0.0 **100.0**

Budget 2014-15 (in Rs. Crores)

15.9 0.0 0.0 0.3 2.2 0.1 82.1 0.0 **100.6**

Revised estimates 2013-14 (in Rs. Crores)

0.6 0.0 0.0 0.0 0.2 0.0 35.3 0.0 **36.1**



How much money is allocated to every citizen in the Top and Bottom ACs?

Top ACs as per WQS

01 JAYANAGAR

Rs. 3,322 76.1 Cr.

02 YELAHANKA

Rs. 3,672 62.9 Cr.

03 BTM LAYOUT

Rs. 3,129 99.7 Cr.

04 SHIVAJINAGAR

Rs. 4,126 87.4 Cr.

05 MALLESHWARAM

Rs. 4,210 102.6 Cr.

Bottom ACs as per WQS

24 DASARAHALLI

Rs. 2,428 108.2 Cr.

25 MAHADEVAPURA

Rs. 2,388 103.2 Cr.

26 YESHWANTHPUR

Rs. 2,460 69.9 Cr.

27 BYATARAYANAPURA

Rs. 2,690 100.7 Cr.

* ACs have been ranked using Average WQS 2013

The average amount spent by the BBMP on a citizen in an AC is Rs. 2,723/-



Budget 2014-15
(in Rs. Crores)



above average
Budget 2014-15



below average
Budget 2014-15



Per Capita
Expenditure



below average
per capita
expenditure



above average
per capita
expenditure

BRUHAT BANGALORE MAHANAGARA PALIKE

BUDGET BRIEF 2014-15

ASSEMBLY CONSTITUENCY (AC)

C V RAMAN NAGAR

Sri. S Raghu

WARDS IN THIS AC:

Benniganahalli, C V Raman Nagar, Hoysala Nagar, Jeevanbhima Nagar, Konena Agrahara, New Tippasandara, Sarvagna Nagar



www.ichangemycity.com/budget

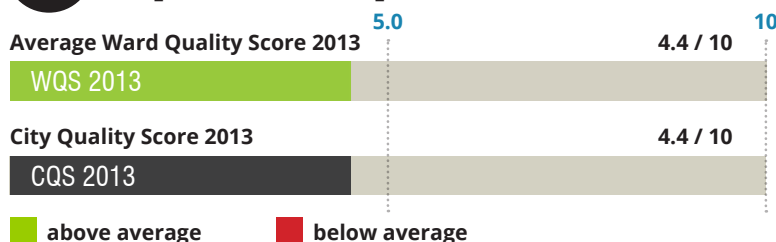
Area:

21.6 km²



What is the quality of life in your AC and City?

WQS 2013 Rank



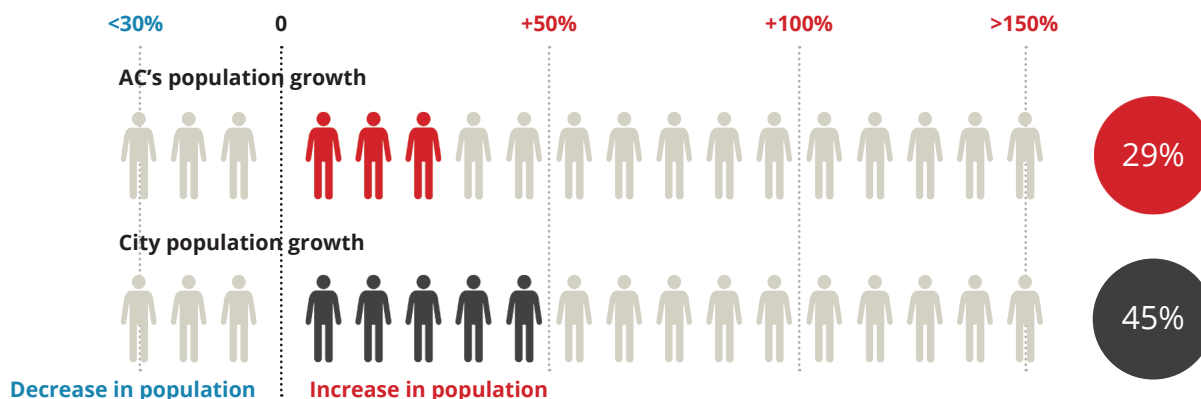
16/28




What is the population growth in your AC and City from 2001 to 2011?

300,770
AC Population 2011

232,651
AC Population 2001



What is your AC's share in Budget 2014-15?



Have you got enough funds for your AC, compared to what other ACs have got?

Your WQS is average, your population growth is low and your per capita allocation is below average

How will you:

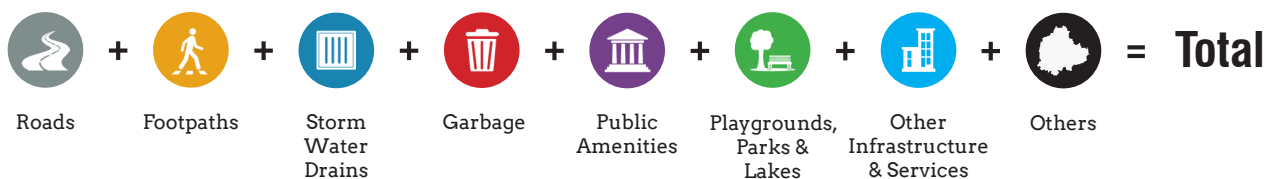
- Improve your average Ward Quality Score
- Deal with your AC's population growth
- Meet urgent needs of citizens in your AC

"Speak in the Assembly and in the BBMP Council on the adequacy of the budget for your AC based on your AC's average WQS and population growth."





In which areas has your AC got funds?



Percentage (%)

1.8 0.0 0.0 0.4 0.7 0.0 97.1 0.0 **100.0**

Budget 2014-15 (in Rs. Crores)

1.1 0.0 0.0 0.3 0.4 0.0 59.6 0.0 **61.4**

Revised estimates 2013-14 (in Rs. Crores)

1.3 0.0 0.0 0.0 0.0 0.0 22.9 0.0 **24.2**



How much money is allocated to every citizen in the Top and Bottom ACs?

Top ACs as per WQS

01 JAYANAGAR

Rs. 3,322 76.1 Cr.

02 YELAHANKA

Rs. 3,672 62.9 Cr.

03 BTM LAYOUT

Rs. 3,129 99.7 Cr.

04 SHIVAJINAGAR

Rs. 4,126 87.4 Cr.

05 MALLESHWARAM

Rs. 4,210 102.6 Cr.

Bottom ACs as per WQS

24 DASARAHALLI

Rs. 2,428 108.2 Cr.

25 MAHADEVAPURA

Rs. 2,388 103.2 Cr.

26 YESHWANTHPUR

Rs. 2,460 69.9 Cr.

27 BYATARAYANAPURA

Rs. 2,690 100.7 Cr.

* ACs have been ranked using Average WQS 2013

The average amount spent by the BBMP on a citizen in an AC is Rs. 2,723/-



Budget 2014-15
(in Rs. Crores)



above average
Budget 2014-15



below average
Budget 2014-15



Per Capita
Expenditure



below average
per capita
expenditure



above average
per capita
expenditure

BRUHAT BANGALORE MAHANAGARA PALIKE

BUDGET BRIEF 2014-15

ASSEMBLY CONSTITUENCY (AC)

CHAMARAJPET

Sri. Zameer Ahmad Khan

WARDS IN THIS AC:

Azad Nagar,Chalavadipalya,Chamrajapet,
Jagajivanaramnagar,K R Market,Padarayanapura,Rayapuram



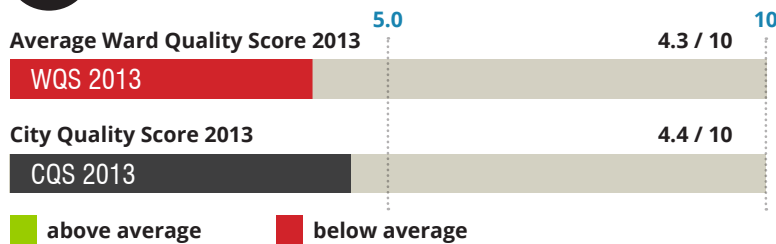
www.ichangemycity.com/budget

Area:
4.3 km²



What is the quality of life in your AC and City?

WQS 2013 Rank



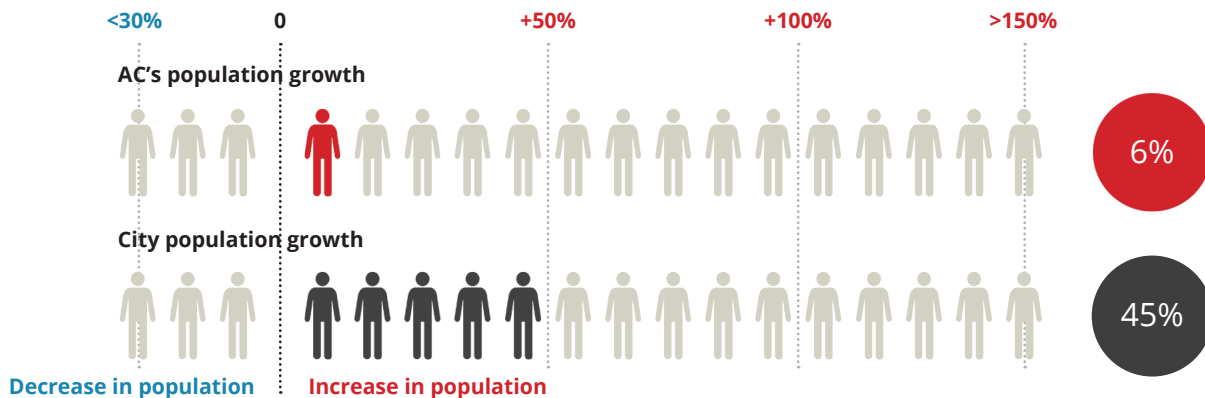
18/28




What is the population growth in your AC and City from 2001 to 2011?

237,460
AC Population 2011

224,892
AC Population 2001



What is your AC's share in Budget 2014-15?



Have you got enough funds for your AC, compared to what other ACs have got?

Your WQS is average, your population growth is low and your per capita allocation is above average

How will you:

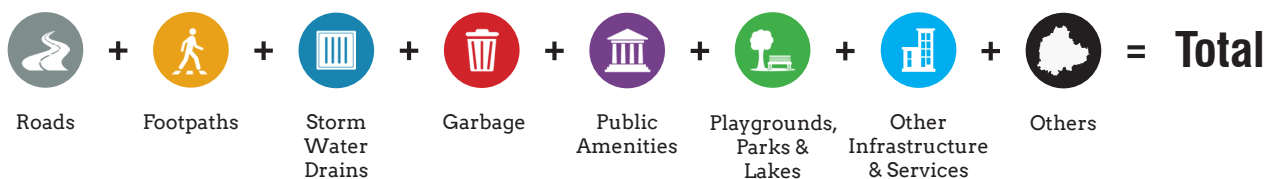
- Improve your average Ward Quality Score
- Deal with your AC's population growth
- Meet urgent needs of citizens in your AC

"Speak in the Assembly and in the BBMP Council on the adequacy of the budget for your AC based on your AC's average WQS and population growth."





In which areas has your AC got funds?



Percentage (%)

13.3 0.0 0.0 0.4 1.4 0.4 84.5 0.0 **100.0**

Budget 2014-15 (in Rs. Crores)

9.6 0.0 0.0 0.3 1.0 0.3 60.9 0.0 **72.1**

Revised estimates 2013-14 (in Rs. Crores)

0.0 0.0 0.0 0.0 1.7 0.0 22.4 0.0 **24.1**



How much money is allocated to every citizen in the Top and Bottom ACs?

Top ACs as per WQS

01 JAYANAGAR

Rs. 3,322 76.1 Cr.

02 YELAHANKA

Rs. 3,672 62.9 Cr.

03 BTM LAYOUT

Rs. 3,129 99.7 Cr.

04 SHIVAJINAGAR

Rs. 4,126 87.4 Cr.

05 MALLESHWARAM

Rs. 4,210 102.6 Cr.

Bottom ACs as per WQS

24 DASARAHALLI

Rs. 2,428 108.2 Cr.

25 MAHADEVAPURA

Rs. 2,388 103.2 Cr.

26 YESHWANTHPUR

Rs. 2,460 69.9 Cr.

27 BYATARAYANAPURA

Rs. 2,690 100.7 Cr.

* ACs have been ranked using Average WQS 2013

The average amount spent by the BBMP on a citizen in an AC is Rs. 2,723/-



Budget 2014-15
(in Rs. Crores)



above average
Budget 2014-15



below average
Budget 2014-15



Per Capita
Expenditure



below average
per capita
expenditure



above average
per capita
expenditure

BRUHAT BANGALORE MAHANAGARA PALIKE

BUDGET BRIEF 2014-15

ASSEMBLY CONSTITUENCY (AC)

CHIKPET

Sri. R V Devaraj

WARDS IN THIS AC:

Dharmaraya Swamy Temple Ward, Hombegowda Nagara, Jayanagar, Siddapura, Sudham Nagara, Sunkenahalli, Vishveshwara Puram



www.ichangemycity.com/budget

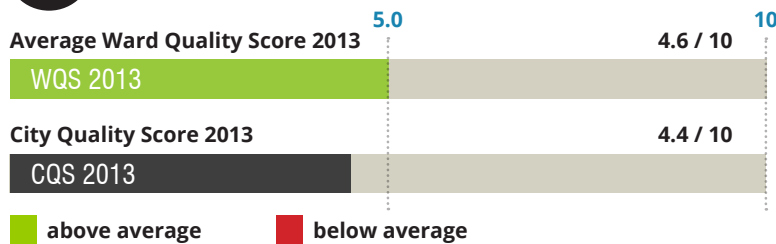
Area:

10.6 km²



What is the quality of life in your AC and City?

WQS 2013 Rank



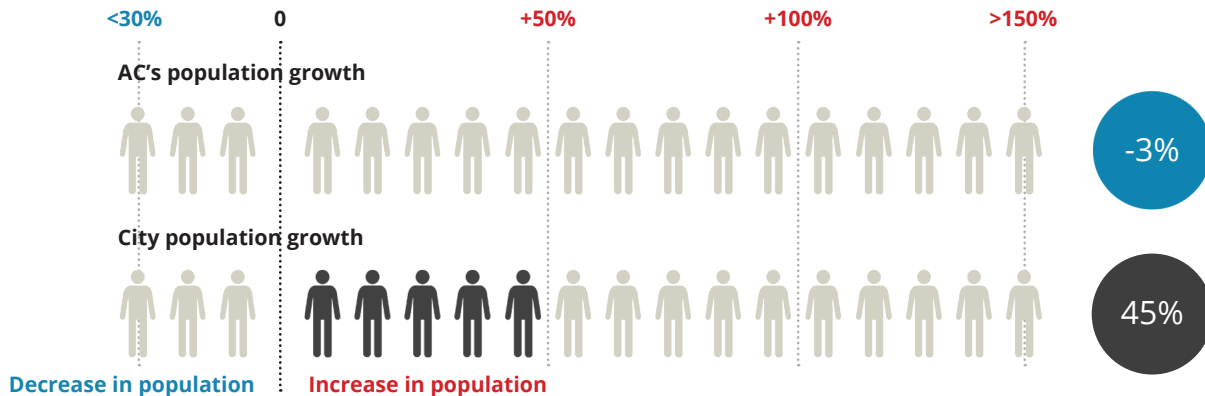
12/28




What is the population growth in your AC and City from 2001 to 2011?

234,327
AC Population 2011

242,264
AC Population 2001



What is your AC's share in Budget 2014-15?



Have you got enough funds for your AC, compared to what other ACs have got?

Your WQS is above average, your population growth is low and your per capita allocation is above average

How will you:

- Improve your average Ward Quality Score
- Deal with your AC's population growth
- Meet urgent needs of citizens in your AC

"Speak in the Assembly and in the BBMP Council on the adequacy of the budget for your AC based on your AC's average WQS and population growth."





In which areas has your AC got funds?



Percentage (%)

5.7 0.0 4.0 0.4 0.4 0.1 89.4 0.0 **100.0**

Budget 2014-15 (in Rs. Crores)

4.5 0.0 3.1 0.3 0.3 0.1 70.1 0.0 **78.4**

Revised estimates 2013-14 (in Rs. Crores)

0.4 0.0 5.4 0.0 0.0 0.1 23.7 0.0 **29.6**



How much money is allocated to every citizen in the Top and Bottom ACs?

Top ACs as per WQS

01 JAYANAGAR

Rs. 3,322 76.1 Cr.

02 YELAHANKA

Rs. 3,672 62.9 Cr.

03 BTM LAYOUT

Rs. 3,129 99.7 Cr.

04 SHIVAJINAGAR

Rs. 4,126 87.4 Cr.

05 MALLESHWARAM

Rs. 4,210 102.6 Cr.

Bottom ACs as per WQS

24 DASARAHALLI

Rs. 2,428 108.2 Cr.

25 MAHADEVAPURA

Rs. 2,388 103.2 Cr.

26 YESHWANTHPUR

Rs. 2,460 69.9 Cr.

27 BYATARAYANAPURA

Rs. 2,690 100.7 Cr.

* ACs have been ranked using Average WQS 2013

The average amount spent by the BBMP on a citizen in an AC is Rs. 2,723/-



Budget 2014-15
(in Rs. Crores)



above average
Budget 2014-15



below average
Budget 2014-15



Per Capita
Expenditure



below average
per capita
expenditure



above average
per capita
expenditure

BRUHAT BANGALORE MAHANAGARA PALIKE

BUDGET BRIEF 2014-15

ASSEMBLY CONSTITUENCY (AC)

DASARAHALLI

Sri. S Muniraju

WARDS IN THIS AC:

Bagalakunte, Chokkasandra, Hegganahalli, Mallasandra, Peenya Industrial Area, Rajagopal Nagar, Shettihalli, T Dasarahalli



www.ichangemycity.com/budget

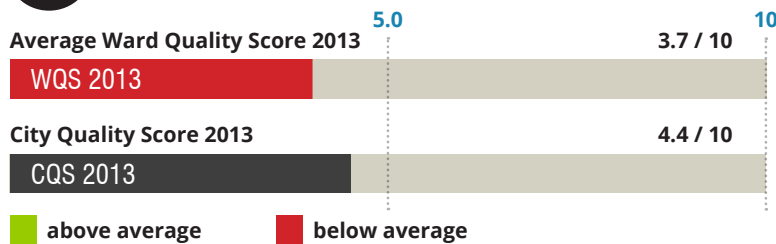
Area:

29.3 km²



What is the quality of life in your AC and City?

WQS 2013 Rank



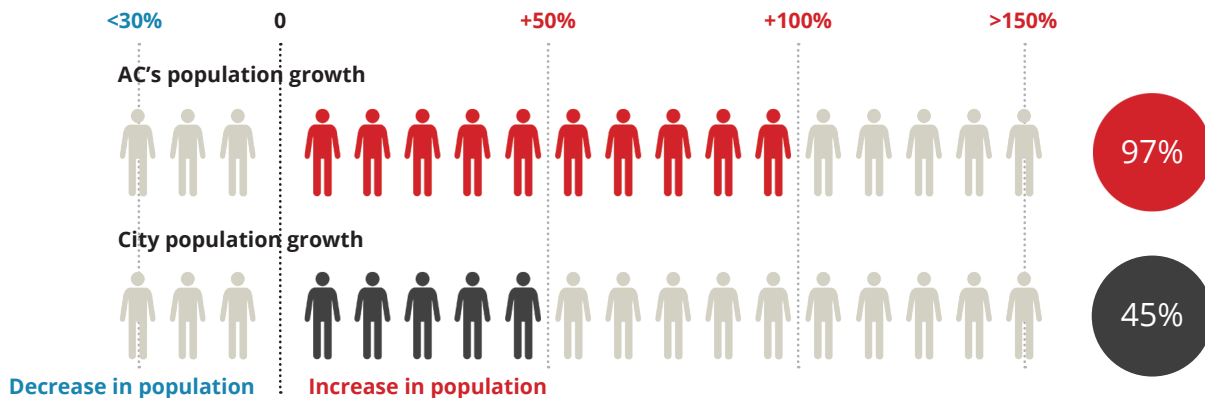
24/28



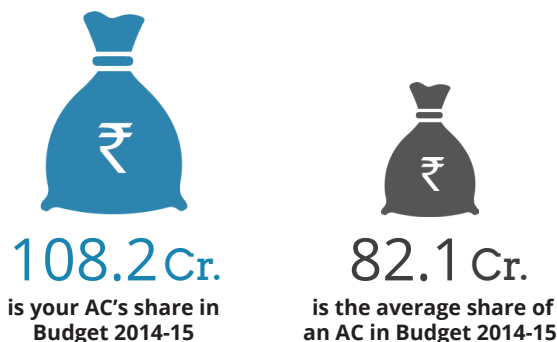
What is the population growth in your AC and City from 2001 to 2011?

445,604
AC Population 2011

225,995
AC Population 2001



What is your AC's share in Budget 2014-15?



Have you got enough funds for your AC, compared to what other ACs have got?

Your WQS is below average, your population growth is high and your per capita allocation is below average

How will you:

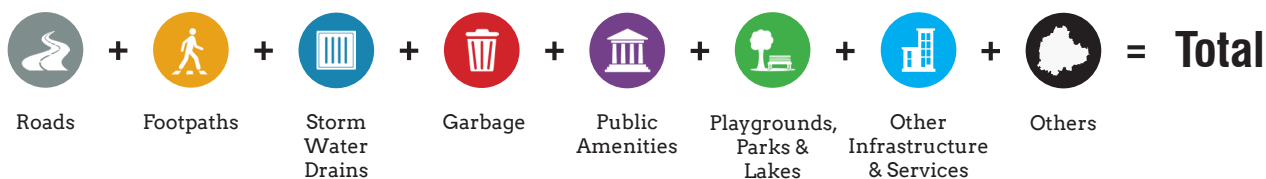
- Improve your average Ward Quality Score
- Deal with your AC's population growth
- Meet urgent needs of citizens in your AC

"Speak in the Assembly and in the BBMP Council on the adequacy of the budget for your AC based on your AC's average WQS and population growth."





In which areas has your AC got funds?



Percentage (%)

9.9 0.0 0.0 0.4 0.1 5.7 83.9 0.0 **100.0**

Budget 2014-15 (in Rs. Crores)

10.7 0.0 0.0 0.4 0.1 6.2 90.8 0.0 **108.2**

Revised estimates 2013-14 (in Rs. Crores)

0.9 0.0 0.0 0.0 0.0 0.9 37.7 0.0 **39.5**



How much money is allocated to every citizen in the Top and Bottom ACs?

Top ACs as per WQS

01 JAYANAGAR

Rs. 3,322 76.1 Cr.

02 YELAHANKA

Rs. 3,672 62.9 Cr.

03 BTM LAYOUT

Rs. 3,129 99.7 Cr.

04 SHIVAJINAGAR

Rs. 4,126 87.4 Cr.

05 MALLESHWARAM

Rs. 4,210 102.6 Cr.

Bottom ACs as per WQS

24 DASARAHALLI

Rs. 2,428 108.2 Cr.

25 MAHADEVAPURA

Rs. 2,388 103.2 Cr.

26 YESHWANTHPUR

Rs. 2,460 69.9 Cr.

27 BYATARAYANAPURA

Rs. 2,690 100.7 Cr.

* ACs have been ranked using Average WQS 2013

The average amount spent by the BBMP on a citizen in an AC is Rs. 2,723/-



Budget 2014-15
(in Rs. Crores)



above average
Budget 2014-15



below average
Budget 2014-15



Per Capita
Expenditure



below average
per capita
expenditure



above average
per capita
expenditure

BRUHAT BANGALORE MAHANAGARA PALIKE

BUDGET BRIEF 2014-15

ASSEMBLY CONSTITUENCY (AC)

GANDHINAGAR

Sri. Dinesh Gundu Rao

WARDS IN THIS AC:

Binnipete, Chickpete, Cottonpete, Dattatreya Temple Ward, Gandhinagar, Okalipuram, Subhash Nagar



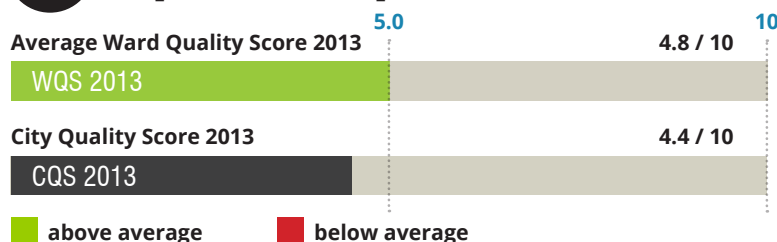
www.ichangemycity.com/budget

Area:
7.0 km²



What is the quality of life in your AC and City?

WQS 2013 Rank



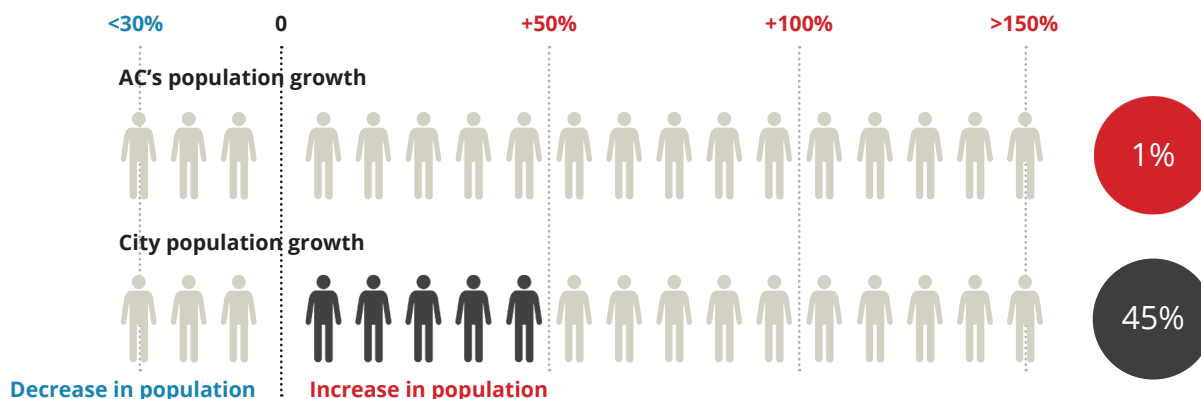
6/28




What is the population growth in your AC and City from 2001 to 2011?

248,389
AC Population 2011

245,074
AC Population 2001



What is your AC's share in Budget 2014-15?



Have you got enough funds for your AC, compared to what other ACs have got?

Your WQS is above average, your population growth is low and your per capita allocation is above average

How will you:

- Improve your average Ward Quality Score
- Deal with your AC's population growth
- Meet urgent needs of citizens in your AC

"Speak in the Assembly and in the BBMP Council on the adequacy of the budget for your AC based on your AC's average WQS and population growth."

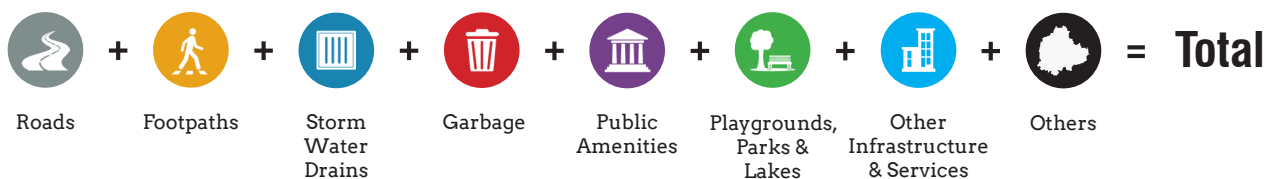




In which areas has your AC got funds?



www.ichangemycity.com/budget



Percentage (%)

16.1 0.0 0.0 0.4 4.2 5.0 74.3 0.0 **100.0**

Budget 2014-15 (in Rs. Crores)

13.0 0.0 0.0 0.3 3.4 4.0 59.8 0.0 **80.5**

Revised estimates 2013-14 (in Rs. Crores)

7.3 0.0 0.0 0.0 0.0 0.5 22.7 0.0 **30.5**



How much money is allocated to every citizen in the Top and Bottom ACs?

Top ACs as per WQS

01 JAYANAGAR

Rs. 3,322 76.1 Cr.

02 YELAHANKA

Rs. 3,672 62.9 Cr.

03 BTM LAYOUT

Rs. 3,129 99.7 Cr.

04 SHIVAJINAGAR

Rs. 4,126 87.4 Cr.

05 MALLESHWARAM

Rs. 4,210 102.6 Cr.

Bottom ACs as per WQS

24 DASARAHALLI

Rs. 2,428 108.2 Cr.

25 MAHADEVAPURA

Rs. 2,388 103.2 Cr.

26 YESHWANTHPUR

Rs. 2,460 69.9 Cr.

27 BYATARAYANAPURA

Rs. 2,690 100.7 Cr.

* ACs have been ranked using Average WQS 2013

The average amount spent by the BBMP on a citizen in an AC is Rs. 2,723/-



Budget 2014-15
(in Rs. Crores)



above average
Budget 2014-15



below average
Budget 2014-15



Per Capita
Expenditure



below average
per capita
expenditure



above average
per capita
expenditure

BRUHAT BANGALORE MAHANAGARA PALIKE

BUDGET BRIEF 2014-15

ASSEMBLY CONSTITUENCY (AC)

GOVINDARAJANAGAR

Sri. Priya Krishna



www.ichangemycity.com/budget

WARDS IN THIS AC:

Agrahara Dasarahalli, Dr Raj Kumar Ward, Govindaraja Nagar, Kaveripura, Marenahalli, Maruthi Mandir Ward, Mudalapalya, Nagarabhavi, Nayandahalli

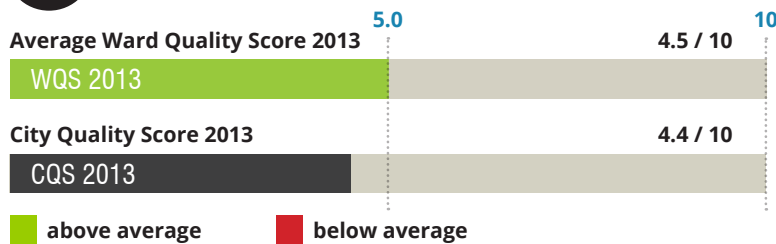
Area:

10.3 km²



What is the quality of life in your AC and City?

WQS 2013 Rank



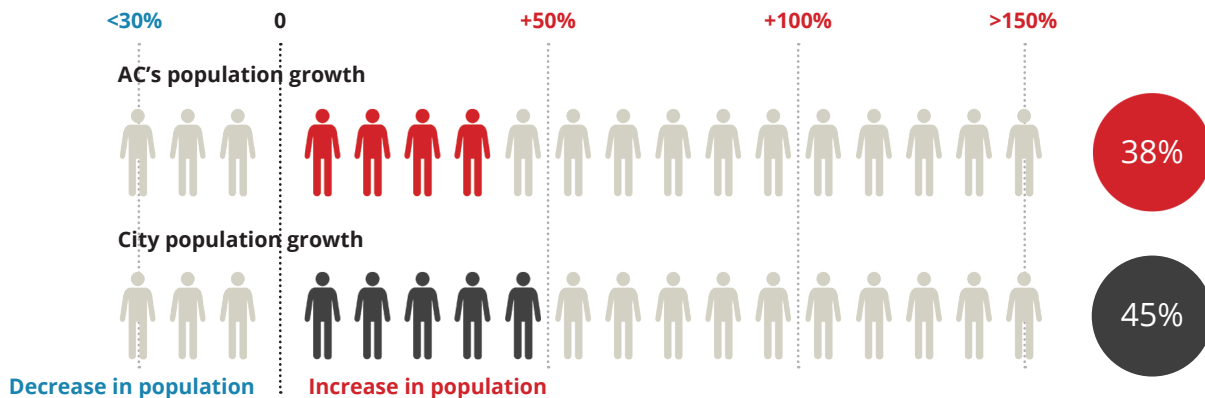
13/28



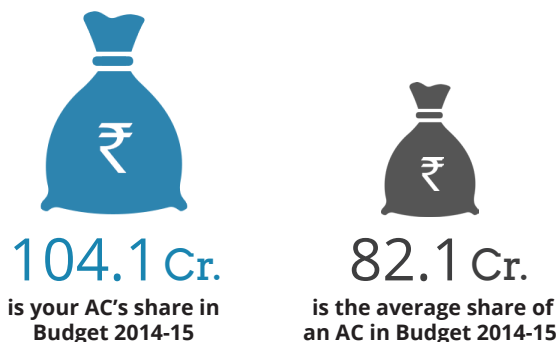
What is the population growth in your AC and City from 2001 to 2011?

305,725
AC Population 2011

222,124
AC Population 2001



What is your AC's share in Budget 2014-15?



Have you got enough funds for your AC, compared to what other ACs have got?

Your WQS is average, your population growth is low and your per capita allocation is above average

How will you:

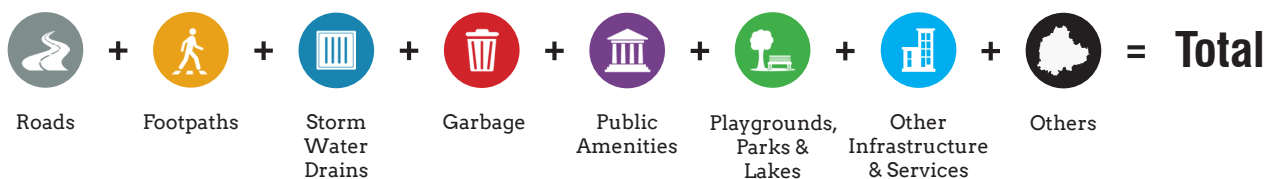
- Improve your average Ward Quality Score
- Deal with your AC's population growth
- Meet urgent needs of citizens in your AC

"Speak in the Assembly and in the BBMP Council on the adequacy of the budget for your AC based on your AC's average WQS and population growth."





In which areas has your AC got funds?



Percentage (%)

15 0.4 0.0 0.4 3.9 0.5 79.8 0.0 **100.0**

Budget 2014-15 (in Rs. Crores)

15.6 0.4 0.0 0.4 4.1 0.5 83.1 0.0 **104.1**

Revised estimates 2013-14 (in Rs. Crores)

0.5 0.0 0.0 0.0 0.0 0.5 32.3 0.0 **33.3**



How much money is allocated to every citizen in the Top and Bottom ACs?

Top ACs as per WQS

01 JAYANAGAR

Rs. 3,322 76.1 Cr.

02 YELAHANKA

Rs. 3,672 62.9 Cr.

03 BTM LAYOUT

Rs. 3,129 99.7 Cr.

04 SHIVAJINAGAR

Rs. 4,126 87.4 Cr.

05 MALLESHWARAM

Rs. 4,210 102.6 Cr.

Bottom ACs as per WQS

24 DASARAHALLI

Rs. 2,428 108.2 Cr.

25 MAHADEVAPURA

Rs. 2,388 103.2 Cr.

26 YESHWANTHPUR

Rs. 2,460 69.9 Cr.

27 BYATARAYANAPURA

Rs. 2,690 100.7 Cr.

* ACs have been ranked using Average WQS 2013

The average amount spent by the BBMP on a citizen in an AC is Rs. 2,723/-



Budget 2014-15
(in Rs. Crores)



above average
Budget 2014-15



below average
Budget 2014-15



Per Capita
Expenditure



below average
per capita
expenditure



above average
per capita
expenditure

BRUHAT BANGALORE MAHANAGARA PALIKE

BUDGET BRIEF 2014-15

ASSEMBLY CONSTITUENCY (AC)

HEBBAL

Sri. R Jagadish Kumar

WARDS IN THIS AC:

Ganga Nagar, Gangenahalli, Hebbala, Jayachamarajendra Nagar, Manorayanapalya, Radhakrishna Temple Ward, Sanjaya Nagar, Vishwanath Nagenahalli



www.ichangemycity.com/budget

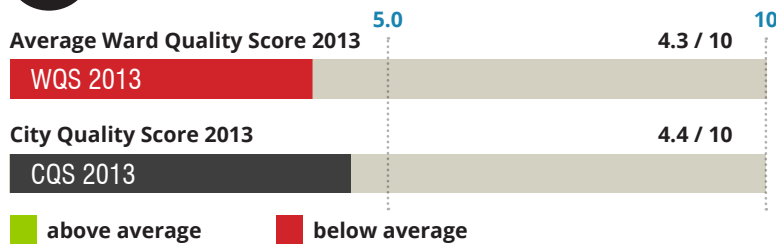
Area:

11.2 km²



What is the quality of life in your AC and City?

WQS 2013 Rank



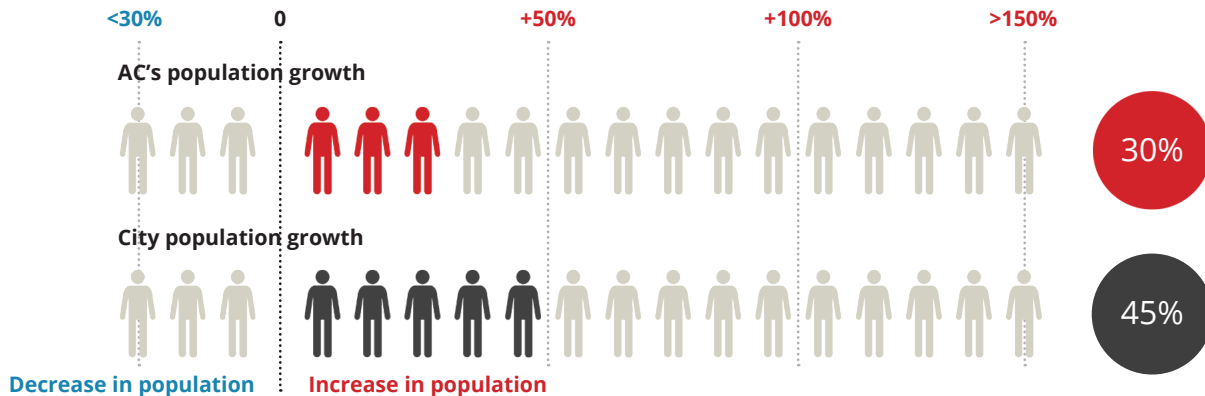
19/28




What is the population growth in your AC and City from 2001 to 2011?

282,765
AC Population 2011

216,977
AC Population 2001



What is your AC's share in Budget 2014-15?



Have you got enough funds for your AC, compared to what other ACs have got?

Your WQS is average, your population growth is low and your per capita allocation is below average

How will you:

- Improve your average Ward Quality Score
- Deal with your AC's population growth
- Meet urgent needs of citizens in your AC

"Speak in the Assembly and in the BBMP Council on the adequacy of the budget for your AC based on your AC's average WQS and population growth."





In which areas has your AC got funds?



Percentage (%)

5.9 0.0 0.0 0.6 0.1 2.0 91.4 0.0 **100.0**

Budget 2014-15 (in Rs. Crores)

4.3 0.0 0.0 0.4 0.1 1.5 67.1 0.0 **73.4**

Revised estimates 2013-14 (in Rs. Crores)

1.5 0.0 0.0 0.0 0.0 0.0 25.2 0.0 **26.7**



How much money is allocated to every citizen in the Top and Bottom ACs?

Top ACs as per WQS

01 JAYANAGAR

Rs. 3,322 76.1 Cr.

02 YELAHANKA

Rs. 3,672 62.9 Cr.

03 BTM LAYOUT

Rs. 3,129 99.7 Cr.

04 SHIVAJINAGAR

Rs. 4,126 87.4 Cr.

05 MALLESHWARAM

Rs. 4,210 102.6 Cr.

Bottom ACs as per WQS

24 DASARAHALLI

Rs. 2,428 108.2 Cr.

25 MAHADEVAPURA

Rs. 2,388 103.2 Cr.

26 YESHWANTHPUR

Rs. 2,460 69.9 Cr.

27 BYATARAYANAPURA

Rs. 2,690 100.7 Cr.

* ACs have been ranked using Average WQS 2013

The average amount spent by the BBMP on a citizen in an AC is Rs. 2,723/-



Budget 2014-15
(in Rs. Crores)



above average
Budget 2014-15



below average
Budget 2014-15



Per Capita
Expenditure



below average
per capita
expenditure



above average
per capita
expenditure

BRUHAT BANGALORE MAHANAGARA PALIKE

BUDGET BRIEF 2014-15

ASSEMBLY CONSTITUENCY (AC)

JAYANAGAR

Sri. B N Vijaykumar

WARDS IN THIS AC:

Byrasandra, Gurappanapalya, J P Nagar, Jayanagar East, Pattabhiram Nagar, Sarakki, Shakambari Nagar



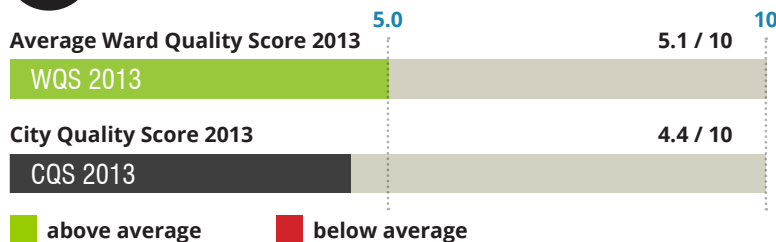
www.ichangemycity.com/budget

Area:
9.3 km²



What is the quality of life in your AC and City?

WQS 2013 Rank



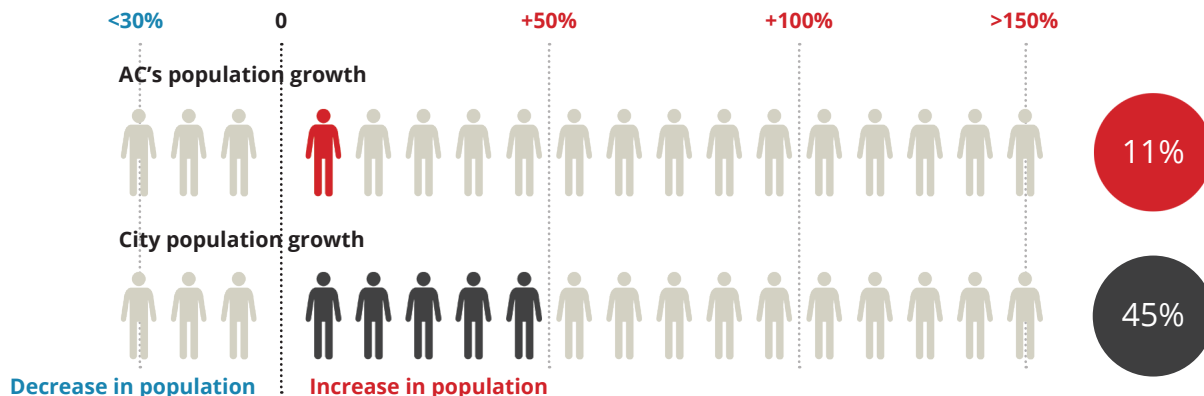
1 / 28




What is the population growth in your AC and City from 2001 to 2011?

229,088
AC Population 2011

206,755
AC Population 2001



What is your AC's share in Budget 2014-15?



Have you got enough funds for your AC, compared to what other ACs have got?

Your WQS is above average, your population growth is low and your per capita allocation is above average

How will you:

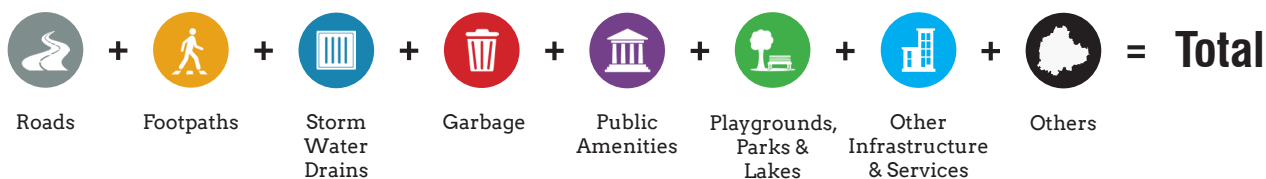
- Improve your average Ward Quality Score
- Deal with your AC's population growth
- Meet urgent needs of citizens in your AC

"Speak in the Assembly and in the BBMP Council on the adequacy of the budget for your AC based on your AC's average WQS and population growth."





In which areas has your AC got funds?



Percentage (%)

9.3 0.1 0.0 0.4 7.6 3.9 78.7 0.0 **100.0**

Budget 2014-15 (in Rs. Crores)

7.1 0.1 0.0 0.3 5.7 3.0 59.9 0.0 **76.1**

Revised estimates 2013-14 (in Rs. Crores)

4.1 0.9 0.0 0.0 0.0 1.1 23.3 0.0 **29.4**



How much money is allocated to every citizen in the Top and Bottom ACs?

Top ACs as per WQS

01 JAYANAGAR

Rs. 3,322 76.1 Cr.

02 YELAHANKA

Rs. 3,672 62.9 Cr.

03 BTM LAYOUT

Rs. 3,129 99.7 Cr.

04 SHIVAJINAGAR

Rs. 4,126 87.4 Cr.

05 MALLESHWARAM

Rs. 4,210 102.6 Cr.

Bottom ACs as per WQS

24 DASARAHALLI

Rs. 2,428 108.2 Cr.

25 MAHADEVAPURA

Rs. 2,388 103.2 Cr.

26 YESHWANTHPUR

Rs. 2,460 69.9 Cr.

27 BYATARAYANAPURA

Rs. 2,690 100.7 Cr.

* ACs have been ranked using Average WQS 2013

The average amount spent by the BBMP on a citizen in an AC is Rs. 2,723/-



Budget 2014-15
(in Rs. Crores)



above average
Budget 2014-15



below average
Budget 2014-15



Per Capita
Expenditure



below average
per capita
expenditure



above average
per capita
expenditure

BRUHAT BANGALORE MAHANAGARA PALIKE

BUDGET BRIEF 2014-15

ASSEMBLY CONSTITUENCY (AC)

K R PURAM

Sri. B A Basavaraja

WARDS IN THIS AC:

A Narayanapura, Basavanapura, Devasandra, HAL Airport Ward, Horamavu, K R Puram, Ramamurthy Nagar, Vijnana Nagar, Vijnanapura



www.ichangemycity.com/budget

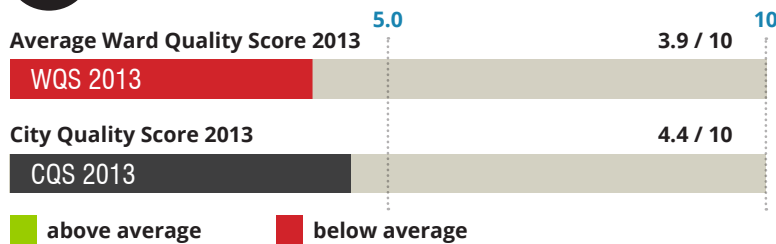
Area:

56.8 km²



What is the quality of life in your AC and City?

WQS 2013 Rank



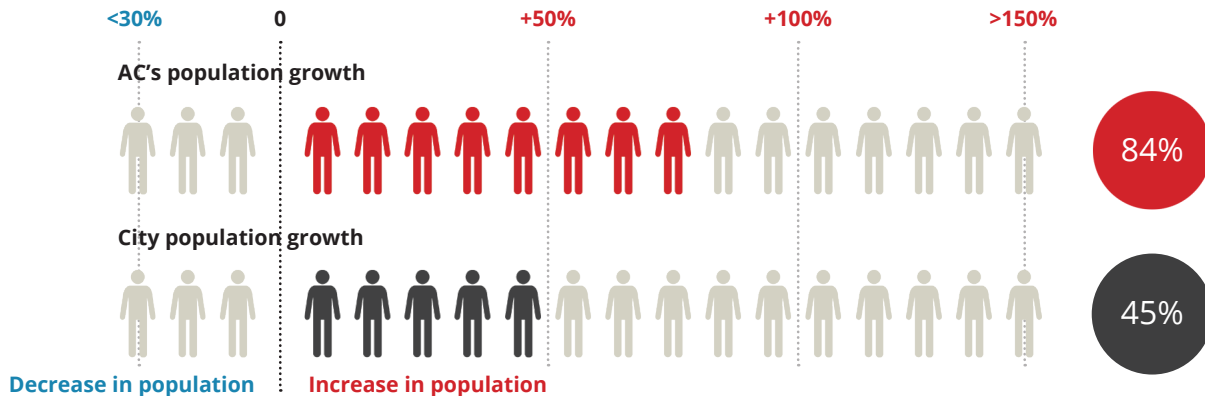
22/28



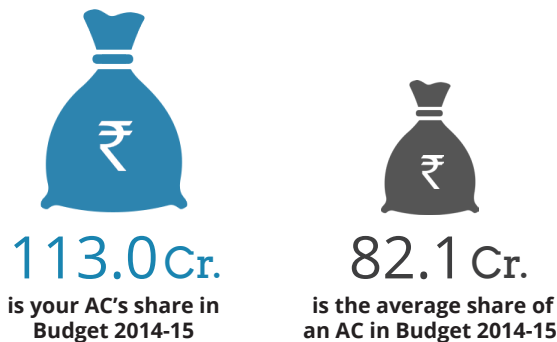
What is the population growth in your AC and City from 2001 to 2011?

447,015
AC Population 2011

243,050
AC Population 2001



What is your AC's share in Budget 2014-15?



Have you got enough funds for your AC, compared to what other ACs have got?

Your WQS is below average, your population growth is high and your per capita allocation is below average

How will you:

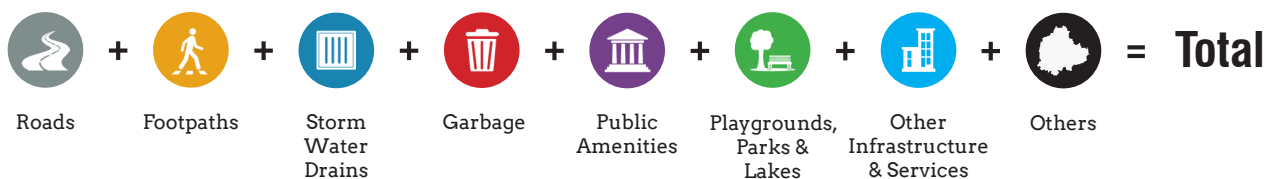
- Improve your average Ward Quality Score
- Deal with your AC's population growth
- Meet urgent needs of citizens in your AC

"Speak in the Assembly and in the BBMP Council on the adequacy of the budget for your AC based on your AC's average WQS and population growth."





In which areas has your AC got funds?



Percentage (%)

7.0 0.0 0.0 0.4 0.1 2.0 90.5 0.0 **100.0**

Budget 2014-15 (in Rs. Crores)

7.9 0.0 0.0 0.4 0.1 2.3 102.3 0.0 **113.0**

Revised estimates 2013-14 (in Rs. Crores)

11.9 0.0 0.0 0.0 0.8 0.3 43.6 0.0 **56.6**



How much money is allocated to every citizen in the Top and Bottom ACs?

Top ACs as per WQS

01 JAYANAGAR

Rs. 3,322 76.1 Cr.

02 YELAHANKA

Rs. 3,672 62.9 Cr.

03 BTM LAYOUT

Rs. 3,129 99.7 Cr.

04 SHIVAJINAGAR

Rs. 4,126 87.4 Cr.

05 MALLESHWARAM

Rs. 4,210 102.6 Cr.

Bottom ACs as per WQS

24 DASARAHALLI

Rs. 2,428 108.2 Cr.

25 MAHADEVAPURA

Rs. 2,388 103.2 Cr.

26 YESHWANTHPUR

Rs. 2,460 69.9 Cr.

27 BYATARAYANAPURA

Rs. 2,690 100.7 Cr.

* ACs have been ranked using Average WQS 2013

The average amount spent by the BBMP on a citizen in an AC is Rs. 2,723/-



Budget 2014-15
(in Rs. Crores)



above average
Budget 2014-15



below average
Budget 2014-15



Per Capita
Expenditure



below average
per capita
expenditure



above average
per capita
expenditure

BRUHAT BANGALORE MAHANAGARA PALIKE

BUDGET BRIEF 2014-15

ASSEMBLY CONSTITUENCY (AC)

MAHADEVAPURA

Sri. Aravind Limbavali

WARDS IN THIS AC:

Bellanduru, Dodda Nekkundi, Garudachar
Palya, Hagadur, Hudi, Kadugodi, Marathahalli, Varthuru



www.ichangemycity.com/budget

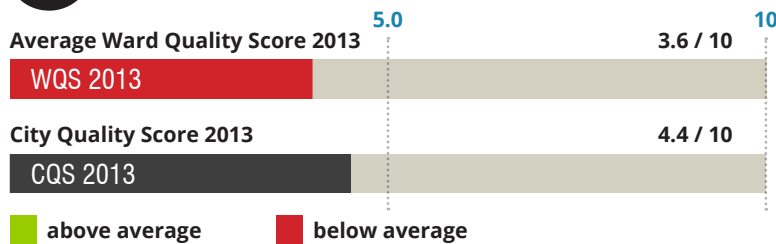
Area:

115.2 km²



What is the quality of life in your AC and City?

WQS 2013 Rank



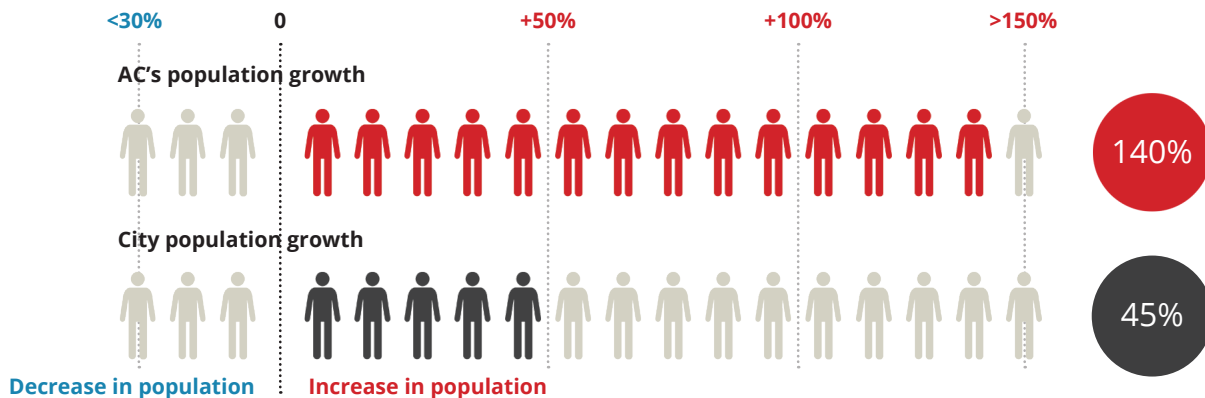
25/28



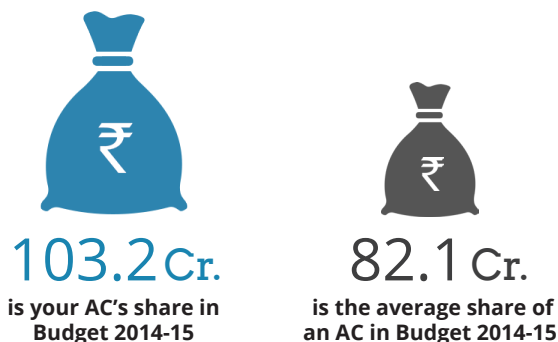
What is the population growth in your AC and City from 2001 to 2011?

431,976
AC Population 2011

179,838
AC Population 2001



What is your AC's share in Budget 2014-15?



Have you got enough funds for your AC, compared to what other ACs have got?

Your WQS is below average, your population growth is high and your per capita allocation is below average

How will you:

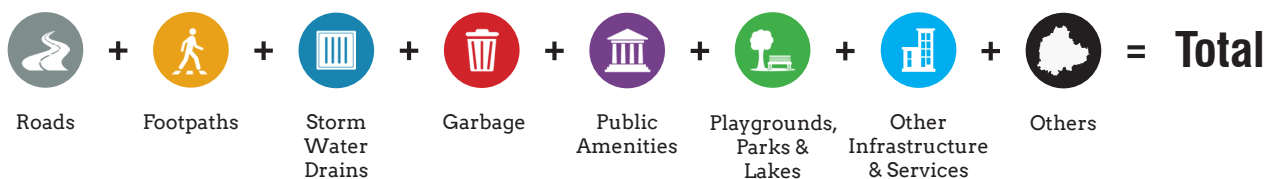
- Improve your average Ward Quality Score
- Deal with your AC's population growth
- Meet urgent needs of citizens in your AC

"Speak in the Assembly and in the BBMP Council on the adequacy of the budget for your AC based on your AC's average WQS and population growth."





In which areas has your AC got funds?



Percentage (%)

6.4 0.0 0.0 0.4 0.1 4.0 89.1 0.0 **100.0**

Budget 2014-15 (in Rs. Crores)

6.6 0.0 0.0 0.4 0.1 4.1 92.0 0.0 **103.2**

Revised estimates 2013-14 (in Rs. Crores)

6.2 0.0 0.0 0.0 0.0 3.0 38 0.0 **47.2**



How much money is allocated to every citizen in the Top and Bottom ACs?

Top ACs as per WQS

01 JAYANAGAR

Rs. 3,322 76.1 Cr.

02 YELAHANKA

Rs. 3,672 62.9 Cr.

03 BTM LAYOUT

Rs. 3,129 99.7 Cr.

04 SHIVAJINAGAR

Rs. 4,126 87.4 Cr.

05 MALLESHWARAM

Rs. 4,210 102.6 Cr.

Bottom ACs as per WQS

24 DASARAHALLI

Rs. 2,428 108.2 Cr.

25 MAHADEVAPURA

Rs. 2,388 103.2 Cr.

26 YESHWANTHPUR

Rs. 2,460 69.9 Cr.

27 BYATARAYANAPURA

Rs. 2,690 100.7 Cr.

* ACs have been ranked using Average WQS 2013

The average amount spent by the BBMP on a citizen in an AC is Rs. 2,723/-



Budget 2014-15
(in Rs. Crores)



above average
Budget 2014-15



below average
Budget 2014-15



Per Capita
Expenditure



below average
per capita
expenditure



above average
per capita
expenditure

BRUHAT BANGALORE MAHANAGARA PALIKE

BUDGET BRIEF 2014-15

ASSEMBLY CONSTITUENCY (AC)

MAHALAKSHMI LAYOUT

Sri. Gopalaiah K

WARDS IN THIS AC:

Mahalakshmipuram, Marappana Palya, Nagapura, Nandini Layout, Shakti Ganapathi Nagar, Shankar Mutt, Vrushabhavathi Nagar



www.ichangemycity.com/budget

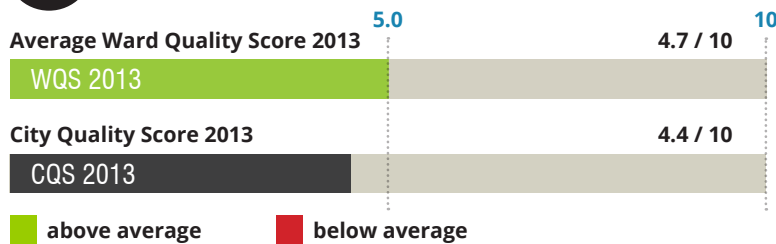
Area:

9.0 km²



What is the quality of life in your AC and City?

WQS 2013 Rank



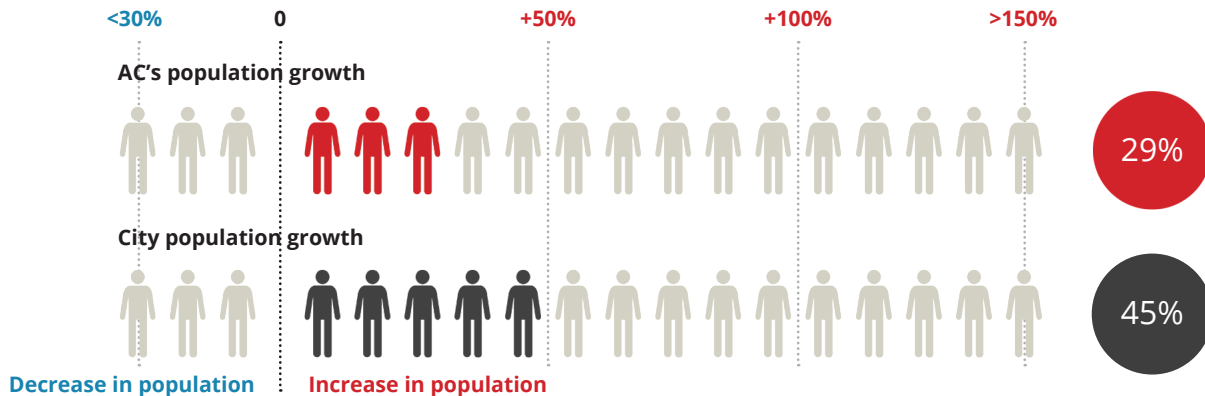
10/28




What is the population growth in your AC and City from 2001 to 2011?

314,072
AC Population 2011

244,397
AC Population 2001



What is your AC's share in Budget 2014-15?



Have you got enough funds for your AC, compared to what other ACs have got?

Your WQS is above average, your population growth is low and your per capita allocation is below average

How will you:

- Improve your average Ward Quality Score
- Deal with your AC's population growth
- Meet urgent needs of citizens in your AC

"Speak in the Assembly and in the BBMP Council on the adequacy of the budget for your AC based on your AC's average WQS and population growth."





In which areas has your AC got funds?



Percentage (%)

19.7 0.0 0.0 0.4 0.4 0.4 79.1 0.0 **100.0**

Budget 2014-15 (in Rs. Crores)

15.4 0.0 0.0 0.3 0.3 0.3 61.6 0.0 **77.9**

Revised estimates 2013-14 (in Rs. Crores)

0.0 0.0 0.0 0.0 0.0 0.0 23.6 0.0 **23.6**



How much money is allocated to every citizen in the Top and Bottom ACs?

Top ACs as per WQS

01 JAYANAGAR

Rs. 3,322 76.1 Cr.

02 YELAHANKA

Rs. 3,672 62.9 Cr.

03 BTM LAYOUT

Rs. 3,129 99.7 Cr.

04 SHIVAJINAGAR

Rs. 4,126 87.4 Cr.

05 MALLESHWARAM

Rs. 4,210 102.6 Cr.

Bottom ACs as per WQS

24 DASARAHALLI

Rs. 2,428 108.2 Cr.

25 MAHADEVAPURA

Rs. 2,388 103.2 Cr.

26 YESHWANTHPUR

Rs. 2,460 69.9 Cr.

27 BYATARAYANAPURA

Rs. 2,690 100.7 Cr.

* ACs have been ranked using Average WQS 2013

The average amount spent by the BBMP on a citizen in an AC is Rs. 2,723/-



Budget 2014-15
(in Rs. Crores)



above average
Budget 2014-15



below average
Budget 2014-15



Per Capita
Expenditure



below average
per capita
expenditure



above average
per capita
expenditure

BRUHAT BANGALORE MAHANAGARA PALIKE

BUDGET BRIEF 2014-15

ASSEMBLY CONSTITUENCY (AC)

MALLESHWARAM

Dr. C N Ashwath Narayan

WARDS IN THIS AC:

Aramane Nagara, Gayathri Nagar, Kadu Malleshwara
Ward, Malleshwaram, Mattikere, Rajamahall Guttahalli, Subramanya Nagar



www.ichangemycity.com/budget

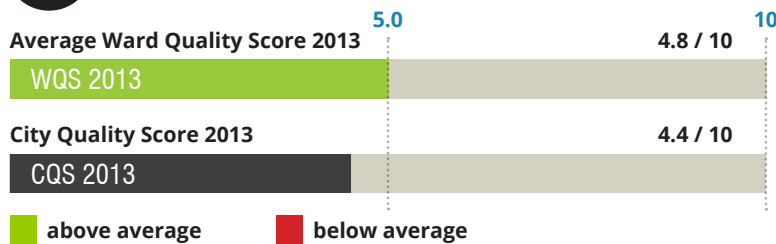
Area:

13.9 km²



What is the quality of life in your AC and City?

WQS 2013 Rank



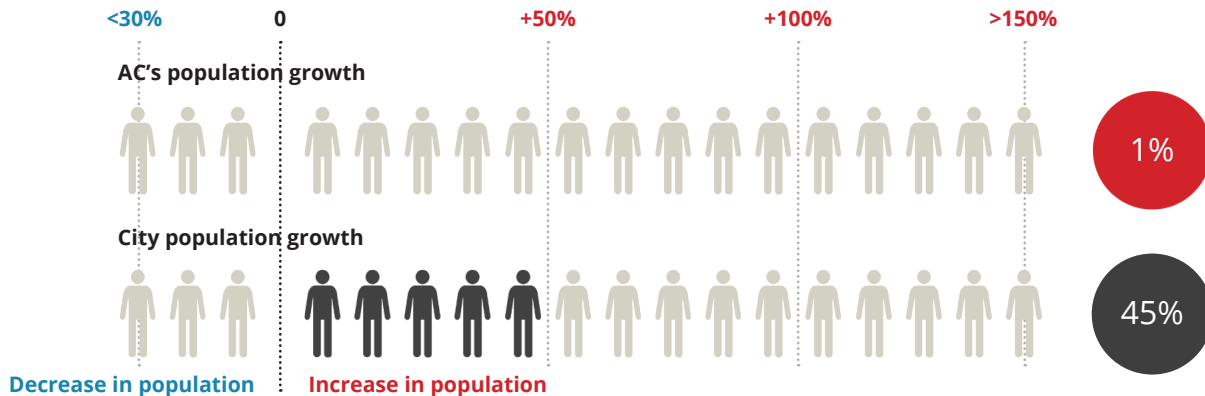
5/28



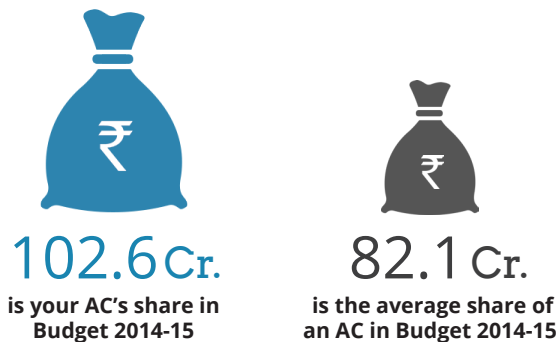
What is the population growth in your AC and City from 2001 to 2011?

243,642
AC Population 2011

240,889
AC Population 2001



What is your AC's share in Budget 2014-15?



Have you got enough funds for your AC, compared to what other ACs have got?

Your WQS is above average, your population growth is low and your per capita allocation is above average

How will you:

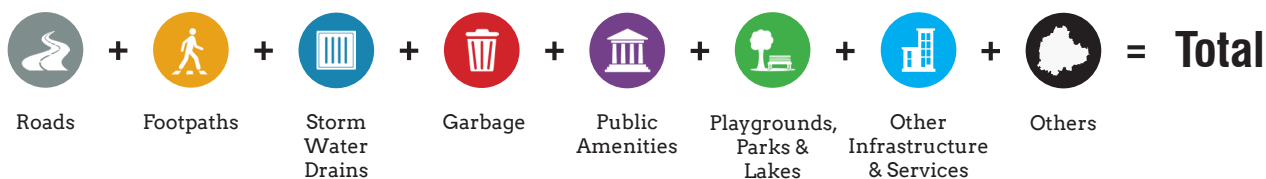
- Improve your average Ward Quality Score
- Deal with your AC's population growth
- Meet urgent needs of citizens in your AC

"Speak in the Assembly and in the BBMP Council on the adequacy of the budget for your AC based on your AC's average WQS and population growth."





In which areas has your AC got funds?



Percentage (%)

15.2 0.0 1.9 0.3 0.1 14.5 68 0.0 **100.0**

Budget 2014-15 (in Rs. Crores)

15.6 0.0 2.0 0.3 0.1 14.9 69.7 0.0 **102.6**

Revised estimates 2013-14 (in Rs. Crores)

6.7 0.0 0.0 0.0 0.1 4.4 24 0.0 **35.2**



How much money is allocated to every citizen in the Top and Bottom ACs?

Top ACs as per WQS

01 JAYANAGAR

Rs. 3,322 76.1 Cr.

02 YELAHANKA

Rs. 3,672 62.9 Cr.

03 BTM LAYOUT

Rs. 3,129 99.7 Cr.

04 SHIVAJINAGAR

Rs. 4,126 87.4 Cr.

05 MALLESHWARAM

Rs. 4,210 102.6 Cr.

Bottom ACs as per WQS

24 DASARAHALLI

Rs. 2,428 108.2 Cr.

25 MAHADEVAPURA

Rs. 2,388 103.2 Cr.

26 YESHWANTHPUR

Rs. 2,460 69.9 Cr.

27 BYATARAYANAPURA

Rs. 2,690 100.7 Cr.

* ACs have been ranked using Average WQS 2013

The average amount spent by the BBMP on a citizen in an AC is Rs. 2,723/-



Budget 2014-15
(in Rs. Crores)



above average
Budget 2014-15



below average
Budget 2014-15



Per Capita
Expenditure



below average
per capita
expenditure



above average
per capita
expenditure

BRUHAT BANGALORE MAHANAGARA PALIKE

BUDGET BRIEF 2014-15

ASSEMBLY CONSTITUENCY (AC)

PADMANABHANAGAR

Sri. R Ashok



www.ichangemycity.com/budget

WARDS IN THIS AC:

Banashankari Temple Ward, Chikkalsandra, Ganesh Mandir Ward, Hosakerehalli, Karisandra, Kumaraswamy Layout, Padmanabha Nagar, Yediyur

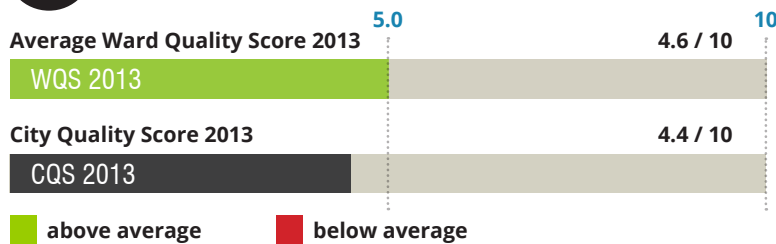
Area:

10.6 km²



What is the quality of life in your AC and City?

WQS 2013 Rank



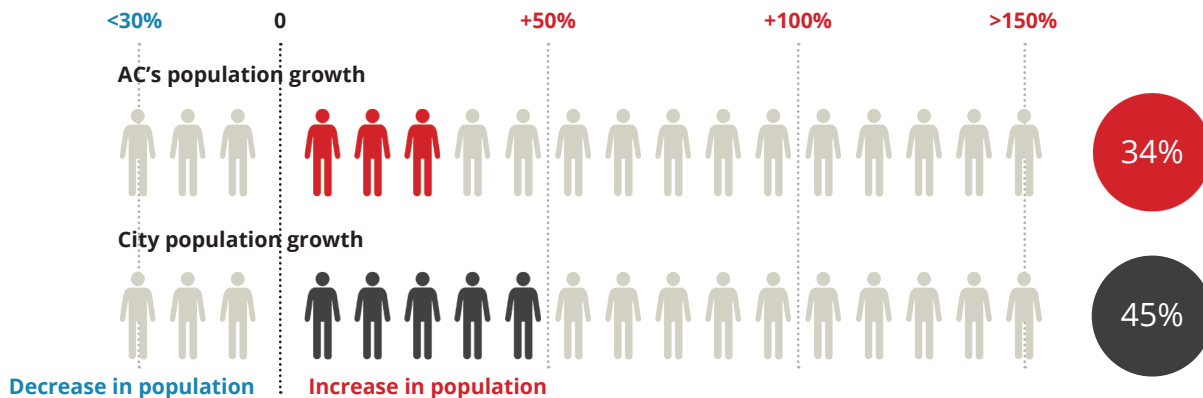
11 / 28




What is the population growth in your AC and City from 2001 to 2011?

306,353
AC Population 2011

228,620
AC Population 2001



What is your AC's share in Budget 2014-15?



Have you got enough funds for your AC, compared to what other ACs have got?

Your WQS is above average, your population growth is low and your per capita allocation is below average

How will you:

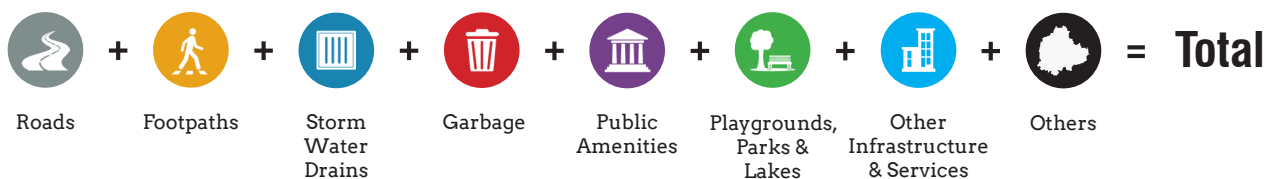
- Improve your average Ward Quality Score
- Deal with your AC's population growth
- Meet urgent needs of citizens in your AC

"Speak in the Assembly and in the BBMP Council on the adequacy of the budget for your AC based on your AC's average WQS and population growth."





In which areas has your AC got funds?



Percentage (%)

6.8 0.0 0.0 0.5 1.2 5.2 86.3 0.0 **100.0**

Budget 2014-15 (in Rs. Crores)

5.2 0.0 0.0 0.4 0.9 4.0 66.1 0.0 **76.6**

Revised estimates 2013-14 (in Rs. Crores)

0.0 0.0 0.0 0.0 0.0 1.0 25.2 0.0 **26.2**



How much money is allocated to every citizen in the Top and Bottom ACs?

Top ACs as per WQS

01 JAYANAGAR

Rs. 3,322 76.1 Cr.

02 YELAHANKA

Rs. 3,672 62.9 Cr.

03 BTM LAYOUT

Rs. 3,129 99.7 Cr.

04 SHIVAJINAGAR

Rs. 4,126 87.4 Cr.

05 MALLESHWARAM

Rs. 4,210 102.6 Cr.

Bottom ACs as per WQS

24 DASARAHALLI

Rs. 2,428 108.2 Cr.

25 MAHADEVAPURA

Rs. 2,388 103.2 Cr.

26 YESHWANTHPUR

Rs. 2,460 69.9 Cr.

27 BYATARAYANAPURA

Rs. 2,690 100.7 Cr.

* ACs have been ranked using Average WQS 2013

The average amount spent by the BBMP on a citizen in an AC is Rs. 2,723/-



Budget 2014-15
(in Rs. Crores)



above average
Budget 2014-15



below average
Budget 2014-15



Per Capita
Expenditure



below average
per capita
expenditure



above average
per capita
expenditure

BRUHAT BANGALORE MAHANAGARA PALIKE

BUDGET BRIEF 2014-15

ASSEMBLY CONSTITUENCY (AC)

PULAKESHINAGAR

Sri. A Srinivas Murthy

WARDS IN THIS AC:

Devara Jeevanahalli, Kaval Bairasandra, Kushal Nagar,
Muneshwara Nagar, Pulakeshinagar, S K Garden, Sagayarapuram



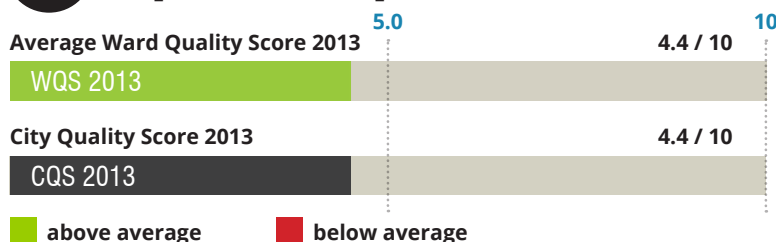
www.ichangemycity.com/budget

Area:
7.9 km²



What is the quality of life in your AC and City?

WQS 2013 Rank



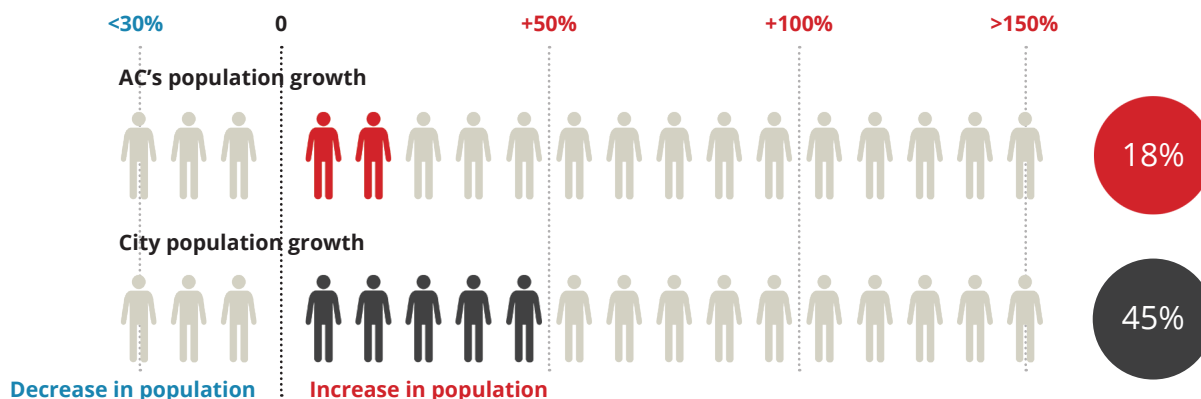
15/28




What is the population growth in your AC and City from 2001 to 2011?

261,438
AC Population 2011

221,549
AC Population 2001



What is your AC's share in Budget 2014-15?



Have you got enough funds for your AC, compared to what other ACs have got?

Your WQS is average, your population growth is low and your per capita allocation is average

How will you:

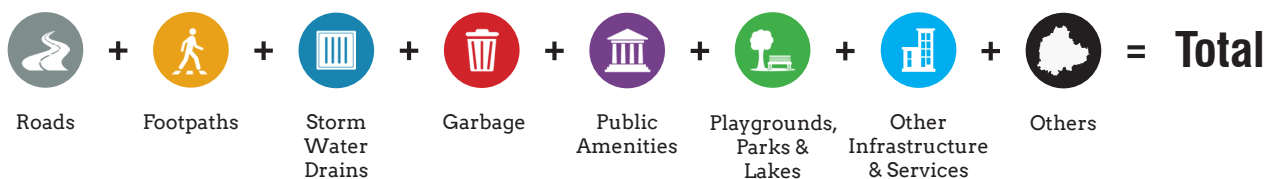
- Improve your average Ward Quality Score
- Deal with your AC's population growth
- Meet urgent needs of citizens in your AC

"Speak in the Assembly and in the BBMP Council on the adequacy of the budget for your AC based on your AC's average WQS and population growth."





In which areas has your AC got funds?



Percentage (%)

10 0.0 0.0 0.4 0.0 0.0 89.6 0.0 **100.0**

Budget 2014-15 (in Rs. Crores)

7.2 0.0 0.0 0.3 0.0 0.0 64.4 0.0 **71.9**

Revised estimates 2013-14 (in Rs. Crores)

0.0 0.0 0.0 0.0 0.0 0.0 22.5 0.0 **22.5**



How much money is allocated to every citizen in the Top and Bottom ACs?

Top ACs as per WQS

01 JAYANAGAR

Rs. 3,322 76.1 Cr.

02 YELAHANKA

Rs. 3,672 62.9 Cr.

03 BTM LAYOUT

Rs. 3,129 99.7 Cr.

04 SHIVAJINAGAR

Rs. 4,126 87.4 Cr.

05 MALLESHWARAM

Rs. 4,210 102.6 Cr.

Bottom ACs as per WQS

24 DASARAHALLI

Rs. 2,428 108.2 Cr.

25 MAHADEVAPURA

Rs. 2,388 103.2 Cr.

26 YESHWANTHPUR

Rs. 2,460 69.9 Cr.

27 BYATARAYANAPURA

Rs. 2,690 100.7 Cr.

* ACs have been ranked using Average WQS 2013

The average amount spent by the BBMP on a citizen in an AC is Rs. 2,723/-



Budget 2014-15
(in Rs. Crores)



above average
Budget 2014-15



below average
Budget 2014-15



Per Capita
Expenditure



below average
per capita
expenditure



above average
per capita
expenditure

BRUHAT BANGALORE MAHANAGARA PALIKE

BUDGET BRIEF 2014-15

ASSEMBLY CONSTITUENCY (AC)

RAJAJINAGAR

Sri. Suresh Kumar

WARDS IN THIS AC:

Basaveshwara Nagar, Dayananda Nagar, Kamakshipalya, Prakash Nagar, Rajaji Nagar, Shivanagara, Sri Ramamandira Ward



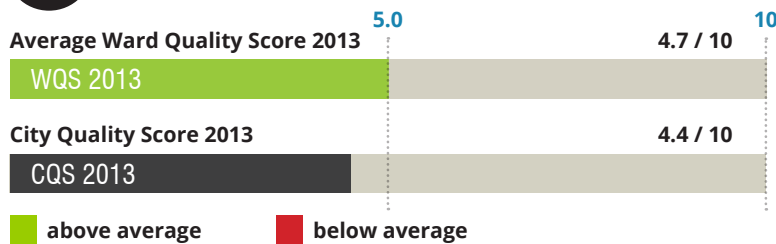
www.ichangemycity.com/budget

Area:
5.5 km²



What is the quality of life in your AC and City?

WQS 2013 Rank



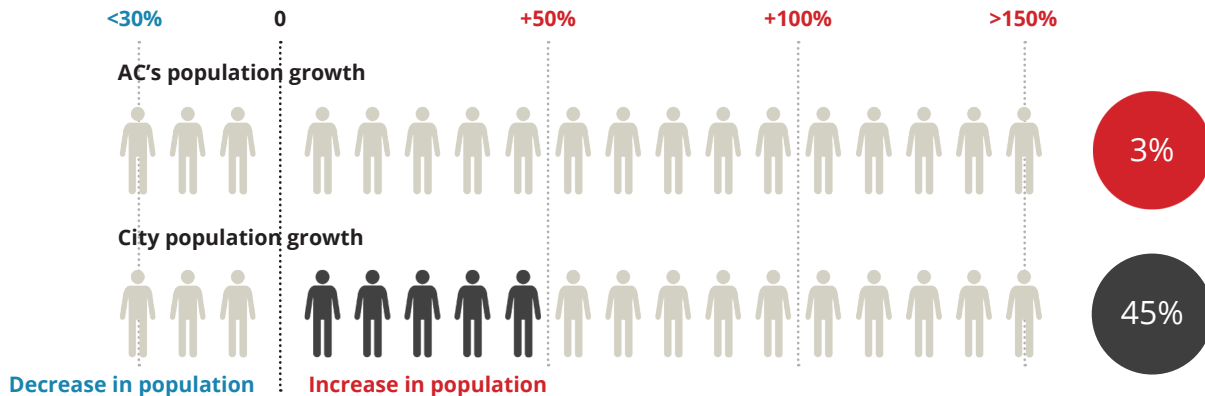
7 / 28



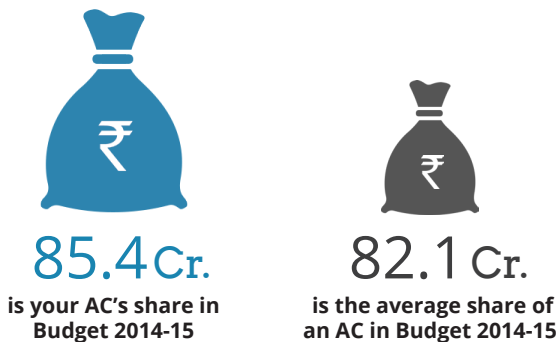
What is the population growth in your AC and City from 2001 to 2011?

232,429
AC Population 2011

225,627
AC Population 2001



What is your AC's share in Budget 2014-15?



Have you got enough funds for your AC, compared to what other ACs have got?

Your WQS is above average, your population growth is low and your per capita allocation is above average

How will you:

- Improve your average Ward Quality Score
- Deal with your AC's population growth
- Meet urgent needs of citizens in your AC

"Speak in the Assembly and in the BBMP Council on the adequacy of the budget for your AC based on your AC's average WQS and population growth."





In which areas has your AC got funds?



Percentage (%)

24.8 1.1 0.0 0.4 0.5 0.6 72.6 0.0 **100.0**

Budget 2014-15 (in Rs. Crores)

21.2 0.9 0.0 0.3 0.4 0.5 62.1 0.0 **85.4**

Revised estimates 2013-14 (in Rs. Crores)

1.6 0.1 0.0 0.0 1.2 0.0 24.2 0.0 **27.1**



How much money is allocated to every citizen in the Top and Bottom ACs?

Top ACs as per WQS

01 JAYANAGAR

Rs. 3,322 76.1 Cr.

02 YELAHANKA

Rs. 3,672 62.9 Cr.

03 BTM LAYOUT

Rs. 3,129 99.7 Cr.

04 SHIVAJINAGAR

Rs. 4,126 87.4 Cr.

05 MALLESHWARAM

Rs. 4,210 102.6 Cr.

Bottom ACs as per WQS

24 DASARAHALLI

Rs. 2,428 108.2 Cr.

25 MAHADEVAPURA

Rs. 2,388 103.2 Cr.

26 YESHWANTHPUR

Rs. 2,460 69.9 Cr.

27 BYATARAYANAPURA

Rs. 2,690 100.7 Cr.

* ACs have been ranked using Average WQS 2013

The average amount spent by the BBMP on a citizen in an AC is Rs. 2,723/-



Budget 2014-15
(in Rs. Crores)



above average
Budget 2014-15



below average
Budget 2014-15



Per Capita
Expenditure



below average
per capita
expenditure



above average
per capita
expenditure

BRUHAT BANGALORE MAHANAGARA PALIKE

BUDGET BRIEF 2014-15

ASSEMBLY CONSTITUENCY (AC)

RAJARAJESHWARI NAGAR

Sri. Munirathna

WARDS IN THIS AC:

HMT Ward, J P Park, Jalahalli, Jnana Bharathi Ward, Kottegepalya, Laggere, Lakshmi Devi Nagar, Rajarajeshwari Nagar, Yeshwanthpura



www.ichangemycity.com/budget

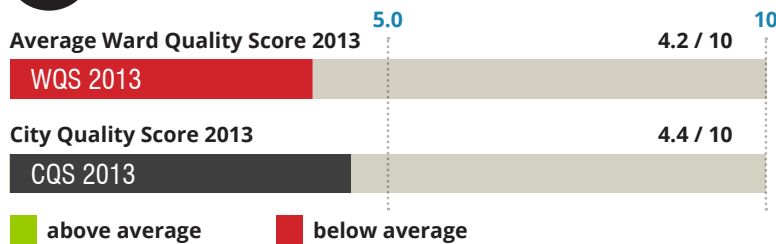
Area:

45.5 km²



What is the quality of life in your AC and City?

WQS 2013 Rank



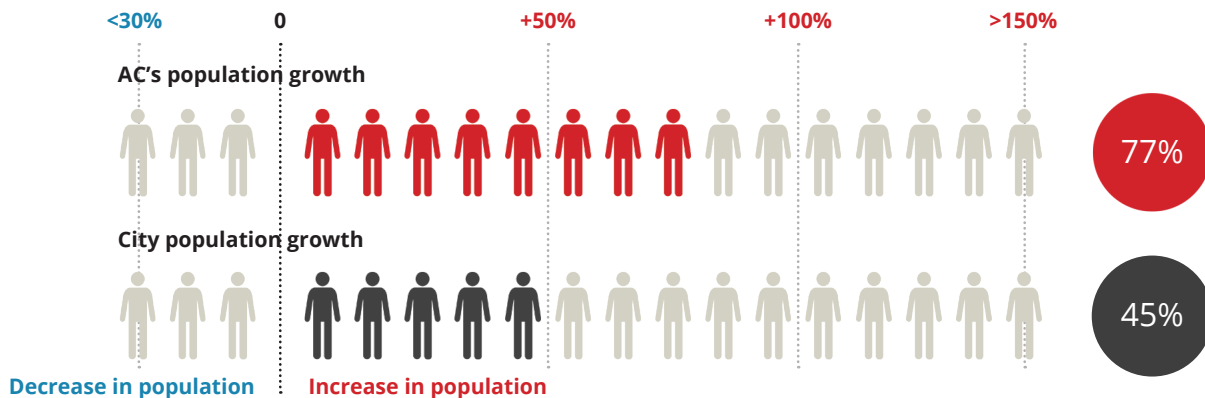
20/28



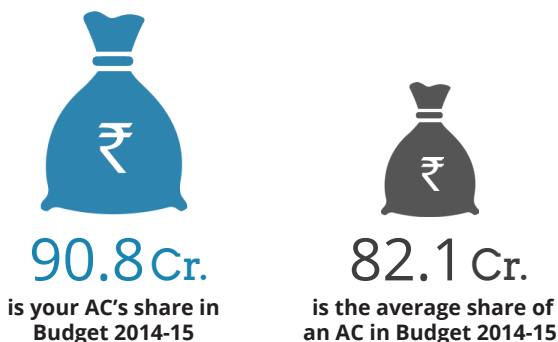
What is the population growth in your AC and City from 2001 to 2011?

457,935
AC Population 2011

259,166
AC Population 2001



What is your AC's share in Budget 2014-15?



Have you got enough funds for your AC, compared to what other ACs have got?

Your WQS is below average, your population growth is high and your per capita allocation is below average

How will you:

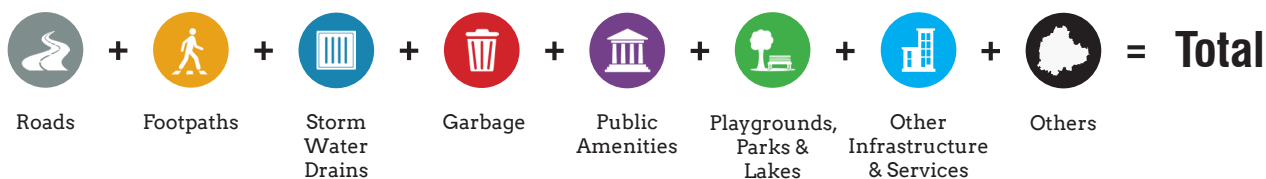
- Improve your average Ward Quality Score
- Deal with your AC's population growth
- Meet urgent needs of citizens in your AC

"Speak in the Assembly and in the BBMP Council on the adequacy of the budget for your AC based on your AC's average WQS and population growth."





In which areas has your AC got funds?



Percentage (%)

4.6 0.0 0.0 0.4 0.3 4.8 89.9 0.0 **100.0**

Budget 2014-15 (in Rs. Crores)

4.2 0.0 0.0 0.4 0.3 4.4 81.5 0.0 **90.8**

Revised estimates 2013-14 (in Rs. Crores)

1.7 0.0 0.0 0.0 0.0 1.3 33.3 0.0 **36.3**



How much money is allocated to every citizen in the Top and Bottom ACs?

Top ACs as per WQS

01 JAYANAGAR

Rs. 3,322 76.1 Cr.

02 YELAHANKA

Rs. 3,672 62.9 Cr.

03 BTM LAYOUT

Rs. 3,129 99.7 Cr.

04 SHIVAJINAGAR

Rs. 4,126 87.4 Cr.

05 MALLESHWARAM

Rs. 4,210 102.6 Cr.

Bottom ACs as per WQS

24 DASARAHALLI

Rs. 2,428 108.2 Cr.

25 MAHADEVAPURA

Rs. 2,388 103.2 Cr.

26 YESHWANTHPUR

Rs. 2,460 69.9 Cr.

27 BYATARAYANAPURA

Rs. 2,690 100.7 Cr.

* ACs have been ranked using Average WQS 2013

The average amount spent by the BBMP on a citizen in an AC is Rs. 2,723/-



Budget 2014-15
(in Rs. Crores)



above average
Budget 2014-15



below average
Budget 2014-15



Per Capita
Expenditure



below average
per capita
expenditure



above average
per capita
expenditure

BRUHAT BANGALORE MAHANAGARA PALIKE

BUDGET BRIEF 2014-15

ASSEMBLY CONSTITUENCY (AC)

SARVAGNA NAGAR

Sri. K J George

WARDS IN THIS AC:

Banasavadi, HBR Layout, Kacharkanahalli, Kadugondanahalli, Kammanahalli, Lingarajapura, Maruthi Seva Nagar, Nagavara



www.ichangemycity.com/budget

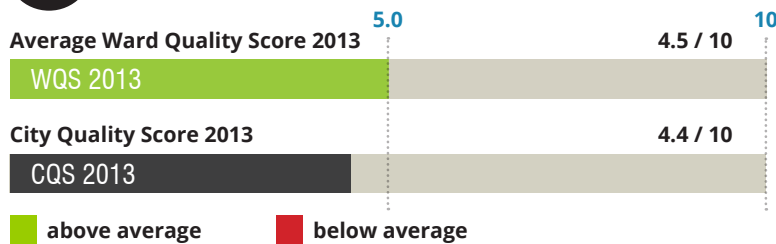
Area:

16.9 km²



What is the quality of life in your AC and City?

WQS 2013 Rank



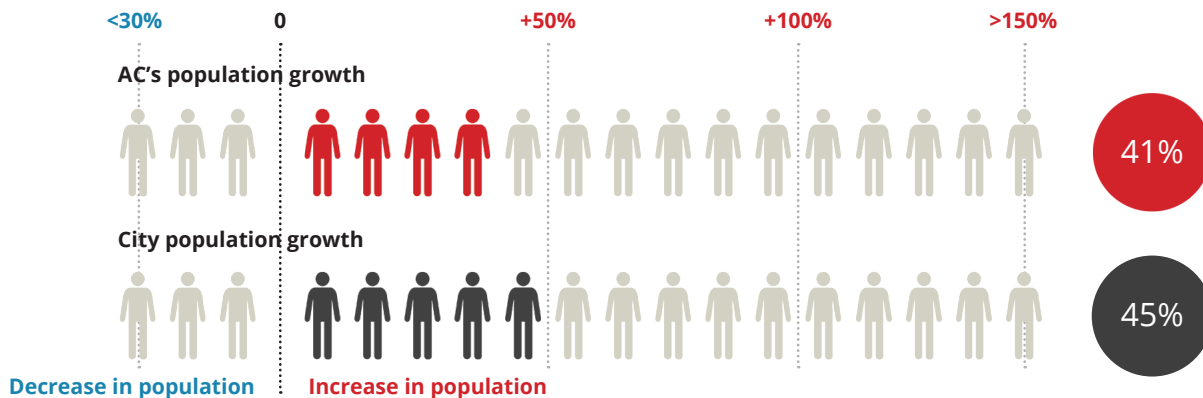
14/28




What is the population growth in your AC and City from 2001 to 2011?

375,445
AC Population 2011

266,283
AC Population 2001



What is your AC's share in Budget 2014-15?



Have you got enough funds for your AC, compared to what other ACs have got?

Your WQS is average, your population growth is low and your per capita allocation is below average

How will you:

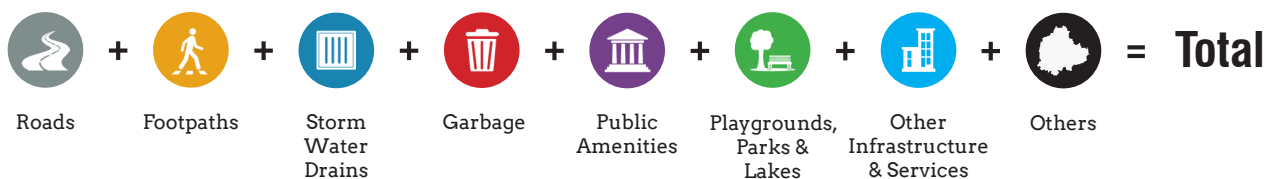
- Improve your average Ward Quality Score
- Deal with your AC's population growth
- Meet urgent needs of citizens in your AC

"Speak in the Assembly and in the BBMP Council on the adequacy of the budget for your AC based on your AC's average WQS and population growth."





In which areas has your AC got funds?



Percentage (%)

5.4 0.0 0.0 0.5 0.1 0.0 94.0 0.0 **100.0**

Budget 2014-15 (in Rs. Crores)

4.3 0.0 0.0 0.4 0.1 0.0 75.8 0.0 **80.6**

Revised estimates 2013-14 (in Rs. Crores)

1.3 0.0 0.0 0.0 0.0 0.0 29.3 0.0 **30.6**



How much money is allocated to every citizen in the Top and Bottom ACs?

Top ACs as per WQS

01 JAYANAGAR

Rs. 3,322 76.1 Cr.

02 YELAHANKA

Rs. 3,672 62.9 Cr.

03 BTM LAYOUT

Rs. 3,129 99.7 Cr.

04 SHIVAJINAGAR

Rs. 4,126 87.4 Cr.

05 MALLESHWARAM

Rs. 4,210 102.6 Cr.

Bottom ACs as per WQS

24 DASARAHALLI

Rs. 2,428 108.2 Cr.

25 MAHADEVAPURA

Rs. 2,388 103.2 Cr.

26 YESHWANTHPUR

Rs. 2,460 69.9 Cr.

27 BYATARAYANAPURA

Rs. 2,690 100.7 Cr.

* ACs have been ranked using Average WQS 2013

The average amount spent by the BBMP on a citizen in an AC is Rs. 2,723/-



Budget 2014-15
(in Rs. Crores)



above average
Budget 2014-15



below average
Budget 2014-15



Per Capita
Expenditure



below average
per capita
expenditure



above average
per capita
expenditure

BRUHAT BANGALORE MAHANAGARA PALIKE

BUDGET BRIEF 2014-15

ASSEMBLY CONSTITUENCY (AC)

SHANTHINAGAR

Sri. N A Haris

WARDS IN THIS AC:

Agaram, Domlur, Jogupalya, Nilasandra,
Shantala Nagar, Shanthi Nagar, Vannarpet



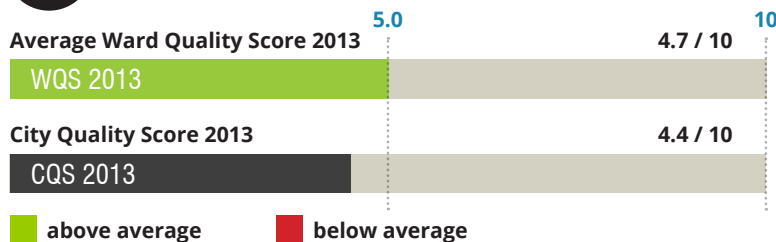
www.ichangemycity.com/budget

Area:
21.9 km²



What is the quality of life in your AC and City?

WQS 2013 Rank



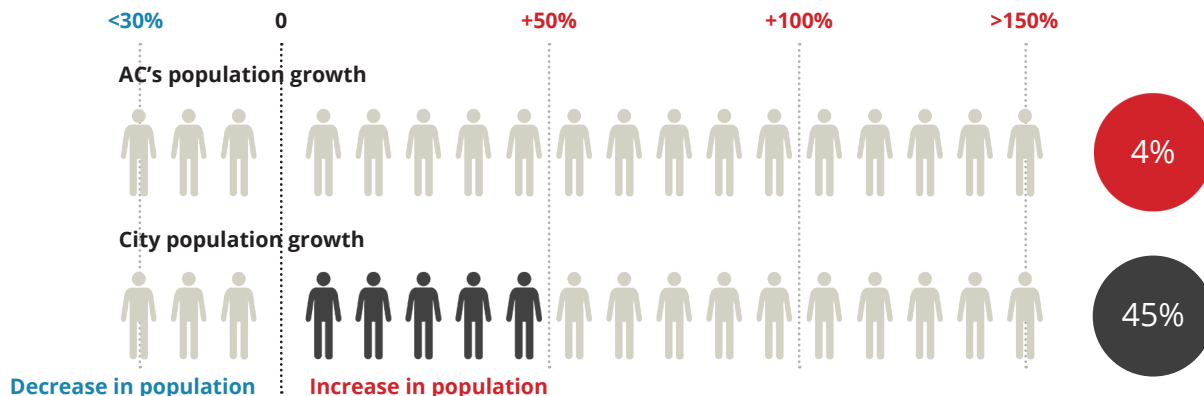
9 / 28




What is the population growth in your AC and City from 2001 to 2011?

252,031
AC Population 2011

243,408
AC Population 2001



What is your AC's share in Budget 2014-15?



Have you got enough funds for your AC, compared to what other ACs have got?

Your WQS is above average, your population growth is low and your per capita allocation is average

How will you:

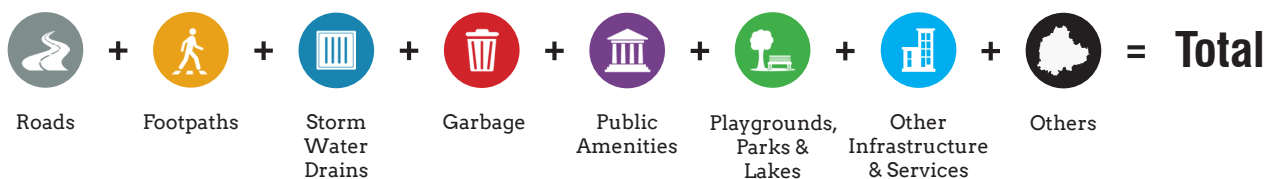
- Improve your average Ward Quality Score
- Deal with your AC's population growth
- Meet urgent needs of citizens in your AC

"Speak in the Assembly and in the BBMP Council on the adequacy of the budget for your AC based on your AC's average WQS and population growth."





In which areas has your AC got funds?



Percentage (%)

9.8 0.0 0.0 0.4 3.0 0.0 86.8 0.0 **100.0**

Budget 2014-15 (in Rs. Crores)

6.7 0.0 0.0 0.3 2.1 0.0 59.6 0.0 **68.7**

Revised estimates 2013-14 (in Rs. Crores)

0.2 0.0 0.0 0.0 1.7 0.0 22.7 0.0 **24.6**



How much money is allocated to every citizen in the Top and Bottom ACs?

Top ACs as per WQS

01 JAYANAGAR

Rs. 3,322 76.1 Cr.

02 YELAHANKA

Rs. 3,672 62.9 Cr.

03 BTM LAYOUT

Rs. 3,129 99.7 Cr.

04 SHIVAJINAGAR

Rs. 4,126 87.4 Cr.

05 MALLESHWARAM

Rs. 4,210 102.6 Cr.

Bottom ACs as per WQS

24 DASARAHALLI

Rs. 2,428 108.2 Cr.

25 MAHADEVAPURA

Rs. 2,388 103.2 Cr.

26 YESHWANTHPUR

Rs. 2,460 69.9 Cr.

27 BYATARAYANAPURA

Rs. 2,690 100.7 Cr.

* ACs have been ranked using Average WQS 2013

The average amount spent by the BBMP on a citizen in an AC is Rs. 2,723/-



Budget 2014-15
(in Rs. Crores)



above average
Budget 2014-15



below average
Budget 2014-15



Per Capita
Expenditure



below average
per capita
expenditure



above average
per capita
expenditure

BRUHAT BANGALORE MAHANAGARA PALIKE

BUDGET BRIEF 2014-15

ASSEMBLY CONSTITUENCY (AC)

SHIVAJINAGAR

Sri. Roshan Baig

WARDS IN THIS AC:

Bharathi Nagar, Halsoor, Jayamahal, Ramaswamy Palya, Sampangiram Nagar, Shivaji Nagar, Vasanth Nagar



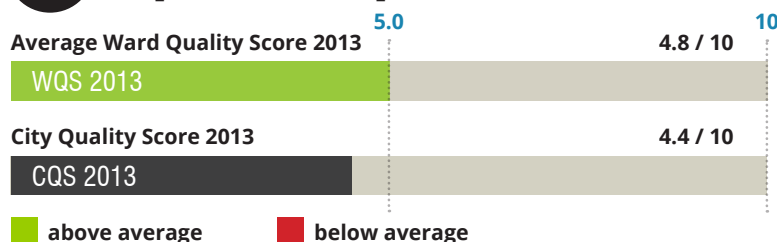
www.ichangemycity.com/budget

Area:
12.7 km²



What is the quality of life in your AC and City?

WQS 2013 Rank



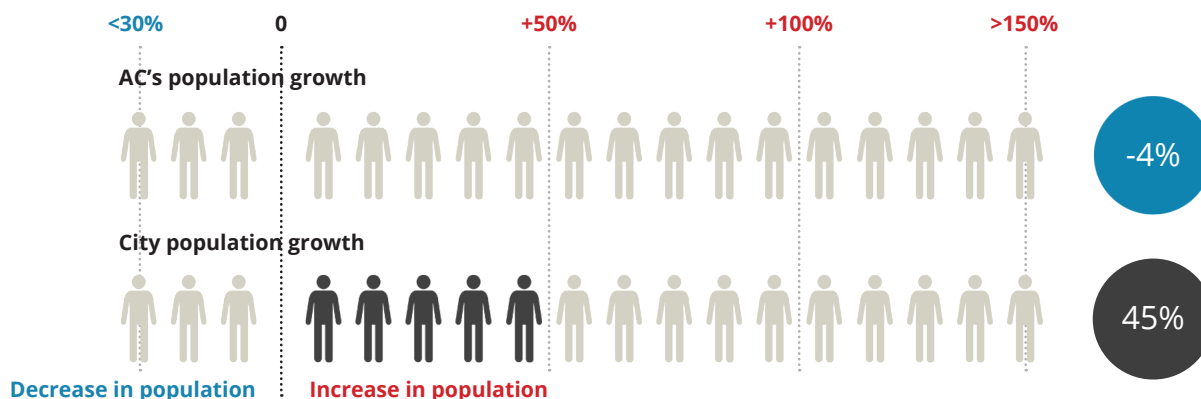
4/28



What is the population growth in your AC and City from 2001 to 2011?

211,726
AC Population 2011

219,480
AC Population 2001



What is your AC's share in Budget 2014-15?



87.3 Cr.

is your AC's share in Budget 2014-15



82.1 Cr.

is the average share of an AC in Budget 2014-15



Have you got enough funds for your AC, compared to what other ACs have got?

Your WQS is above average, your population growth is low and your per capita allocation is above average

How will you:

- Improve your average Ward Quality Score
- Deal with your AC's population growth
- Meet urgent needs of citizens in your AC

"Speak in the Assembly and in the BBMP Council on the adequacy of the budget for your AC based on your AC's average WQS and population growth."





In which areas has your AC got funds?



Percentage (%)

28.2 0.0 0.0 0.3 0.2 2.5 68.8 0.0 **100.0**

Budget 2014-15 (in Rs. Crores)

24.6 0.0 0.0 0.3 0.2 2.2 60.0 0.0 **87.3**

Revised estimates 2013-14 (in Rs. Crores)

0.9 0.0 0.0 0.0 0.2 0.2 22.4 0.0 **23.7**



How much money is allocated to every citizen in the Top and Bottom ACs?

Top ACs as per WQS

01 JAYANAGAR

Rs. 3,322 76.1 Cr.

02 YELAHANKA

Rs. 3,672 62.9 Cr.

03 BTM LAYOUT

Rs. 3,129 99.7 Cr.

04 SHIVAJINAGAR

Rs. 4,126 87.4 Cr.

05 MALLESHWARAM

Rs. 4,210 102.6 Cr.

Bottom ACs as per WQS

24 DASARAHALLI

Rs. 2,428 108.2 Cr.

25 MAHADEVAPURA

Rs. 2,388 103.2 Cr.

26 YESHWANTHPUR

Rs. 2,460 69.9 Cr.

27 BYATARAYANAPURA

Rs. 2,690 100.7 Cr.

* ACs have been ranked using Average WQS 2013

The average amount spent by the BBMP on a citizen in an AC is Rs. 2,723/-



Budget 2014-15
(in Rs. Crores)



above average
Budget 2014-15



below average
Budget 2014-15



Per Capita
Expenditure



below average
per capita
expenditure



above average
per capita
expenditure

BRUHAT BANGALORE MAHANAGARA PALIKE

BUDGET BRIEF 2014-15

ASSEMBLY CONSTITUENCY (AC)

VIJAYANAGARA

Sri. M Krishnappa

WARDS IN THIS AC:

Attiguppe, Bapuji Nagar, Deepanjali Nagar, Gali Anjaneya Temple Ward, Hampi Nagar, Hosahalli, Kempapura, Vijayanagar



www.ichangemycity.com/budget

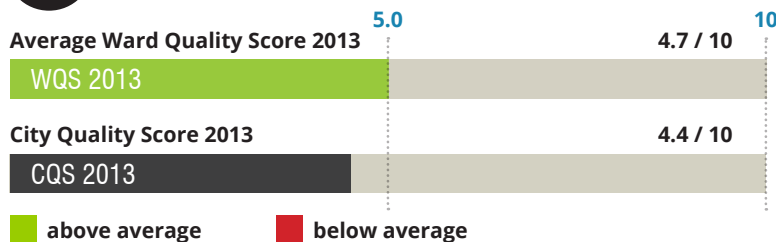
Area:

8.4 km²



What is the quality of life in your AC and City?

WQS 2013 Rank



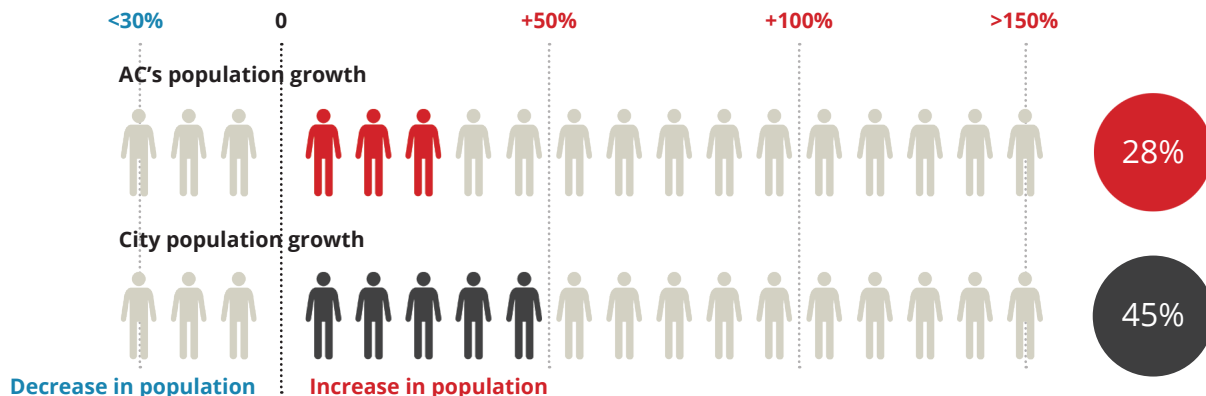
8/28



What is the population growth in your AC and City from 2001 to 2011?

324,375
AC Population 2011

253,499
AC Population 2001



What is your AC's share in Budget 2014-15?



86.8 Cr.

is your AC's share in Budget 2014-15



82.1 Cr.

is the average share of an AC in Budget 2014-15



Have you got enough funds for your AC, compared to what other ACs have got?

Your WQS is above average, your population growth is low and your per capita allocation is average

How will you:

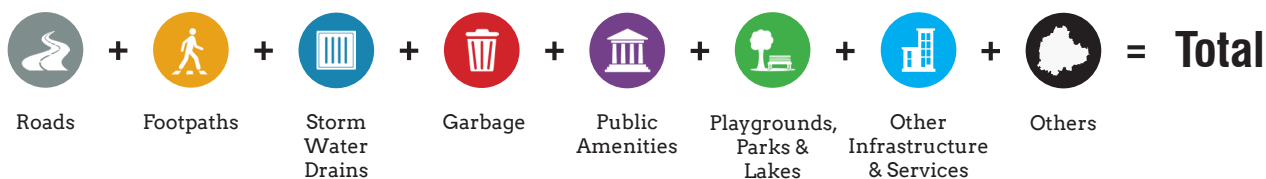
- Improve your average Ward Quality Score
- Deal with your AC's population growth
- Meet urgent needs of citizens in your AC

"Speak in the Assembly and in the BBMP Council on the adequacy of the budget for your AC based on your AC's average WQS and population growth."





In which areas has your AC got funds?



Percentage (%)

20.9 0.0 0.0 0.5 0.1 1.3 77.2 0.0 **100.0**

Budget 2014-15 (in Rs. Crores)

18.1 0.0 0.0 0.4 0.1 1.1 67.1 0.0 **86.8**

Revised estimates 2013-14 (in Rs. Crores)

1.1 0.0 0.0 0.0 0.1 0.0 25.2 0.0 **26.4**



How much money is allocated to every citizen in the Top and Bottom ACs?

Top ACs as per WQS

01 JAYANAGAR

Rs. 3,322 76.1 Cr.

02 YELAHANKA

Rs. 3,672 62.9 Cr.

03 BTM LAYOUT

Rs. 3,129 99.7 Cr.

04 SHIVAJINAGAR

Rs. 4,126 87.4 Cr.

05 MALLESHWARAM

Rs. 4,210 102.6 Cr.

Bottom ACs as per WQS

24 DASARAHALLI

Rs. 2,428 108.2 Cr.

25 MAHADEVAPURA

Rs. 2,388 103.2 Cr.

26 YESHWANTHPUR

Rs. 2,460 69.9 Cr.

27 BYATARAYANAPURA

Rs. 2,690 100.7 Cr.

* ACs have been ranked using Average WQS 2013

The average amount spent by the BBMP on a citizen in an AC is Rs. 2,723/-



Budget 2014-15
(in Rs. Crores)



above average
Budget 2014-15



below average
Budget 2014-15



Per Capita
Expenditure



below average
per capita
expenditure



above average
per capita
expenditure

BRUHAT BANGALORE MAHANAGARA PALIKE

BUDGET BRIEF 2014-15

ASSEMBLY CONSTITUENCY (AC)

YELAHANKA

Sri. S R Vishwanath

WARDS IN THIS AC:

Atturu, Chowdeshwari Ward, Kempegowda Ward,
Yelahanka Satellite Town



www.ichangemycity.com/budget

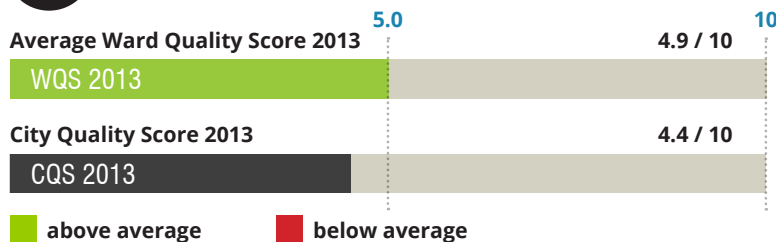
Area:

32.6 km²



What is the quality of life in your AC and City?

WQS 2013 Rank



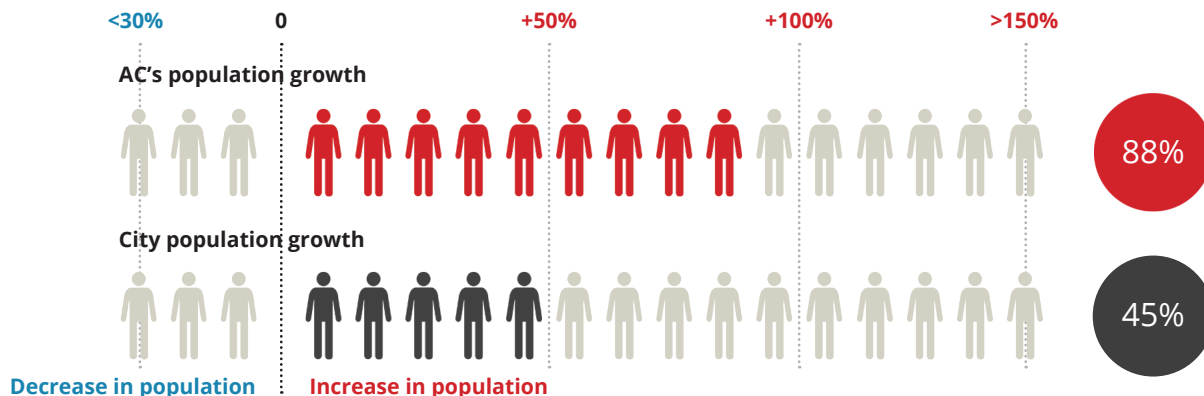
2/28




What is the population growth in your AC and City from 2001 to 2011?

171,500
AC Population 2011

91,294
AC Population 2001



What is your AC's share in Budget 2014-15?



Have you got enough funds for your AC, compared to what other ACs have got?

Your WQS is above average, your population growth is high and your per capita allocation is above average

How will you:

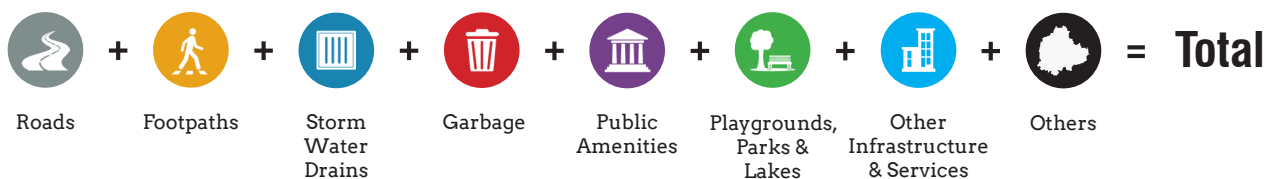
- Improve your average Ward Quality Score
- Deal with your AC's population growth
- Meet urgent needs of citizens in your AC

"Speak in the Assembly and in the BBMP Council on the adequacy of the budget for your AC based on your AC's average WQS and population growth."





In which areas has your AC got funds?



Percentage (%)

14.6 0.0 0.0 0.3 0.0 3.8 81.3 0.0 **100.0**

Budget 2014-15 (in Rs. Crores)

9.2 0.0 0.0 0.2 0.0 2.4 51.2 0.0 **63.0**

Revised estimates 2013-14 (in Rs. Crores)

4.9 0.0 0.0 0.0 0.0 1.9 20.0 0.0 **26.8**



How much money is allocated to every citizen in the Top and Bottom ACs?

Top ACs as per WQS

01 JAYANAGAR

Rs. 3,322 76.1 Cr.

02 YELAHANKA

Rs. 3,672 62.9 Cr.

03 BTM LAYOUT

Rs. 3,129 99.7 Cr.

04 SHIVAJINAGAR

Rs. 4,126 87.4 Cr.

05 MALLESHWARAM

Rs. 4,210 102.6 Cr.

Bottom ACs as per WQS

24 DASARAHALLI

Rs. 2,428 108.2 Cr.

25 MAHADEVAPURA

Rs. 2,388 103.2 Cr.

26 YESHWANTHPUR

Rs. 2,460 69.9 Cr.

27 BYATARAYANAPURA

Rs. 2,690 100.7 Cr.

* ACs have been ranked using Average WQS 2013

The average amount spent by the BBMP on a citizen in an AC is Rs. 2,723/-



Budget 2014-15
(in Rs. Crores)



above average
Budget 2014-15



below average
Budget 2014-15



Per Capita
Expenditure



below average
per capita
expenditure



above average
per capita
expenditure

BRUHAT BANGALORE MAHANAGARA PALIKE

BUDGET BRIEF 2014-15

ASSEMBLY CONSTITUENCY (AC)

YESHWANTHPUR

Sri. Somashekhar

WARDS IN THIS AC:

Dodda Bidarakallu, Hemmigeppura,
Herohalli, Kengeri, Ullalu



www.ichangemycity.com/budget

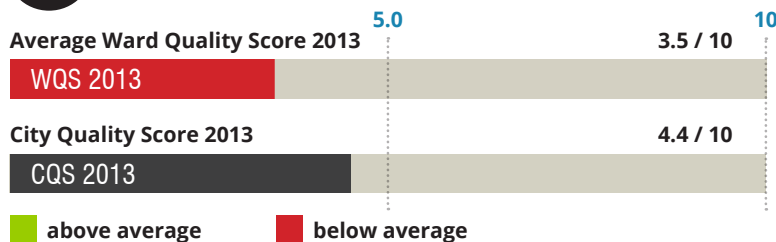
Area:

62.7 km²



What is the quality of life in your AC and City?

WQS 2013 Rank



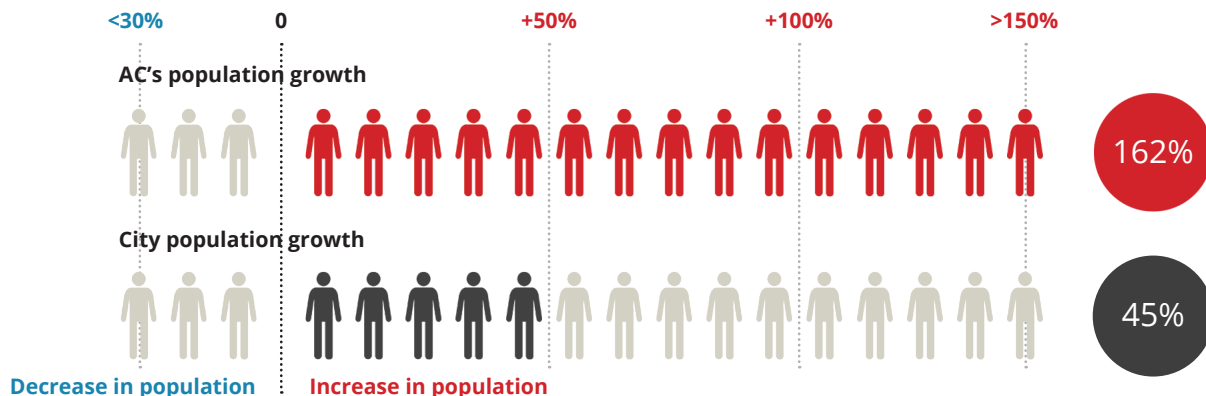
26/28




What is the population growth in your AC and City from 2001 to 2011?

284,476
AC Population 2011

108,530
AC Population 2001



What is your AC's share in Budget 2014-15?



Have you got enough funds for your AC, compared to what other ACs have got?

Your WQS is below average, your population growth is high and your per capita allocation is below average

How will you:

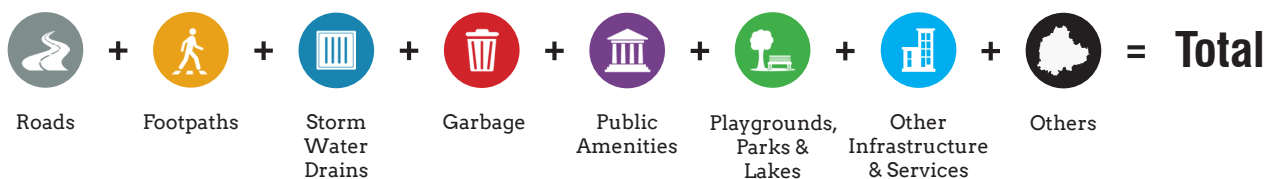
- Improve your average Ward Quality Score
- Deal with your AC's population growth
- Meet urgent needs of citizens in your AC

"Speak in the Assembly and in the BBMP Council on the adequacy of the budget for your AC based on your AC's average WQS and population growth."





In which areas has your AC got funds?



Percentage (%)

10.7 0.0 0.0 0.3 0.0 1.4 87.6 0.0 **100.0**

Budget 2014-15 (in Rs. Crores)

7.5 0.0 0.0 0.2 0.0 1.0 61.2 0.0 **69.9**

Revised estimates 2013-14 (in Rs. Crores)

4.8 0.0 0.0 0.0 0.0 0.0 24.8 0.0 **29.6**



How much money is allocated to every citizen in the Top and Bottom ACs?

Top ACs as per WQS

01 JAYANAGAR

Rs. 3,322 76.1 Cr.

02 YELAHANKA

Rs. 3,672 62.9 Cr.

03 BTM LAYOUT

Rs. 3,129 99.7 Cr.

04 SHIVAJINAGAR

Rs. 4,126 87.4 Cr.

05 MALLESHWARAM

Rs. 4,210 102.6 Cr.

Bottom ACs as per WQS

24 DASARAHALLI

Rs. 2,428 108.2 Cr.

25 MAHADEVAPURA

Rs. 2,388 103.2 Cr.

26 YESHWANTHPUR

Rs. 2,460 69.9 Cr.

27 BYATARAYANAPURA

Rs. 2,690 100.7 Cr.

* ACs have been ranked using Average WQS 2013

The average amount spent by the BBMP on a citizen in an AC is Rs. 2,723/-



Budget 2014-15
(in Rs. Crores)



above average
Budget 2014-15



below average
Budget 2014-15



Per Capita
Expenditure



below average
per capita
expenditure



above average
per capita
expenditure