

# PURE PROPER URBAN ELECTORAL LISTS



RESULTS OF JANAAGRAHA'S  
RESEARCH WORK TO ASCERTAIN  
THE QUALITY OF THE VOTER LIST  
IN DELHI

January 2015



JANAAGRAHA CENTRE FOR CITIZENSHIP & DEMOCRACY


# HOW THE ERRORS WERE CAPTURED...

TO CAPTURE THE ERRORS IN DELHI'S VOTER ROLLS, A VOTER LIST SURVEY WAS DONE:



## VOTER-LIST SURVEY

- Voter list used as a sampling base
- Try to find citizens on the list at their address
- Citizens not found at address listed require deletion. Could be because:
  - Citizen has shifted
  - Citizen is dead
  - Citizen is disenfranchised (in prison)
  - Citizen is repeated on list
- Errors with registration details captured for citizens found
- Addresses not found in some cases



Voter list hygiene factors

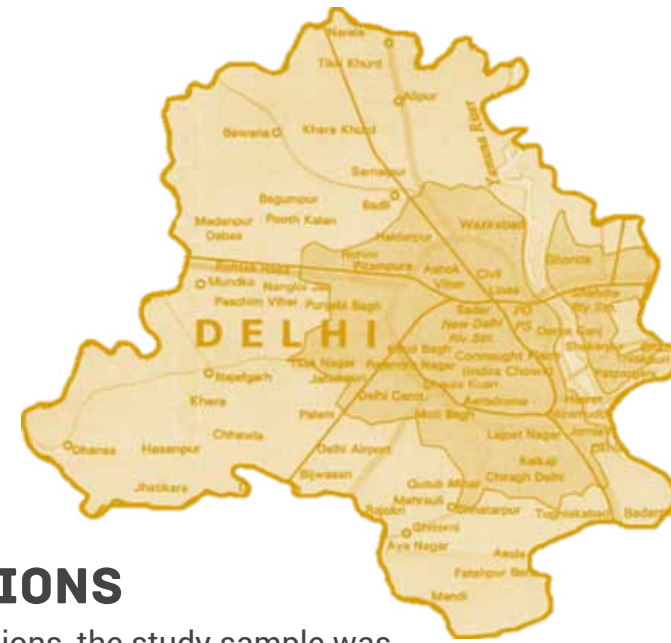


For the survey, 3210 citizens were approached in 408 Polling Parts spread across 8 Assembly Constituencies; a total effective sample size of 2971 was achieved after accounting for refusals and 'door locked'. The ACs were a proportional mix of inner and outer as well as geographically spread across Delhi. Sampling was done in a random manner to ensure valid representation of the 18+ voter population. The confidence level of the sample is 95% with an interval of 1.8%. Research was undertaken using electoral rolls published in October 2014. The sample was cross-checked with the summary revisions published on the 5th of January 2015 and the findings were revised on the basis of alignment with the revised rolls.

# SUMMARY REVISIONS



THE STUDY WAS DONE ON THE BASIS OF VOTER ROLLS PUBLISHED ON OCTOBER 15, 2014 BUT SUMMARY REVISIONS WERE PUBLISHED BY THE ECI ON JANUARY 5, 2015.



## EXTENT OF CORRECTIONS DONE BY THE ECI

According to the study, a certain proportion of deletions were required to the rolls. The data below highlights this requirement, compared to the proportion of deletions made by the ECI in the last summary revisions.

### DELETIONS<sup>1</sup>



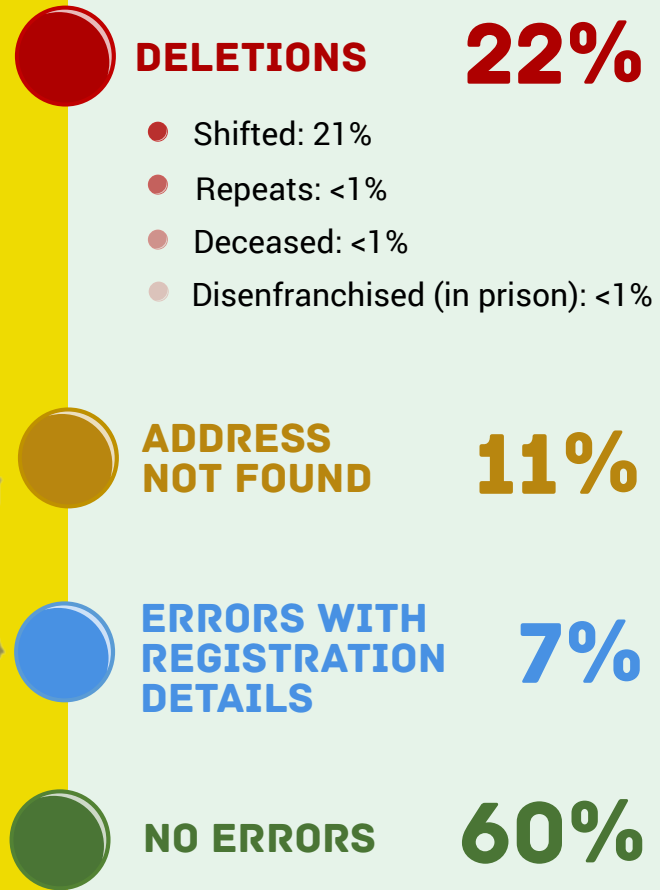
## SAMPLE CORRECTIONS

To accommodate for these revisions, the study sample was cross checked against revised rolls and findings were adjusted accordingly

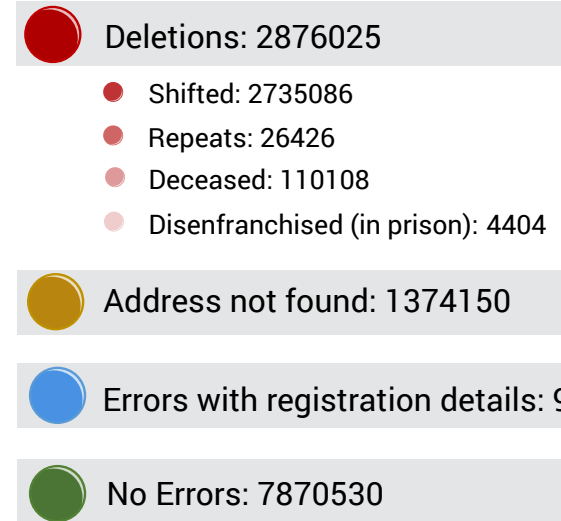
	As per study sample (N) <sup>3</sup>	Out of sample, number corrected in the ECI Summary Revision <sup>4</sup>	% of sample corrected
<b>DELETIONS<sup>1</sup></b>	989	24 <sup>5</sup>	2.4%
<b>ERRORS WITH DETAILS</b>	221	2	0.9%

1. Deletions include shifted/dead/disenfranchised/repeats and address not found
2. Based on 96,640 deletions noted by the CEO, Delhi, Chandra Bhushan Kumar; Source - "89 thousand cases of multiple entries found in Delhi electoral rolls" - Available: <http://www.dnaindia.com/india/report-89-thousand-cases-of-multiple-entries-found-in-delhi-electoral-rolls-2050013> (accessed date - 22/01/2015).
3. Study samples were derived using the October 2014 ECI rolls
4. Based on ECI summary revisions that were published on the 5th of January 2015
5. The survey found 5 citizens at their address (correctly) who, after the summary revisions, are now marked as 'Shifted'. The ECI also corrected 3 from the samples as 'duplications' which we have accounted for as corrected.

# DELHI - OVERALL



## WHAT DOES THIS MEAN FOR VOTER NUMBERS IN DELHI?<sup>1</sup>



### NUMBER OF REGISTERED VOTERS IN DELHI<sup>2</sup>

**1,30,85,251**



**42,50,174**

**VOTERS TO BE DELETED<sup>3</sup>**

1. Percentage of errors projected to the voting population of Delhi
2. Election Commission of India, Jan 2015
3. Includes shifted, dead, repeated, disenfranchised and address not found

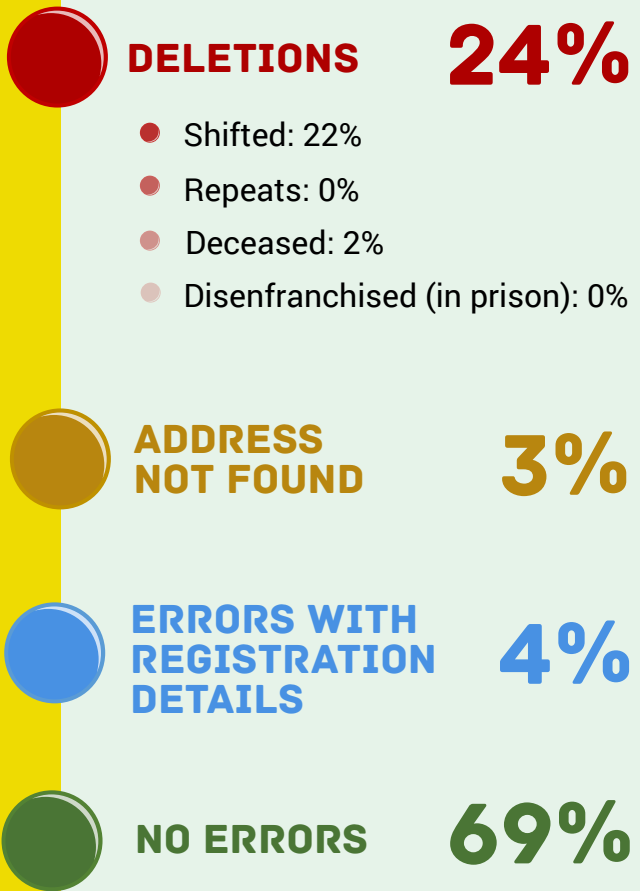
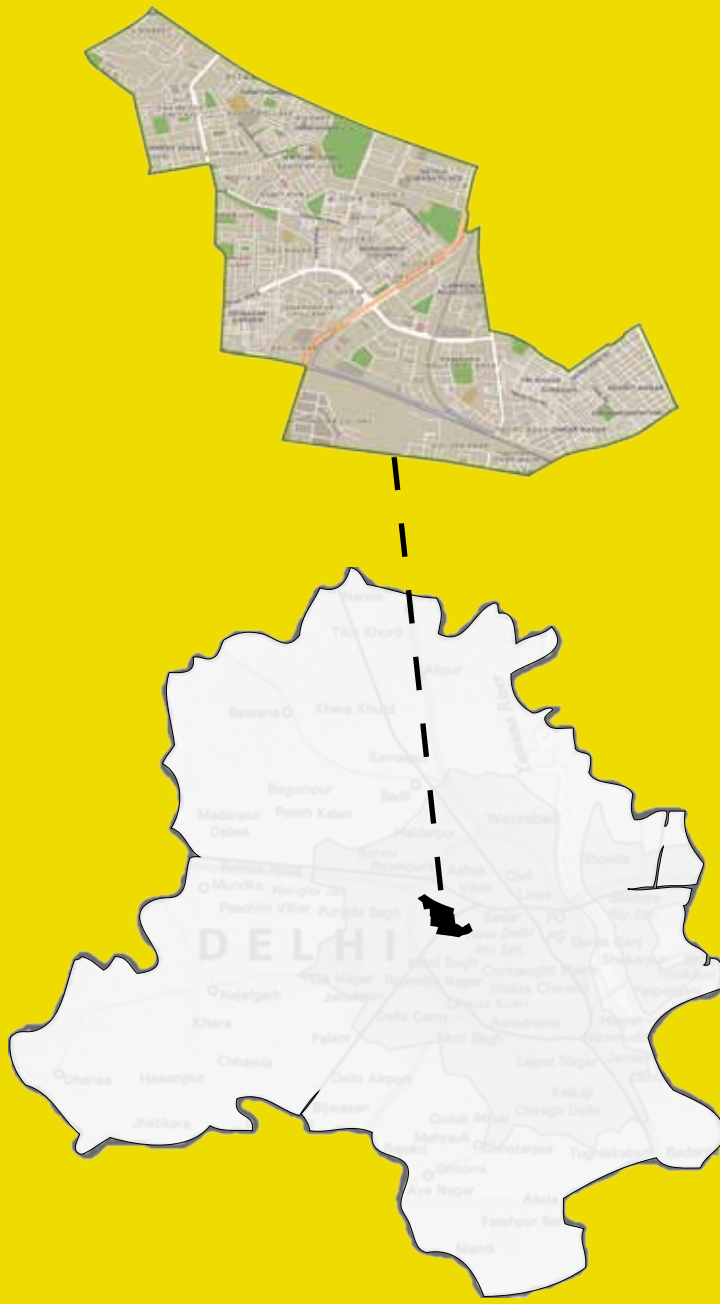
\* Due to rounding, percentages may not sum to 100%

= 13,00,000

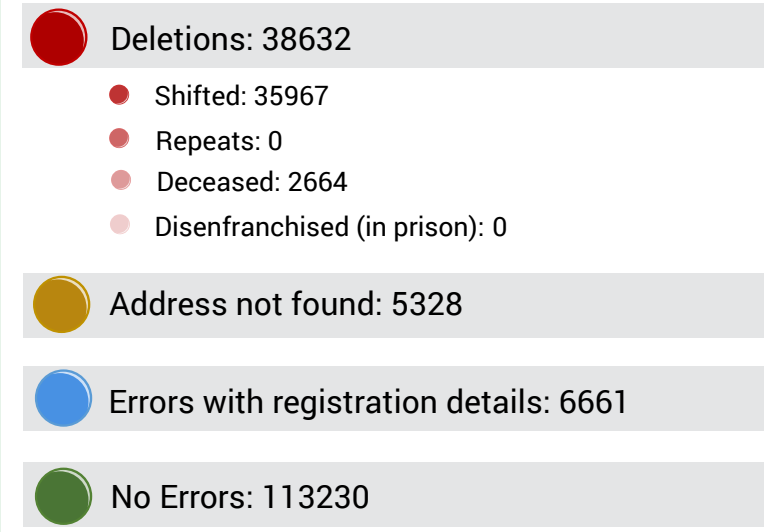
# TRINAGAR ASSEMBLY CONSTITUENCY



JANAAGRAHA CENTRE FOR CITIZENSHIP & DEMOCRACY



## WHAT DOES THIS MEAN FOR VOTER NUMBERS IN TRINAGAR?<sup>1</sup>



## NUMBER OF REGISTERED VOTERS IN TRINAGAR<sup>2</sup>

**1,63,851**



**43,960**

**VOTERS TO BE DELETED<sup>3</sup>**

1. Percentage of errors projected to the voting population of Trinagar
2. Proportional calculation for Trinagar made using data from the final Summary Revisions, 2014 projected to total Delhi voter population from Election Commission of India, Jan 2015
3. Includes shifted, dead, repeated, disenfranchised and address not found

\* Due to rounding, percentages may not sum to 100%

= 20,000

# GANDHI NAGAR ASSEMBLY CONSTITUENCY



**DELETIONS 22%**

- Shifted: 21%
- Repeats: 0.5%
- Deceased: 0.5%
- Disenfranchised (in prison): 0%

**ADDRESS NOT FOUND 13%**

**ERRORS WITH REGISTRATION DETAILS 14%**

**NO ERRORS 50%**

1. Percentage of errors projected to the voting population of Gandhi Nagar  
 2. Proportional calculation for Gandhi Nagar made using data from the final Summary Revisions, 2014 projected to total Delhi voter population from Election Commission of India, Jan 2015  
 3. Includes shifted, dead, repeated, disenfranchised and address not found  
 \* Due to rounding, percentages may not sum to 100%

## WHAT DOES THIS MEAN FOR VOTER NUMBERS IN GANDHI NAGAR?<sup>1</sup>

- Deletions: 37945
  - Shifted: 36200
  - Repeats: 872
  - Deceased: 872
  - Disenfranchised (in prison): 0
- Address not found: 21371
- Errors with registration details: 24424
- No Errors: 85048

### NUMBER OF REGISTERED VOTERS IN GANDHI NAGAR<sup>2</sup>

**1,68,788**



**59,316**  
**VOTERS TO BE DELETED<sup>3</sup>**

= 20,000

# OKHLA ASSEMBLY CONSTITUENCY



**DELETIONS 25%**

- Shifted: 24%
- Repeats: 1%
- Deceased: 1%
- Disenfranchised (in prison): 0%

**ADDRESS NOT FOUND 19%**

**ERRORS WITH REGISTRATION DETAILS 3%**

**NO ERRORS 53%**

1. Percentage of errors projected to the voting population of Okhla
2. Proportional calculation for Okhla made using data from the final Summary Revisions, 2014 projected to total Delhi voter population from Election Commission of India, Jan 2015
3. Includes shifted, dead, repeated, disenfranchised and address not found

\* Due to rounding, percentages may not sum to 100%

## WHAT DOES THIS MEAN FOR VOTER NUMBERS IN OKHLA?<sup>1</sup>

**Deletions: 66319**

- Shifted: 61797
- Repeats: 2261
- Deceased: 2261
- Disenfranchised (in prison): 0

**Address not found: 48986**

**Errors with registration details: 9043**

**No Errors: 137913**

### NUMBER OF REGISTERED VOTERS IN OKHLA<sup>2</sup>

**2,62,261**



**1,15,304**

**VOTERS TO BE DELETED<sup>3</sup>**

= 20,000

# R K PURAM ASSEMBLY CONSTITUENCY



**DELETIONS 23%**

- Shifted: 22%
- Repeats: 0%
- Deceased: <1%
- Disenfranchised (in prison): 0%

**ADDRESS NOT FOUND 9%**

**ERRORS WITH REGISTRATION DETAILS 2%**

**NO ERRORS 67%**

1. Percentage of errors projected to the voting population of R K Puram
2. Proportional calculation for R K Puram made using data from the final Summary Revisions, 2014 projected to total Delhi voter population from Election Commission of India, Jan 2015
3. Includes shifted, dead, repeated, disenfranchised and address not found

\* Due to rounding, percentages may not sum to 100%

## WHAT DOES THIS MEAN FOR VOTER NUMBERS IN R K PURAM?<sup>1</sup>

**Deletions: 33295**

- Shifted: 32884
- Repeats: 0
- Deceased: 411
- Disenfranchised (in prison): 0

**Address not found: 12743**

**Errors with registration details: 2877**

**No Errors: 99063**

## NUMBER OF REGISTERED VOTERS IN R K PURAM<sup>2</sup>

**1,47,978**



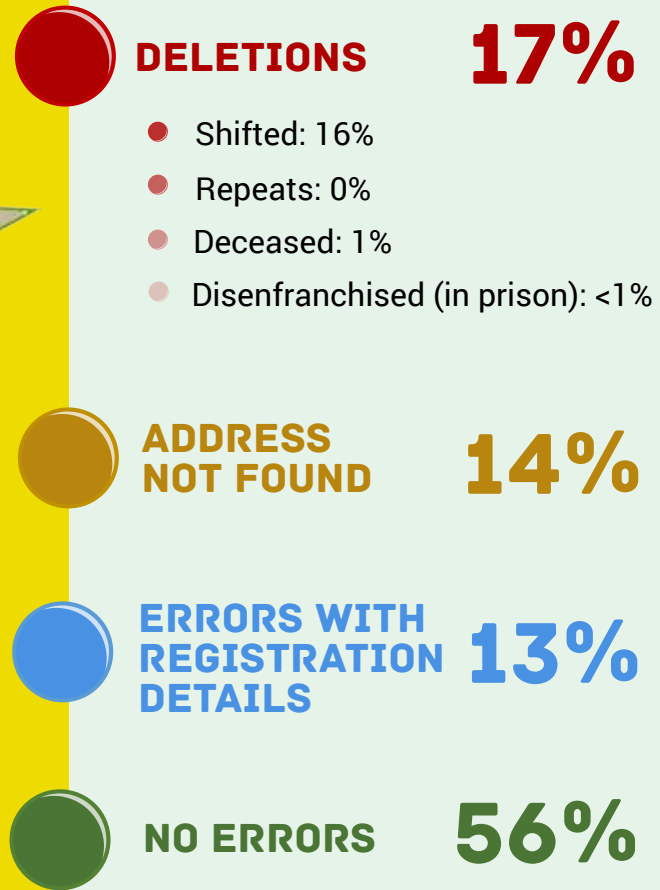
**46,038**

**VOTERS TO BE DELETED<sup>3</sup>**

= 20,000



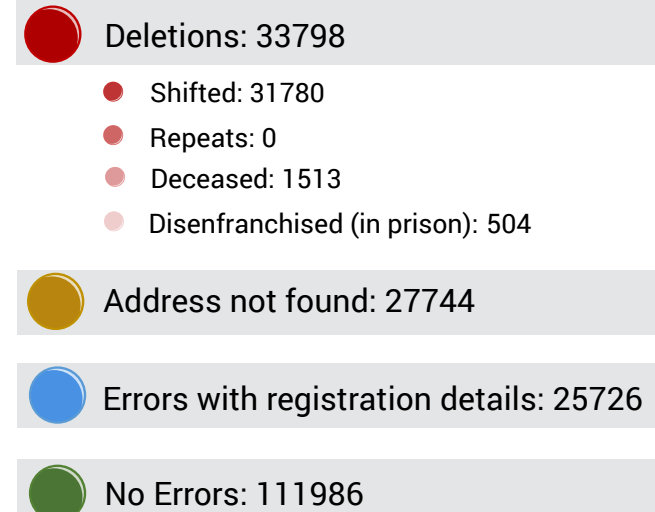
# GOKALPUR ASSEMBLY CONSTITUENCY



1. Percentage of errors projected to the voting population of Gokalpur
2. Proportional calculation for Gokalpur made using data from the final Summary Revisions, 2014 projected to total Delhi voter population from Election Commission of India, Jan 2015
3. Includes shifted, dead, repeated, disenfranchised and address not found

\* Due to rounding, percentages may not sum to 100%

## WHAT DOES THIS MEAN FOR VOTER NUMBERS IN GOKALPUR?<sup>1</sup>



## NUMBER OF REGISTERED VOTERS IN GOKALPUR<sup>2</sup>

**1,99,254**



**61,542**

**VOTERS TO BE DELETED<sup>3</sup>**

= 20,000

# ROHINI ASSEMBLY CONSTITUENCY



**DELETIONS 9%**

- Shifted: 9%
- Repeats: 0%
- Deceased: <1%
- Disenfranchised (in prison): 0%

**ADDRESS NOT FOUND 7%**

**ERRORS WITH REGISTRATION DETAILS 6%**

**NO ERRORS 78%**

1. Percentage of errors projected to the voting population of Rohini
2. Proportional calculation for Rohini made using data from the final Summary Revisions, 2014 projected to total Delhi voter population from Election Commission of India, Jan 2015
3. Includes shifted, dead, repeated, disenfranchised and address not found

\* Due to rounding, percentages may not sum to 100%

## WHAT DOES THIS MEAN FOR VOTER NUMBERS IN ROHINI?<sup>1</sup>

**Deletions: 17033**

- Shifted: 16484
- Repeats: 0
- Deceased: 549
- Disenfranchised (in prison): 0

**Address not found: 12088**

**Errors with registration details: 11539**

**No Errors: 141212**

## NUMBER OF REGISTERED VOTERS IN ROHINI<sup>2</sup>

**1,81,872**

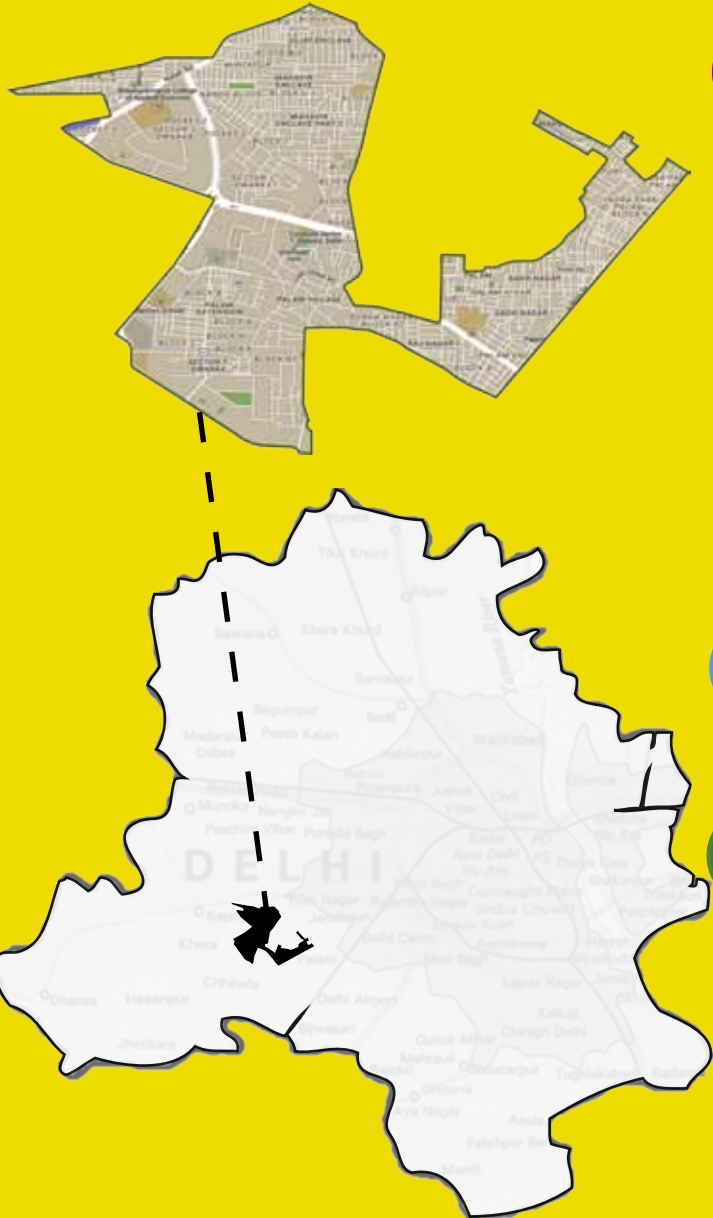


**29,121**

**VOTERS TO BE DELETED<sup>3</sup>**

= 20,000

# PALAM ASSEMBLY CONSTITUENCY



**DELETIONS 22%**

- Shifted: 21%
- Repeats: 0%
- Deceased: 1%
- Disenfranchised (in prison): 0%

**ADDRESS NOT FOUND 15%**

**ERRORS WITH REGISTRATION DETAILS 9%**

**NO ERRORS 55%**

1. Percentage of errors projected to the voting population of Palam
2. Proportional calculation for Palam made using data from the final Summary Revisions, 2014 projected to total Delhi voter population from Election Commission of India, Jan 2015
3. Includes shifted, dead, repeated, disenfranchised and address not found

\* Due to rounding, percentages may not sum to 100%

## WHAT DOES THIS MEAN FOR VOTER NUMBERS IN PALAM?<sup>1</sup>

**Deletions: 48942**

- Shifted: 47194
- Repeats: 0
- Deceased: 1748
- Disenfranchised (in prison): 0


**Address not found: 33793**

**Errors with registration details: 19810**

**No Errors: 124103**

## NUMBER OF REGISTERED VOTERS IN PALAM<sup>2</sup>

**2,26,649**



**82,735**

**VOTERS TO BE DELETED<sup>3</sup>**

= 20,000

# SANGAM VIHAR ASSEMBLY CONSTITUENCY



**DELETIONS 33%**

- Shifted: 31%
- Repeats: <1%
- Deceased: 2%
- Disenfranchised (in prison): 0%



**ADDRESS NOT FOUND 5%**



**ERRORS WITH REGISTRATION DETAILS 6%**



**NO ERRORS 56%**

1. Percentage of errors projected to the voting population of Sangam Vihar
2. Proportional calculation for Sangam Vihar made using data from the final Summary Revisions, 2014 projected to total Delhi voter population from Election Commission of India, Jan 2015
3. Includes shifted, dead, repeated, disenfranchised and address not found

\* Due to rounding, percentages may not sum to 100%

## WHAT DOES THIS MEAN FOR VOTER NUMBERS IN SANGAM VIHAR?<sup>1</sup>



Deletions: 50307

- Shifted: 47556
- Repeats: 393
- Deceased: 2358
- Disenfranchised (in prison): 0



Address not found: 7860



Errors with registration details: 9039



No Errors: 86858

## NUMBER OF REGISTERED VOTERS IN SANGAM VIHAR<sup>2</sup>

**1,54,064**



**58,167**

**VOTERS TO BE DELETED<sup>3</sup>**

 = 20,000

# OVERVIEW

HOW DO THE ASSEMBLY CONSTITUENCIES COMPARE TO EACH OTHER?



	DELHI	TRINAGAR	GANDHI NAGAR	OKHLA	R K PURAM	GOKALPUR	ROHINI	PALAM	SANGAM VIHAR
Deletions	22%	24%	22%	25%	23%	17%	9%	22%	33%
Address not found	11%	3%	13%	19%	9%	14%	7%	15%	5%
Errors with registration details	7%	4%	14%	3%	2%	13%	6%	9%	6%
No errors	60%	69%	50%	53%	67%	56%	78%	55%	56%

