



BALOTRA NAGAR PARISHAD

ANNUAL REPORT 2015-16




Table Of Contents



1
At a Glance




5	Chairman's Statement
6	Executive Officer's Statement



7
Organizational chart




9	Introduction
10	Demographic Highlights
11	Infrastructure Highlights
18	Administrative Highlights
20	Financial Highlights



Financial Statements

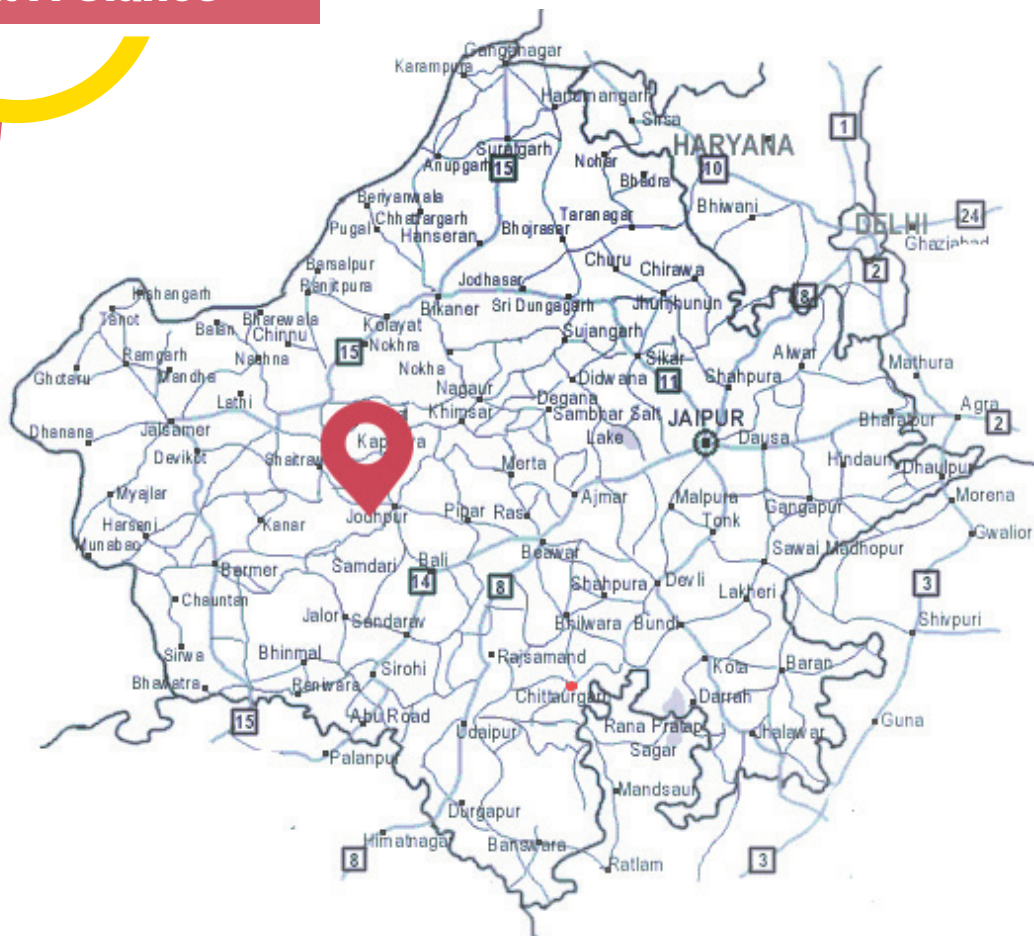
25	Auditors report
29	Balance sheet
30	Profit and loss statement
31	Schedules to balance sheet
37	Schedules to profit and loss statement



Annexure

42	Bhamashah Yojana	42	Information under the LokSeva Guarantee Bill, 2011
43	Proceedings under the Property Deformation Act	43	Staffing vacancies in the ULB
44	Chairman, Vice Chairman, the list of Ward Councillors	46	Name of the officials and their contact details
48	Service Level Benchmarks		

At A Glance



District

Barmer

Division

Jodhpur

Situated

In the banks of river Luni, located at 25.83°N 72.23°E. It has an average elevation of 106 meters (347 feet)

Area

43.05 sqkms

Road length

192.10 kms

Connected via

Road and Rail, Nearest Airport ~100km Jodhpur

Climate

Average 27.40C, average rainfall 252mm

Hard Infrastructure

Buildings : Under the affordable housing scheme – 2,701 flats allotted

Sewerage treatment plant : under UIDSSMT scheme - 53kms lines

Street lights : In total 7,796 lights which includes sodium, LED, tubelight, CFL and T6

Civic Amenities : Parks -12, Stadium - 1, Community Hall -1, Library -1

Soft Infrastructure

Education schools : 50, colleges 16

Healthcare : Clean environment 9 laying of sewer lines, prompt collection of garbage, storm water drains. Balotra has a government hospital free for all

Safety of people : Police station -1, fire station -1

Recreation facilities : Cinema Theatre - 1

Emergency services : fire station, ambulance

Nagar Palika

1914

Nagar Parishad

2013

Chairman – Shri. RatanLal Khatri | Executive officer - Shivpal Singh Rajpurohit

Board constituted on -27-Nov-2015 , Committees under the Board- 10

Full time employees sanctioned– 504, 331 working Vacancies -173

POPULATION

74,496

38,715(52%)

35,781 (48%)

12,911

LITERACY

48,000

28,000

20,000

WORKING POPULATION

29.2%

49.8%

6.8%

Economy

Balotra is fueled by tourism, gemstone cutting, and the manufacture of jewelry and luxury textiles, agriculture, transportation, fisher plant and information technology

Hand block printing and textile industry and for an annual desert and tribal fair at Tilwara.

SOLID WASTE MANAGEMENT

40 (35 in PY) designated SWM collection spots

Daily waste of 30 tons is being collected, on an average 5 tons from 6 zone.

Collected by – 7 tractors and 8 taxis with sensors for door-to-door waste collection

SEWERAGE & SANITATION

49.53 kms of sewerage lines have been laid

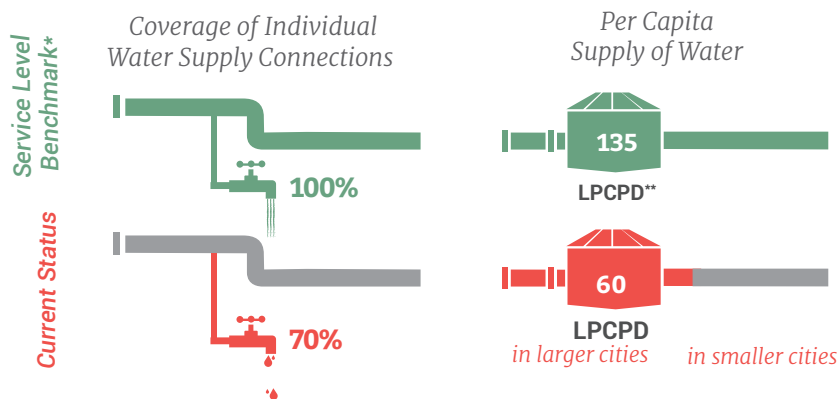
5500 households have access to sanitation

STORM WATER DRAINS

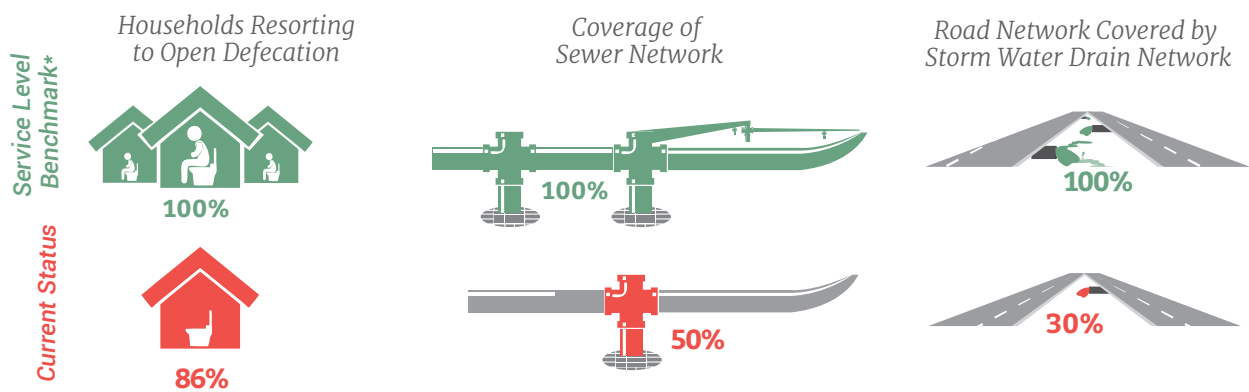
4.5 kms is the coverage of drains per zone

Rainwater harvesting is mandatory for all new constructions


Water Supply




Sewerage and Sanitation



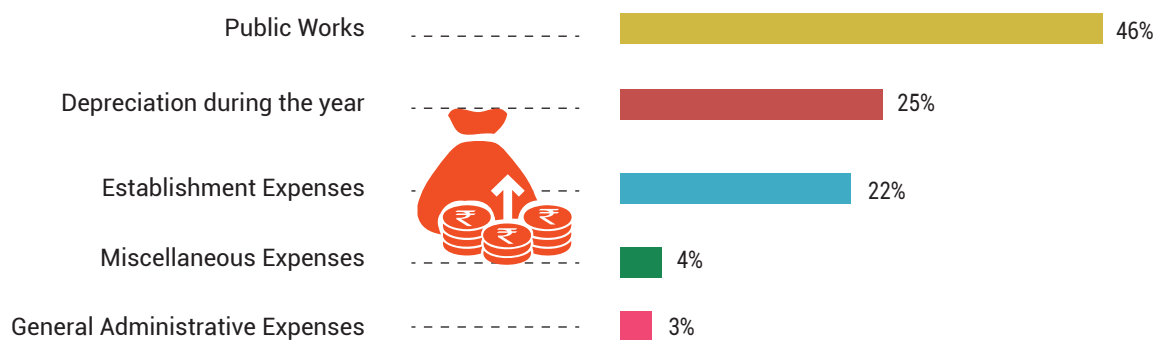
Solid Waste Management



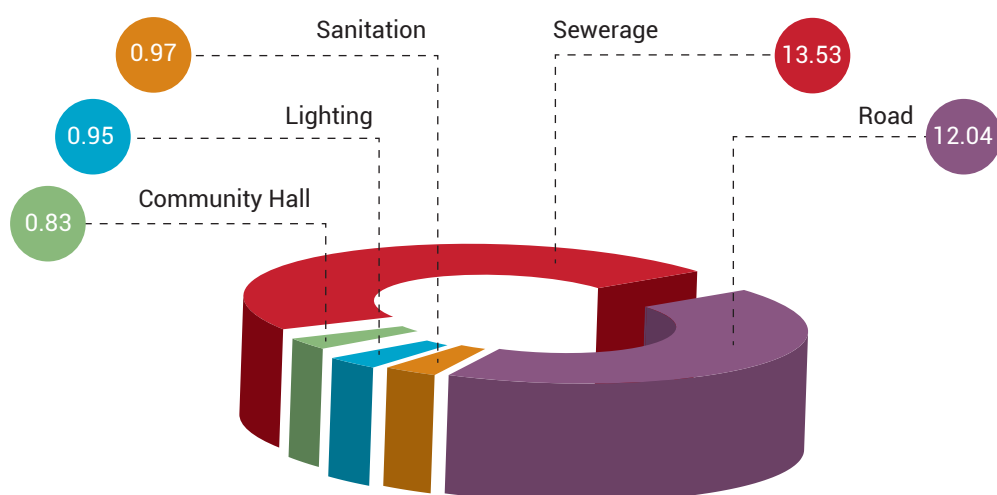
Where the money comes from?



Where the money goes?



Capital spend during FY 16 (Rs Cr)





Chairman's Statement

It is an honour to serve the community as Chairman of Balotra city, a privilege bestowed upon me. It is with a sense of satisfaction that I introduce the annual report of Municipal Council of Balotra(MCB) for the financial year 2015-16.

The city of Balotra, the commercial capital of the state of Rajasthan, is known for its strength to convert adversity into advantage. In the last 20 years, Balotra city has undergone dynamic change. It would be appropriate to call it a decade of enormous growth in every sector.

It has been a constant endeavour of the Balotra Municipal Council to provide high degree of service, and a safe community with a high quality of life. However there has been an enduring concern related to a few core issues including poverty, health, hygiene and infrastructure that require swift consideration and alleviation nonetheless, this local body is profusely outfitted to face any imminent challenges.

The financial year 2015-16 was an industrious year with commendable growth and development on a sustained trend with potent governance. Further, I would like to express my appreciation towards active participation and co-operation of MCB that could enhance the level of providing services with the immense value addition to the legacy of this city.

With the ever increasing augmentation of the information technology grid the MCB is primed up to refurbish its infrastructure, applying advanced technologies and indubitably improving the work procedures and processes coupled with structured partnerships. We shall provide best in class service to satisfy the necessities of the community.

The MCB is more committed towards delivering sustainable solutions essential to a better, safer and healthier life for the citizens as we collectively implement the strategy outlined, we shall proceed step by step each year towards our vision of the future city of Balotra. I emphatically categorize my sense of appreciation for the excellent administration of the Municipal Council which is in the hands of dedicated leadership. I would like to take this opportunity to express my gratitude to all the officers and members of the staff for their incessant and steadfast efforts which has been contributing towards accomplishment, growth and accolades to the city. I further convey my good wishes for the years to come and yearn to attain towering success in our endeavour.



Shri RATANLAL KHATRI
Chairman

Executive Officer's Statement

I am proud to be a part of the significant developments and state of the art initiatives of the city of Balotra over the last couple of years. The city of Balotra has witnessed tremendous development in recent years and the accomplishments that we have made continue to provide satisfaction. We anticipate and provide for the needs of the community through quality services, innovation and leadership for today and in the future. I take pride in working for the public as a municipal commissioner of the Balotra city for the next few years and to be part of the achievements that we shall accomplish in the forthcoming years.

During the reporting year our main topic and focus was definitely the level of services and implementation of project under central & state govt. The fiscal 2015-16 was a prolific year filled with events and achievements alongside the sustained growth in revenues and investment of the city. The success of the year can be measured through various parameters.

The city has witnessed improved services. We focus on continuously improving our ability to provide numerous prolific services to our vision serves as a framework for our roadmap and guides every aspect of business by describing what we need to accomplish in order to continue achieving sustainable and quality growth.

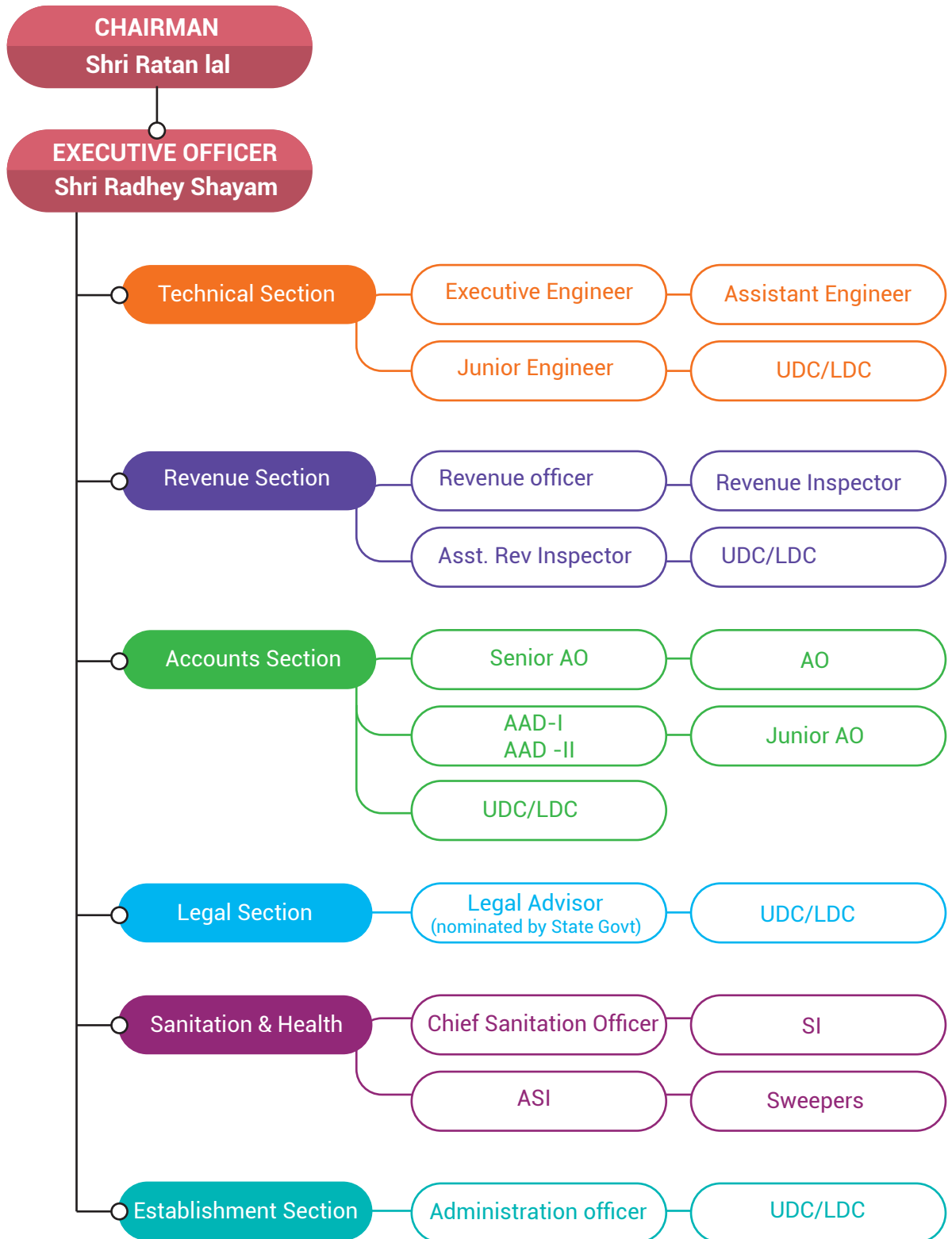
Our success and progress is measured by analyzing whether enough has been provided to those who have much.

The MCB has achieved the level of satisfaction, by striking a balance between its budgeted revenues and spending in all sectors. I applaud the efforts of all concerned members and staff of the council on the achievement and growth that this city has experienced during the past year. Our focus is very much on vision and mission of positioning our city of Balotra as "Global city with Global standards" this is the vision articulated by citizens of Balotra supported by Govt. of Rajasthan.



Shivpal Singh Rajpurohit
Executive Officer

Organizational Chart







Management Discussion And Analysis

Introduction

The town of Balotra is mainly popular for housing the famous Nakoda Jain temple. It is one of the most revered pilgrimage destinations for the Jain community. The temple is an excellent example of fine architecture and many sculptures are carved inside the temple which makes it beautiful. Apart from this temple, a number of other temples are located in the town which include the Rani Bhatiyani Ji Mandir, Chonch Mandir, Mohanraj Ji Mandir, Jaanraaj Ji Mandir, Narsingh Ji Mandir, Hanuman Mandir and Khed Mandir.

With passage of time, the historical town of Balotra has emerged as a leading and developing town in western Rajasthan. Many colleges, modern factories, high standard of living, excellent transportation system and wide connectivity give it a metropolitan feel.

The town of Balotra is well connected with all the major cities of India through air, rail and road transportation. The nearest airport is located in Jodhpur which is just 100 km from here. The town has a railway station which hosts direct trains from many major cities of the country.

The nearest railway station is Balotra which is within the city. Pachpadra is the sub district head quarter and the distance from the city is 10 km. District head quarter of the city is Barmer which is 105 km away. Jaipur is the state head quarter of the city and is 435 km far from here.

Balotra is known for its varied cultural background and lifestyle and is famous for block printing and textile industry, also famous for the tribal fair at Tilwara. There are around 4000-5000 industrial units for printing and coloring around the peripheral belt of Balotra which are developing very fast. Due to this there is an abundance of workers and the city is also known as Poplin city. Poplin is a strong fabric in a plain weave of any fiber or blend, with crosswise ribs that typically gives a corded surface.

The Municipal Council of Balotra (MCB) is always focused on providing high quality of life to the people, safety, and have a sustained growth of revenue. Administration of MCB has always been guided by these priorities and these have been considered in the development of the city.

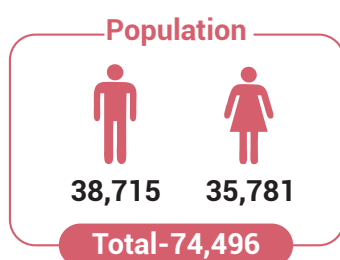
We believe in the power of working together.

The focus during this year has been to increase the infrastructure facilities to the residents and ensuring that major projects under the state and the central government have been completed.

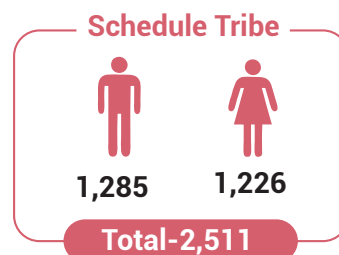
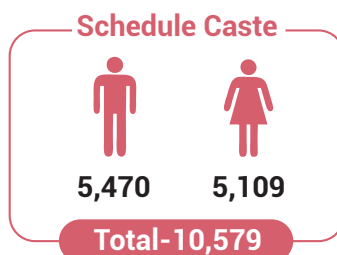
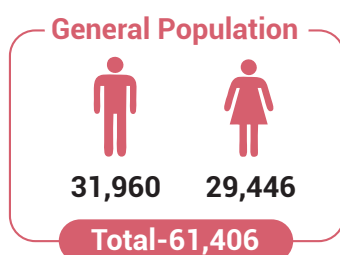
Demographic Highlights

Population of the city has increased by 20.5% in last 10 years, as against 29% for Rajasthan (Urban). Literacy rate is 76% in Balotra as compared to 79.68% in Rajasthan. Balotra has 29% (about 22 thousand) population engaged in either main or marginal works, as against 32.3% for Rajasthan. Sex ratio in Balotra is 924 females for 1000 males as against 874 for Rajasthan

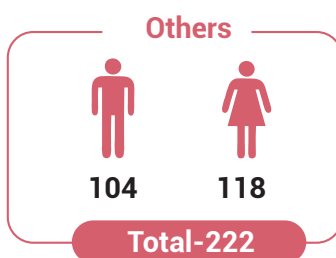
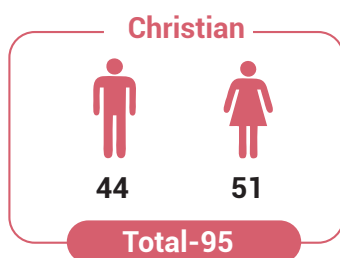
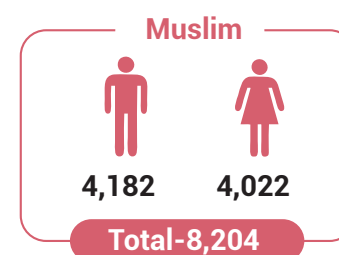
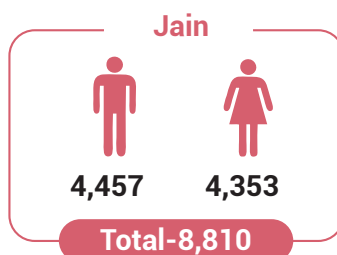
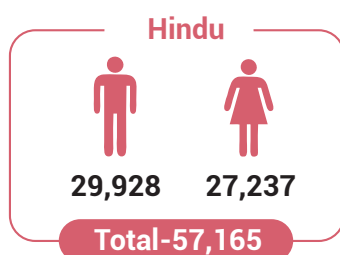
Demographics



By Caste



By Religion



Infrastructure Highlights

SEWERAGE & SANITATION

Urban Infrastructure Development Scheme for Small and Medium Towns (UIDSSMT)

Rs.10.34 cr
spent on Sewerage

SWACHH BHARAT MISSION

Zone wise Cleanliness Drive

Rs.1.04 cr

Beautification of the city

Rs.29 lakhs

spent for cleaning contracts

Maintenance of Public Spaces

Rs.1.98 cr

spent for cleaning contracts

HOUSING

Mukhyamanthri Jan
Awas Yojana

Rs.39.88 cr

spent

Affordable Housing -PPP

Rs.11.88 cr

spent

INFRASTRUCTURE

Community hall
Rs.83 lakhs

spent

Lighting
Rs.95 lakhs

spent

Road under the bridge
Rs. 3.09 cr

spent

Roads
Rs. 12.04 cr

spent

Sewerage and Sanitation

Balotra has 126kms of sewerage lines. Under the IHSDP Phase 1, 71.63 kms of sewerage lines have been laid during 2015-16. This can be broken up into 13.63 KMs under IHSDP at a cost of Rs. 5.28 crores, 53.78 Kms under UIDSSMT at a cost of Rs. 43.70 crores and 5 kms funded by the Municipal Fund. Around 5,500 sewerage connections have been issued.

There are about 12,911 households and we spent Rs. 97 lakhs on constructing the toilets. About 3,513 families were benefitted by the construction of toilets. Totally 10 community toilets were constructed during the year

The sanitation plan is implemented by dividing the city into two zones, north and south and further into zone wise circles. Cleaning does not take place at night. In order to spread awareness in keeping the city clean, Swachh Bharat posters are put up in all major roads and wards. Construction of toilets is underway for all houses that required a toilet after survey under Swachh Bharat Abhiyaan.



Urban Infrastructure Development Scheme for Small and Medium Towns Scheme (UIDSSMT)

In the Rajasthan Budget of 2012-13, the Hon'ble Chief Minister announced that the UIDSSMT scheme will be used for the sewerage project. Which will include a Sewerage Treatment Plant (STP), Main Trunk Sewerage line and a line for the south zone.

STP in Mauka –The capacity of the STP is 9 MLD (million litres per day). Rs. 9.43 crores has been spent on its construction. Work is completed and STP is functional.



Housing

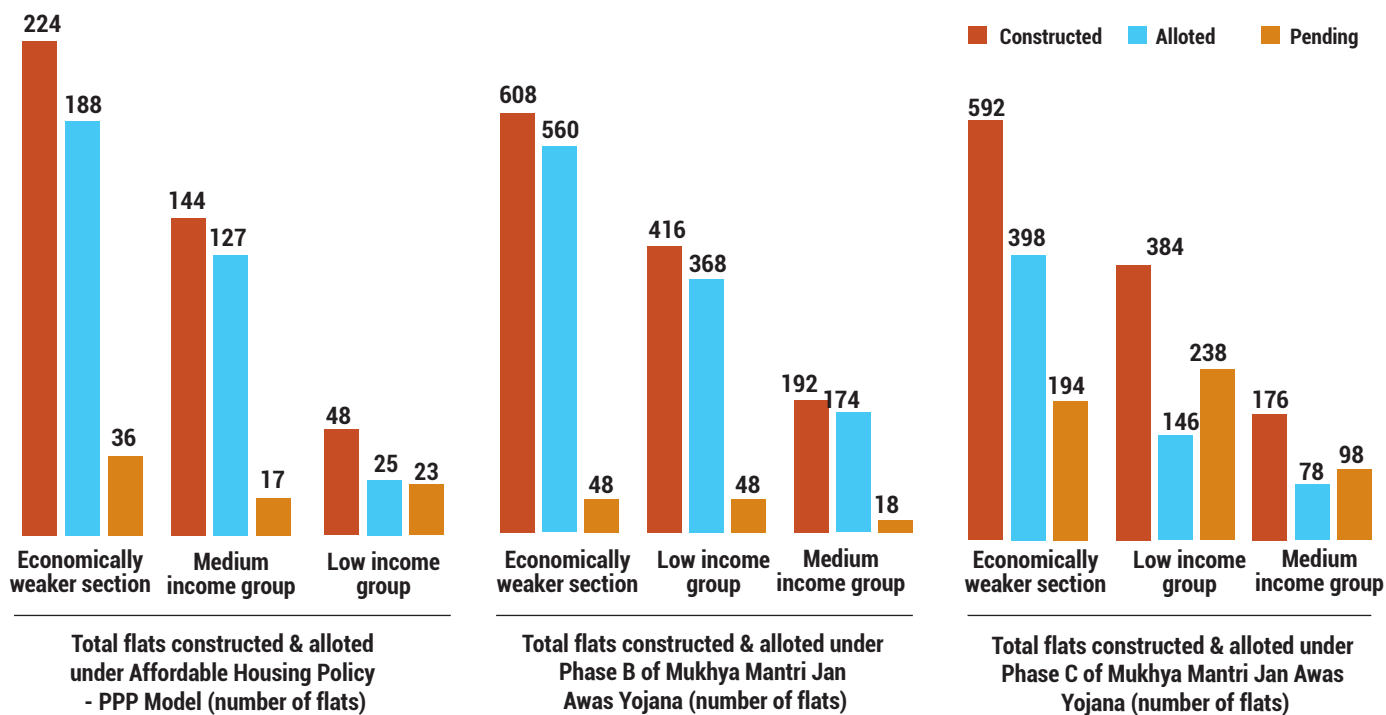
AFFORDABLE HOUSING IN PARTNERSHIP

Pradhan Mantri Awas Yojana-Housing for All (PMAY-HFA) promoted by the Ministry of Housing and Urban Poverty Alleviation.

The mission is being implemented during 2015-22 and provides central assistance to ULBs and other implementing agencies through states for:

To fulfill the basic need for shelter, Rajasthan government has framed Chief Minister's Jan Awas Yojana.

- 1.) To achieve the objective of affordable housing for all creation of EWS/LIG housing stock to fulfill housing shortage in the State.
- 2.) To attract private investment for construction of houses for EWS/LIG segment of the society, by giving incentives to the private developers.
- 3.) To motivate govt. agencies and private developers to take up construction of affordable housing.
- 4.) To identify land for affordable housing which can be monetized by inviting private participation on a large scale.
- 5.) To expedite the process of construction developers shall be facilitated by fast track approvals



Details of spend on housing schemes

Particulars	Affordable housing - PPP	Mukhya Mantri Jan Awas Yojana		Total
		Phase B	Phase C	
Sanctioned	14.13	53.35	50.25	118
Spent	11.88	33.72	6.16	52
Flats constructed (#)	340	1,102	622	2,064

Integrated Housing and Slum Development Plan (IHSDP)



This scheme is under operation in eight townships of the Balotra City Council. The amount approved is Rs. 8.5 crores. The amount spent by the MCB on this scheme is Rs. 12.3crores. The difference is funded by the Municipal Fund.

IHSDP Residential Construction: - Under this scheme, the MCB constructed a total of 447 houses. These have been distributed under three categories:

- Relocation of Slum area to pucca houses for 192 families
- Basic needs of 2 rooms, 1 kitchen ,1 toilet and 1 bathroom (2R/1K/1T/1B) fulfilled for 112 families
- Upgradation plan where old kaccha houses were upgraded to 2R/1K/1T/1B or 1R/1K/1T/1B for 143 families



Roads

We focus on our city and our people. So our priority is to see that our people get adequate infrastructure, like roads, lights, etc.

The road length of Balotra is 192 kms. Totally we spent Rs.12.04 crores on construction of new roads during the year, a length of 80kms. 109 kms of road were repaired (61kms) and upgraded (48kms).



Water Bound
Macadam (WBM)
Road **60.80 kms**

Bituminous (BT)
Road **45.60 kms**

Cement Concrete
(CC) Road **34.20 kms**

Other Types of
Road **51.50 kms**

Total : 192.10 kms

Street Lights

In the city, there are sodium, LED, tube light, CFL and T6 of different voltages, which are in 90% running condition. The light arrangement in the city council area is divided into the northern and southern zones. An electricity helpline is established in the office, wherein all complaints received, related to light arrangement, discontinued lights, damaged electric poles, are decanted within 24 hours.

From 2010, we have replaced most of the sodium lights with LED lights. The savings on account of this on the electricity bill is Rs.1.6 crores.

Savings on Electricity Bill (Rs Cr)



2010-11  0.75

2011-12  0.76

2012-13  0.78

2013-14  1.22

2014-15  1.61

Road Under and Over Bridge

State Government has forwarded a proposal for construction of Road Under and Over Bridge on level crossing 293 and 292 respectively. The road under the bridge had to be constructed. However, for the Centre to support this, a detail report is required to be prepared. This report has been prepared and forwarded to National Highways Authority of India (Central Government). Officials from the center expressed their satisfaction on the proposed plan when they came on a department inspection.



Renovation of City Park

Mr. Naresh Patodi of M/s, Patodi Naresh, Builder & Developer, Balotra adopted this city park near third railway crossing for its renovation at the cost of Rs. 20 Lacs (approx.) and will be maintaining it for next 3 years at the cost of Rs. 50,000 per month (a total of Rs. 20 lacs approx. for three years) without any cost to the ULB.

He has proposed a meeting / community hall, fountain, decorative colourfull lights on trees and boundary walls, walking track redevelopment, interlocking tiles for children playing areas, 2000 trees & plants. main gate and various rides for children development of city park.

Beautification

MCB focuses on beautification of the city. MCB also believes in keeping the entire main roads green, hence, the main roads have a welcome gate put up, plants have been planted beside roads, Babool shrubs are being trimmed and all parks are being cleaned.

AMRUT

At present, as per Census 2011, the population of Balotra is 74,496, which does not include citizens living in the peripheral belt. If their count is also added to the total population, it would increase to 1,25,000. Due to the total population of Balotra being less than 1,00,000 in the 2011 Census, it was not considered for inclusion in AMRUT.



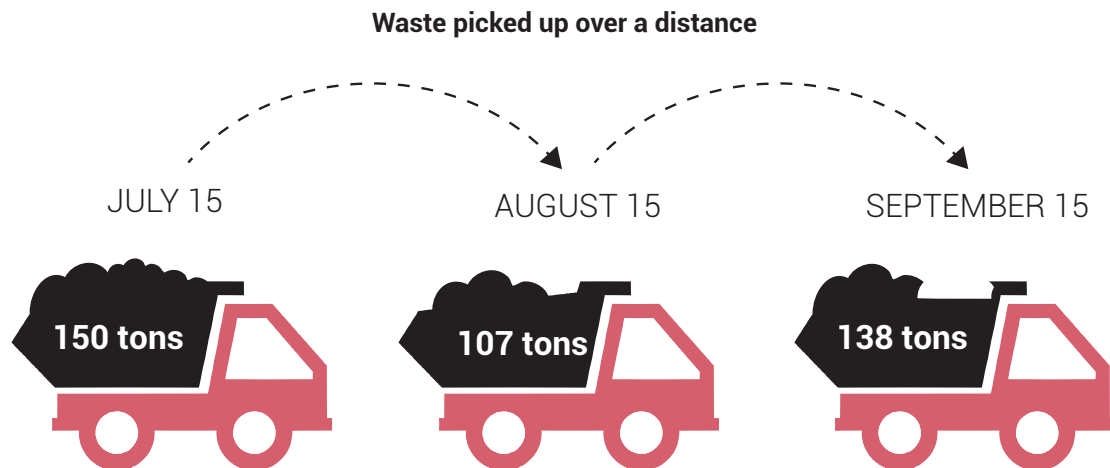
Swachh Bharat Mission

We conducted the following under this mission

- Cleanliness drive was initiated on 2nd October 2014 in Balotra City Council. The city has been divided into two zones for the cleaning purpose. Both these zones have been divided into 6 circles and each circle has been allotted 2 sweepers. A total of 252 cleanliness personnel and 140 contract personnel are appointed for cleanliness work in the city. Under the Swachh Bharat Mission, 3,513 families are selected for lavatory construction. For this purpose, the administrative and financial consent have been issued for issuing the first installment, and 5 community lavatories and 5 public lavatories have been constructed
- Cleaning up and sprucing up all office buildings and compounds - Special care is taken for the cleanliness of the offices, buildings and historical monuments located in the city council area and these are cleaned every day
- Cleaning and properly maintaining the parks and public places - Regular cleaning work is done in parks and other public places and garbage bins are kept there
- Complete ban on polythene – 40kg polythene confiscated from vendors

SOLID WASTE MANAGEMENT

- A landfill site has been allotted, availability of road, water and electricity has been made, and sanction for constructing compound wall has been given. The amount for development of landfill is estimated at Rs.11.08crores
- The waste collected by these personnel are disposed in the Jerla dumping ground by 7 tractors.
- The waste collected by MCB in the three months



Administrative Highlights



- We have been working on speedy disposal of all the cases pertaining to land, building approval plans, RTIs, sugam sampark portal etc.
- Under section 90A of the Rajasthan Land Revenue Act-1956, we received 755 applications in total in the current financial year. Among these, 652 cases have been decanted and 103 cases are due.
- The Building construction committee issues the approvals for building constructions, and during the financial year 2015-16, documents of a total of 154 building construction approvals were received, of which 123 have been decanted and 31 are remaining.
- The State Government has created a sampark portal, under which citizens can lodge his/her grievances over a call or mail. There were totally 81 cases lodged and 80 of them have been resolved. Only one grievance has been unsettled as there is a stay order in the civil court. (Pending complaint number 0615052455718 dated 04-June-2015).
- Under the Rights to Information Act, the total number of applications received was 130, out of which 68 were resolved. Pending applications are 62, out of which 4 are pending. The income generated out of these applications was Rs.29,304.
- In order to have a check on activities which deface properties, spoil the public view and visual appeal of the city, Rajasthan Prevention of Defacement of Property Act was introduced in 2006. Under this Act, we have issued notices to 16 companies, which fall under ward no. 14 and ward No. 25



Other Schemes

Bhamashah Yojana

With the objectives of financial inclusion and to empower the women of the State, Bhamashah Scheme was launched in 2008, wherein, around 50 lakh ladies were enrolled and 29 lakh accounts were opened. Bhamashah Scheme, an end-to-end service delivery platform to transfer cash and non-cash benefit to the targeted beneficiaries in a transparent manner, was re-launched in the year 2014 with broader objectives.

The Scheme is a family-based program of financial inclusion, where each family is issued a 'Bhamashah Card'. The Card is linked to a bank account that is in the name of lady of the house who is the head of the family. The card leverages bio-metric identification and core banking. Multiple cash benefits would be accessed through the Bhamashah Card and will be directly transferred to bank accounts of the beneficiaries. Non-cash benefits would be given directly to entitled beneficiaries.

Seeding is the process of inserting Bhamashah ID, Aadhaar number and bank account detail of the resident in a scheme / department database. This ensures that all legacy departmental applications leverage Bhamashah data for transfers. This also enables validation using Aadhaar infrastructure.

Status of the seeding work

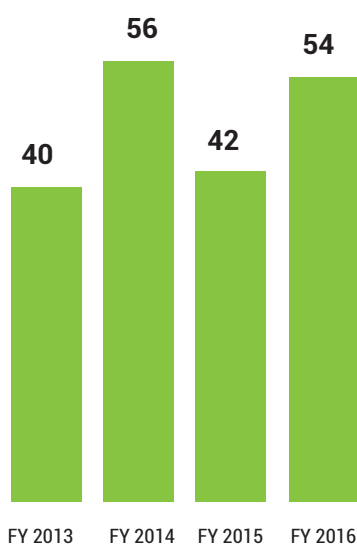
The Council received a total of 8,320 colourcolor printed cards under this scheme, which was distributed to the people in a camp conducted for this purpose. Till now the total distribution of Bhamashah cards is 6,585.

Financial Highlights 2015-16

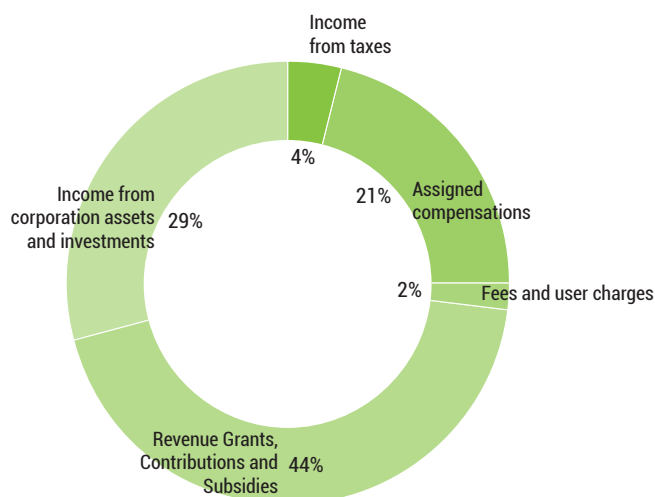


Income

Total Income



Composition of Income

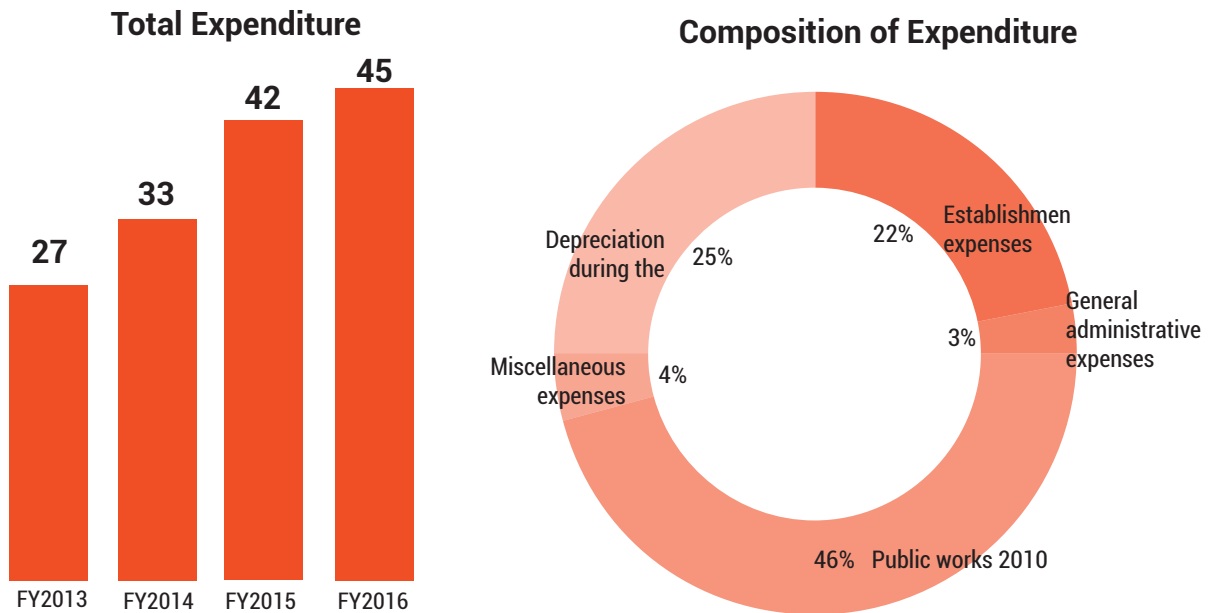


Our income for the financial year 2015-16 is Rs. 53.62 crores. Major source of income is grants and assigned compensation. The council also earns significant amount from selling of its land. The councils own revenue is insignificant at 4%.

PARTICULARS	2014-15	2015-16		
INCOME	(Rs Cr.)	(Rs Cr.)	Difference	Reason
Income From Taxes	2.72	1.94	(0.78)	Other business taxes less collected Rs. 80 lakhs
Assigned Compensations	10.42	11.47	1.04	Increase in octroi compensation
Rental Income from Municipal Properties	0.11	0.12	0.01	Not significant
Fees and User Charges	0.44	0.90	0.46	Road cutting income has increased by Rs.28 lakhs, on account of new road constructions, Income from tender forms has increase by Rs. 6 lakhs
Revenue Grants, Contributions and Subsidies	19.48	23.75	4.26	Awasan Mandal receipt increased by Rs.3.62 Cr, Swachhata Abhiyan Anudan Rs.1.87 Cr
Income from corporation assets and investments	8.98	15.26	6.28	Land Sale and Contract – Increase by Rs.4.78 Cr, Land acquisition income increase by Rs.1.1 Cr, agricultural land income increase by Rs.66 lakhs
Miscellaneous Income	0.22	0.18	(0.04)	Not significant
Total Income	42.38	53.62	11.24	Increase in total income during the year



Expenditure



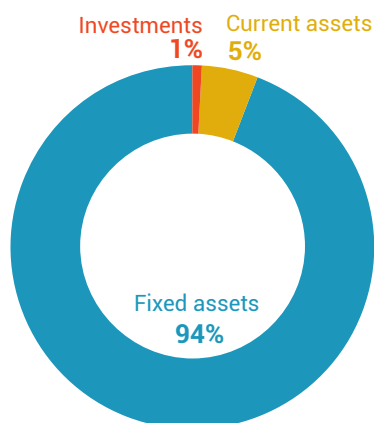
During the current financial year, the spending on public works is Rs. 20.4 crores. The council is not able to meet its salary expenditure from its own tax income. The salary expenses is Rs. 10crore as against Rs. 2 crore of income from taxes. Expenses have increased by Rs. 2.83 crores.

PARTICULARS	2014-15	2015-16		
EXPENDITURE	(Rs Cr.)	(Rs Cr.)	Difference	Reason
Establishment Expenses	8.83	10.03	1.21	Establishment expenses is the salary expenses of the staff of the council and on an average increases by 14%.
General Administrative Expenses	1.38	1.52	0.14	Advertisement expenses has increased by Rs. 14 lakhs
Public works	19.42	20.41	1.00	Additional spend on the maintenance of the bridge
Miscellaneous expenses	1.74	1.65	(0.09)	Not significant
Depreciation during the year	10.65	11.23	0.57	Increase in Gross Fixed assets by Rs.28.35 crores
Total Expenditure	42.01	44.85	2.83	Total increase



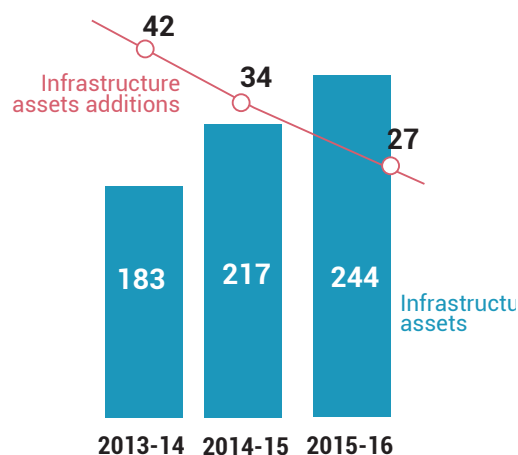
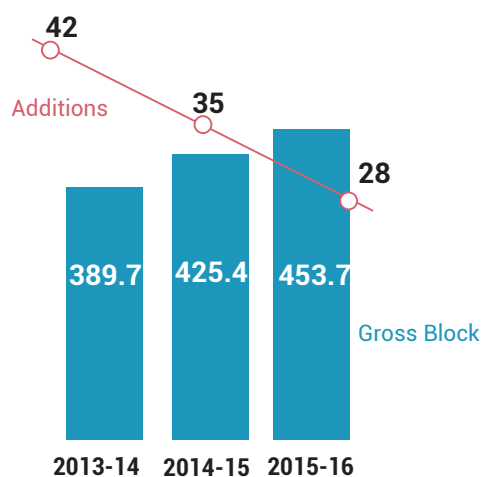
Assets

Composition of Fixed Assets



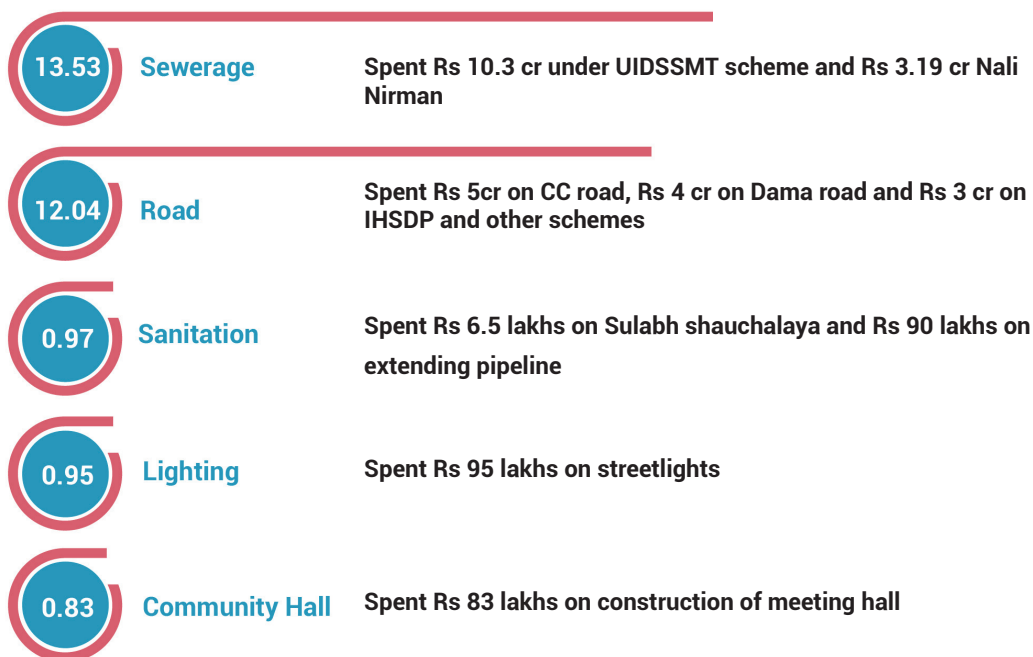
MCB has Rs. 453 crores of gross fixed assets, value of which after depreciation is Rs. 411 crores. As the focus of MCB has always been infrastructure as our focus and thereby, there is a constant improvement in the Infrastructure assets

Gross Fixed Assets and Additions (Rs Cr.) Infrastructure Assets and Additions (Rs Cr.)



Rs.in crores	2012-13	2013-14	2014-15	2015-16
C C Roads	3	5	9	14
Damar Road	1	3	8	12
Gaurav Path Construction	-	-	-	0
Nala - Nali Nirman	1	3	7	10
Park & Garden	30	30	30	30
Pipe Line Vridhi	-	-	0	1
Public Lightening	20	20	21	22
Road & Bridges	50	50	53	53
Road Construction - IDSMT Yojana	2	2	2	2
Road, Building & Nali Nirman - BRGF Yojna	3	3	4	5
Road, Building & Nali Nirman - IHSDP Yojna	0	1	3	5
Sewerage & Drainage	30	30	30	30
Sewerage & Drainage - UIDSSMT	-	35	49	59
Others	-	-	-	-
Total	141	183	217	244

Capital Spend during FY 2016 (Rs Cr.)

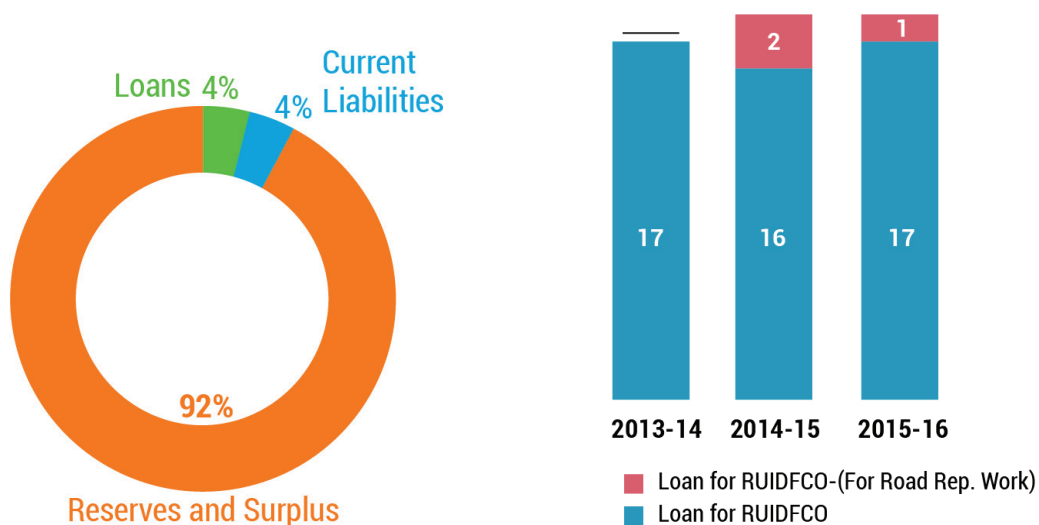


- Rs. 1.8 lakhs on buying additional air conditioners
- Rs.1.86 crores in buying new fire safety equipment.
- Invested the retirement benefits of the employees in the specified funds, which has increased by Rs. 18 lakhs as compared to the last year, totaling to Rs.45.5 lakhs.
- The Council has an investment of Rs. 1.1 cores in non-interest bearing deposit account.
- Receivables of Rs. 31.4 lakhs, due from the government, under the BPL Avas Anudan. Loans to the employees towards building amounted to Rs. 1.74 lakhs.
- Cash balance of Rs. 3.15 lakhs as on 31st March 2016.
- The fixed deposit receipts in the Banks totaled to Rs. 85.4 lakhs, balances in savings and current accounts totaled Rs.1.13 crores.
- The total cash and bank balance was Rs. 19.86 crores.

Liabilities

We have reserves worth Rs. 399 crores, out of which earmarked funds for employee retirement benefits is Rs.46crores.

Composition of Liabilities (Rs Cr)



- The secured loans are Rs.18.8 crores, from RUIDFCO. Of this, Rs.1.5 crores is for road repairs. Rs. 50 lakhs has been repaid on the loan taken for road repair.
- The sundry deposits have increased by Rs.6.55 crores (security deposits by Rs.2.21 crores, and Amanat payable by Rs.4.34 crores). Sundry creditors is Rs.6.4 crores, which is payable to the State Government, as a share in the ground rent. Statutory liabilities like, TDS, VAT , Labour tax, royalty payable is Rs. 23 lakhs.
- The financial statements are prepared in accordance with the Generally Accepted Accounting Principles (GAAP) and Rajasthan Municipal Accounting Manual (RMAM), under the Double Entry Accrual Based Accounting System (DEABAS).
- The financial statements of our council were audited by the CA firm Pavan Kumar & Associates, and they were appointed based on the tender floated by the Directorate of Local Bodies (DLB) Jaipur.

Financial Statements

Auditors report

PAVAN KUMAR & ASSOCIATE
Chartered Accountants



F-110, 1ST FLOOR, KHED ROAD, MAHESH
TOWER., BALOTRA RAJASTHAN 344022
Ph. 9414385021
e-mail : pawangarg125@gmail.com

INDEPENDENT AUDITOR'S REPORT 2015-16

To,
Commissioner
Nagarparishad, Balotra

We have audited the accompanying financial statements of Nagarparishad, Balotra, which comprise the Balance Sheet as at March 31, 2016, the Income and Expenditure Account and Cash Flow Statement for the year then ended, and a summary of significant accounting Policies and other explanatory information.

Management's Responsibility for the Financial Statements


Management is responsible for the preparation of these financial statements that give a true and fair view of the financial position, financial performance and cash flows of the ULB in accordance with the Rajasthan Municipal Accounts Manual. This responsibility includes the design, implementation and maintenance of internal control relevant to the preparation of the financial statements that are free from material misstatement, whether due to fraud or error.

Auditor's Responsibility


Our responsibility is to express an opinion on these financial statements based on our audit. We conducted our audit in accordance with the standards Auditing issued by the Institute of Chartered Accountants of India. Those Standards require that we comply with ethical requirements and plan and perform the audit to obtain reasonable assurance about whether the financial statements are free from material misstatement.

An audit involves performing procedures to obtain audit evidence about the amounts and disclosures in the financial statements. The procedures selected depend on the auditor's Judgment, including the assessment of the risks of material misstatement of the financial statements, whether due to fraud or error. In making those risk assessments, the auditor considers internal control relevant to the ULB's preparation and fair presentation of the financial statements in order to design audit procedures that are appropriate in the circumstances, but not for the purpose of expressing an opinion on the effectiveness of the ULB's internal control. An audit also includes evaluating the appropriateness of accounting policies used and the reasonableness of the accounting estimates made by management, as well as evaluating the overall presentation of the financial statements. We believe that the audit evidence we have obtained is sufficient and appropriate to provide a basis for our audit opinion.

In our opinion and to the best of our information and according to the explanations given to us, the financial statements give a true and fair view in conformity with the Rajasthan Municipal Accounts Manual.


CA Pavan Kumar
नगर परिषद बालोत्रा



For-Pavan Kumar & Associates
Chartered Accountant

CA Pavan Kumar
M.No.079387



- In the case of the Balance Sheet, of the State of affairs of the ULB asset March31, 2016
- In the case of the Income and Expenditure Account. Of surplus/deficit for year ended on that date; and
- In the case of the Cash Flow Statement, of the cash flows for the year ended on that date.


We further report that:

- We have obtained all the information and explanations which to the best of our knowledge and belief were necessary for the purpose of our audit;
- In our opinion proper books account as required by law have been kept by the ULB so far as appears from our examination of those Books;
- The Balance Sheet, Income and Expenditure Account, and Cash Flow Statement dealt with by this Report are in agreement with the books of account;
- In our opinion, the Balance Sheet, Income and Expenditure Account, and Cash Flow Statement comply with the Rajasthan Municipal Accounts Manual;
- I have submitted my assessment based on the documents / information and facts that were made available to me. The auditor reserves his rights to alter / amend this audit report in light of the documents / facts / information which may be brought to his notice subsequent to submission of the report.
- The auditor also reserves his right to alter amend delete any unintentional error.


A Statement on additional matters is given in the annexure.

PAVAN KUMAR & ASSOCIATES
Chartered Accountants
FRN No.- 08320C




Signature

(PAVAN KUMAR GARG)
(Chartered Accountants)
Membership No.-079387


बालोत्रा
Place of Signature: Balotra
Date: 03/05/2016



Nagarparishad, Balotra
(For year ended 31/03/2016)

Additional matter to be reported by the financial statements auditor:

1. Whether all sums due to and received by the Municipality have been brought to account and have been appropriately classified.	Yes, (As certified by the municipal authority.)
2. Whether all grants sanctioned or received by the Municipality during the year, have been accounted properly, and where any deduction is made out of such grants towards any dues of the Municipality whether such deductions have been properly accounted.	Yes, (As certified by the municipal authority.)
3. Whether any Earmarked Funds have been created as per the provision of any statute and, if so, whether such Earmarked Funds have been utilized for the purpose for which they were created.	Yes, (As certified by the municipal authority.)
4. Whether the Municipality is maintaining proper record showing full particulars, including quantitative details and situation of fixed assets; whether these fixed assets have been physically verified at reasonable intervals; whether any material discrepancies were noticed on such verification and if so, whether the same has been properly dealt with in the books of account.	Yes, (As certified by the municipal authority.)
5. Whether in case of leasehold property given by the Municipality, whether lease rentals are collected regularly by the Municipality and that the lease agreements are renewed after their expiry.	Yes, (As certified by the municipal authority.)
6. Whether physical verification has been conducted by the Municipality at reasonable intervals in respect of stored; whether the procedures of physical verification of stores followed by the Municipality are reasonable and adequate if not, state the inadequacies in such procedure; whether any material discrepancies have been noticed on physical verification of stores as compared to stores records, and if so, whether the same have been properly dealt with in the books of account.	Yes, (As certified by the municipal authority.)
7. Whether the parties to whom loans or advances have been given by the Municipality are repaying the principal amounts as stipulate and are also regular in payment of the interest and if not, whether reasonable steps have been taken by the Municipality for recovery of the principal and interest.	Yes, (As certified by the municipal authority.)
8. Whether advances give to municipal employees and interest thereon are being regularly recovered.	Yes, (As certified by the municipal authority.)
9. Whether there exists an adequate internal control procedure for the purchase of stores, fixed assets and services.	Yes, (As certified by the municipal authority.)
10. Whether there exists,an adequate internal control procedure for the	Yes, (As certified by the municipal authority.)

भाषित
नगर परिषद बालोतरा



For-Pavan Kumar & Associates
Chartered Accountant

CA Pavan Kumar
M.No.079387

PAVAN KUMAR & ASSOCIATE
Chartered Accountants




F-110, 1ST FLOOR, KHED ROAD, MAHESH
TOWER,, BALOTRA RAJASTHAN 344022
Ph. 9414385021
e-mail : pawangarg125@gmail.com

11. Contracting of works and projects, periodic inspections and measurements, quality checks and payments there for.	Yes, (As certified by the municipal authority.)
12. Whether the Municipality is regular in depositing statutory dues including tax deducted at source, works contract tax, cess payable to the Government, ESI, PF etc., and if not, the nature and cause of such delay and the amount not deposited.	Yes, (As certified by the municipal authority.)
13. Whether any personal expenses have been charged to the Municipality's accounts, if so, the details thereof.	Yes, (As certified by the municipal authority.)
14. Whether the books and registers specified under the Rajasthan Municipal Accounts Manual and other applicable acts and rules have been properly maintained, whether Bank Reconciliation statements have been properly prepared for all the bank accounts of the Municipality.	Yes, (As certified by the municipal authority.)
15. Whether the year end and reconciliation have been carried out.	Yes, (As certified by the municipal authority.)

PAVAN KUMAR & ASSOCIATES
Chartered Accountants
FRN No.- 08320C





Signature
(PAVAN KUMAR GARG)
(Chartered Accountants)
Membership No.-079387


आधुनिक
नगर परिषद बालोतरा
Place of Signature: Balotra
Date: 03/05/2016

Balance Sheet

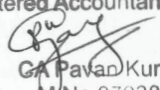
	Schedule	2015-16	2014-15
		(Amount in Rs.)	(Amount in Rs.)
RESERVE & SURPLUS			
Municipal (General) Fund	1	3,94,93,02,917	3,86,15,28,587
Earmarked Funds	2	4,55,44,252	4,37,79,728
RESERVE & SURPLUS	3	-	-
Total Reserve & Surplus (A)		3,99,48,47,170	3,90,53,08,315
Grant/ Contribution For Specific Purpose (B)	3		-
LOANS			
Secured Loans		18,78,62,670	18,45,19,703
Unsecured Loans		-	-
Total Loans (C)		18,78,62,670	18,45,19,703
CURRENT LIABILITIES & PROVISIONS			
Sundry Deposits	4	12,09,55,622	5,54,63,227
Sundry Creditors		6,41,84,044	4,80,97,960
Statutory Liabilities	5	23,91,807	5,63,302
Other Liabilities	6		-
PROVISIONS	7		-
Total Current Liabilities and Provisions (D)		18,75,31,473	10,41,24,489
TOTAL LIABILITIES (A+B+C+D)		4,37,02,41,313	4,19,39,52,507

FIXED ASSETS			
Gross Block	8	4,53,75,84,969	4,25,40,75,182
Depreciation Fund	9	42,60,98,317	31,38,25,475
Net Block		4,11,14,86,652	3,94,02,49,707
Capital Work In Process		-	
Total Fixed Assets (A)		4,11,14,86,652	3,94,02,49,707
INVESTMENTS			
General Fund Investments		1,11,56,215	1,16,02,542
Specific Fund Investments	10	4,55,44,252	4,37,79,728
Total Investments (B)		5,67,00,467	5,53,82,270
CURRENT ASSETS, LOAN & ADVANCES			
Inventories			
Sundry Debtors/ Receivables		31,40,000	33,40,000
Cash & Bank Balances	11	19,86,46,717	18,89,33,502
Loans, Advances & Deposits	12	2,67,477	60,47,028
Total Current Assets, Loans & Advances (C)		20,20,54,194	19,83,20,530
TOTAL ASSETS(A+B+C)		4,37,02,41,313	4,19,39,52,507

For-Pavan Kumar & Associates
Chartered Accountant

CA Pavan Kumar
M.No.079387

Profit and Loss Statement

	2015-16 (Amount in Rs.)	2014-15 (Amount in Rs.)
INCOME		
Income From Taxes	1,94,27,447.00	2,72,08,244
Assigned Compensations	11,46,55,000.00	10,42,34,000
Rental Income from Municipal Properties	11,99,917.00	11,22,116
Fees and User Charges	90,47,088.00	44,31,598
Revenue Grants, Contributions and Subsidies	23,74,71,967.00	19,48,48,548
Income from corporation assets and investments	15,26,04,417.00	8,98,03,921
Miscellaneous Income	18,19,667.00	21,92,400
Total Income	53,62,25,503	42,38,40,827
EXPENDITURE		
Establishment Expenses	10,03,37,187.00	8,82,60,672
General Administrative Expenses	1,52,08,355.00	1,37,77,842
Public works	20,41,10,372.00	19,41,60,271
Misc expenses	1,65,22,417.00	1,73,93,580
Depreciation during the year	11,22,72,842.00	10,65,39,876
Total Expenditure	44,84,51,173	42,01,32,241
Surplus\Deficit before adjustment of prior period items and Depreciation	8,77,74,330	37,08,586
Less; Prior Period Items		-
Less: Prior Period adjustment of Depreciation		-
NET SURPLUS\ DEFICIT	8,77,74,330	37,08,586

For-Pavan Kumar & Associates
Chartered Accountant

CA Pavan Kumar
M.No.079387

Schedules To Balance Sheet

	2015-16 (Amount in Rs.)	2014-15 (Amount in Rs.)
Schedule-1		
MUNICIPAL (GENERAL) FUND		
Opening balance	3,86,15,28,587	
Add : - Addition during the year	-	
Less:- Deduction during the year	-	
Add: Excess of Income over Expenditure	8,77,74,330	
Total	3,94,93,02,917	3,38,38,141

	2015-16 (Amount in Rs.)	2014-15 (Amount in Rs.)
Schedule-2		
EARMARKED FUND		
Gratuity Fund	5,75,820	36,32,727
General Provident Fund	4,49,68,432	60,73,777
Total	4,55,44,252	97,06,504

	2015-16 (Amount in Rs.)	2014-15 (Amount in Rs.)
Schedule-3		
RESERVE & SURPLUS		
Opening balance	-	-
Add : - Addition during the year	-	-
Less:- Withdrawl during the year	-	-
Total	-	-

	2015-16 (Amount in Rs.)	2014-15 (Amount in Rs.)
Schedule-4		
GRANT/CONTRIBUTION FOR SPECIFIC PURPOSE		
Grant from State Govt.	-	-
Rein basera yojna	-	-
Special Grant for 11/12th Financial Commission	-	-
Special Grant for balika samridhi yojna	-	-
Special Grant for bpl sari kambal	-	-
Special Grant for arthik jangarna and olage pension scheme	-	-
Special Grant for kshatigrast sadak marammat scheme	-	-
Special Grant for parivar kalyan/ samajik suraksha	-	-
Special Grant for Swarna Jayanti Sahari Rojgar Sch.	-	-
Special Grant from police thana repair grant	-	-
Swarn Jayanti Shahri Rojgar Yojna	-	-
Shahri BPL Awasiya Yojna	-	-
Total	-	-

For-Pavan Kumar & Associates
Chartered Accountant

Pavan Kumar
CA Pavan Kumar
M.No.079387


	2015-16 (Amount in Rs.)	2014-15 (Amount in Rs.)
Schedule-5		
SECURED LOAN		
State Government (From ADB through RUIDP)	-	-
Secured Loan from RUIDP	-	-
Loan from RUIDFCO	17,29,12,670	16,45,69,703
Loan from RUIDFCO- (For Road Rep. Work)	1,49,50,000	1,99,50,000
Loan from HUDCO (Secured by Govt. Guarantee)	-	-
Bank Loan	-	-
Total	18,78,62,670	18,45,19,703

	2015-16 (Amount in Rs.)	2014-15 (Amount in Rs.)
Schedule-6		
UNSECURED LOAN		
Bank of Rajasthan (Long Term Loan)	-	-
Total	-	-

	2015-16 (Amount in Rs.)	2014-15 (Amount in Rs.)
Schedule-7		
SUNDRY DEPOSITS		
Security Deposit	6,97,18,950	4,75,88,552
Amanat Payable	5,12,36,672	78,74,675
Total	12,09,55,622	5,54,63,227

	2015-16 (Amount in Rs.)	2014-15 (Amount in Rs.)
Schedule-8		
SUNDRY CREDITORS		
Creditors for Supplies	-	-
Other Creditors- State Govt. Share in Ground Rent	6,41,84,044	4,80,97,960
Total	6,41,84,044	4,80,97,960

	2015-16 (Amount in Rs.)	2014-15 (Amount in Rs.)
Schedule-9		
STATUTORY LIABILITIES		
Income Tax (TDS), VAT, Labor Tax, Royalty Payable	23,91,807	5,63,302
Commercial Tax Payable	-	-
Salary Payable	-	-
Total	23,91,807	5,63,302


For-Pavan Kumar & Associates
Chartered Accountant

G.A. Pavan Kumar
M.No.079387

	2015-16 (Amount in Rs.)	2014-15 (Amount in Rs.)
Schedule-11		
PROVISIONS		
Audit fees Payable	-	-
Electricity Expenses payable	-	-
Total	-	-

	2015-16 (Amount in Rs.)	2014-15 (Amount in Rs.)
Schedule-10		
OTHER LIABILITIES		
Royalty Payable	-	-
Flood Relief Fund	-	-
Relief Fund	-	-
Total	-	-

	2015-16 (Amount in Rs.)	2014-15 (Amount in Rs.)
Schedule-12		
GROSS BLOCK	4,53,75,84,969	4,25,40,75,182
Total	4,53,75,84,969	4,25,40,75,182
Immovable Assets		
Land	1,07,65,00,000	1,07,65,00,000
Auditorium/Museum/Community Center/Town Hall	72,10,00,000	72,10,00,000
Meeting Hall Nirman	2,82,75,625	2,00,21,741
Office Building	13,10,00,000	13,10,00,000
Residential Building	3,50,00,000	3,50,00,000
Shop Building	5,50,00,000	5,50,00,000
Sulabh Souchalaya	3,92,56,685	3,86,07,658
Total	2,07,71,29,399	2,07,71,29,399
Infrastructure Assets		
C C Roads	13,92,85,034	9,01,06,338
Damar Road	12,02,70,563	8,06,18,863
Gaurav Path Construction	23,29,702	-
Nala - Nali Nirman	10,02,07,736	6,83,17,731
Park & Garden	30,05,00,000	30,05,00,000
Pipe Line Vridhi	1,39,81,735	49,80,436
Public Lightening	21,95,51,302	21,00,47,567
Road & Bridges	52,92,66,384	52,50,00,000
Road Construction - IDSMT Yojana	2,05,80,405	2,03,56,740
Road, Building & Nali Nirman - BRGF Yojna	4,87,49,525	4,41,74,372
Road, Building & Nali Nirman - IHSDP Yojna	4,85,25,728	2,83,81,617
Sewerage & Drainage	30,44,75,216	30,44,75,216
Sewerage & Drainage - UIDSSMT	59,17,36,044	48,82,91,133
Others	-	-
Total	2,43,94,59,374	2,16,52,50,013


For-Pavan Kumar & Associates
Chartered Accountant


GA Pavan Kumar
M.No.079387

	2015-16 (Amount in Rs.)	2014-15 (Amount in Rs.)
Schedule-12		
Moveable Assets		
Air Conditioners	3,84,365	2,00,000
Computers	2,00,000	2,00,000
Fan Purchase	27,730	19,480
Furniture & Fixture- Chairs, Fans and Tables	8,68,490	8,49,290
New Firebrigade	14,32,200	12,46,500
Office Equipment	2,00,000	2,00,000
Plant & Machinery	20,00,000	20,00,000
Vehicles & Firebridge Etc.	69,80,500	69,80,500
Live Stock	-	-
Total	1,20,93,285	1,16,95,770

	2015-16 (Amount in Rs.)	2014-15 (Amount in Rs.)
Schedule-13		
DEPRECIATION FUND		
Opening balance	31,38,25,475	207,285,599
Add:- Depreciation provided during the year	11,22,72,842	10,65,39,876
Less:- Depreciation for the previous year	-	-
Total	426,098,317	313,825,475

	2015-16 (Amount in Rs.)	2014-15 (Amount in Rs.)
Schedule-14		
CAPITAL WORK IN PROGRESS		
Carcass Plant	-	-
Cattle House	-	-
Development Work Through SFC	-	-
Development Work Through 12th Finance Commission	-	-
Development Work Through 13th Finance Commission	-	-
Flush Toilets	-	-
Gardens	-	-
Heritage Conservation	-	-
Heritage Walk	-	-
Public Toilet	-	-
Resettlement JNNURM	-	-
Roads	-	-
Total	-	-

For-Pavan Kumar & Associates
Chartered Accountant

GA Pavan Kumar
M.No.079387


	2015-16 (Amount in Rs.)	2014-15 (Amount in Rs.)
Schedule-15		
GENERAL FUND INVESTMENT		
P.D. Account with Interest	2,76,695	8,34,967
Non-Interest Bearing PD A/c	1,08,79,520	1,07,67,575
R.U.D.F. Equity Contribution	-	-
R.U.I.S. Equity Contribution	-	-
Equity Contribution of JCTSL	-	-
Total	1,11,56,215	1,16,02,542

	2015-16 (Amount in Rs.)	2014-15 (Amount in Rs.)
Schedule-16		
SPECIFIC FUND INVESTMENT		
Employee's GPF Accounts	4,49,68,432	4,21,00,650
Gratuity P.D A/c	5,75,820	16,79,078
Total	4,55,44,252	4,37,79,728

	2015-16 (Amount in Rs.)	2014-15 (Amount in Rs.)
Schedule-17		
INVENTORIES		
Stores Central	-	-
Fire	-	-
Electricals	-	-
Garage	-	-
Stock Others	-	-
Total	-	-

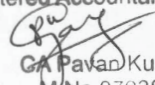
Schedule-18		
SUNDRY DEBTORS/ RECEIVABLES		
House Tax	-	-
Lease	-	-
Receivables From Govt. - BPL Avas Anudan	31,40,000	33,40,000
Urban Development Tax	-	-
Less : Provision for Doubtful Recoveries	-	-
Total	31,40,000	33,40,000

For-Pavan Kumar & Associates
Chartered Accountant


CA Pavan Kumar
M.No.079387

	2015-16 (Amount in Rs.)	2014-15 (Amount in Rs.)
Schedule-19		
CASH & BANK BALANCES		
Cash in Hand	3,15,272	23,778
Head Office	-	-
Balances in FDR a/cs	8,54,03,134	9,12,16,365
Deposits Control A/c	-	-
Balances in Saving & Current a/cs	4,21,60,872	1,17,34,543
BRGF- Bank A/c	4,08,596	1,06,94,609
IDSMT YOJNA NILAMI RASHI - Bank a/c	7,02,67,348	7,46,77,798
UIDSSMT YOJNA - Bank a/c	91,495	3,45,488
SJSRY - Bank A/c	-	2,40,921
IHSDP Yojna Deposits - Bank A/c	-	-
Nationalized Banks	-	-
Total	19,86,46,717	18,89,33,502

	2015-16 (Amount in Rs.)	2014-15 (Amount in Rs.)
Schedule-20		
LOANS,ADVANCES & DEPOSITS		
Loans to Staff	-	-
Building Loan to Staff	1,73,727	2,11,076
Grain Loan	-	-
Vehicle Loan	-	-
Advance to Staff	-	-
Advance to Contractors and Suppliers	-	-
Others-Advance	93,750	58,22,732
Advance to Others (State insurance & PF)	-	-
Bank of Raj Grain Loan (For Staff)	-	-
Deposits with RSEB	-	-
Deposits with others Department	-	-
Kalyan Nidhi	-	-
Gratuity Payable	-	-
Court Deposits	-	-
Tax collected at sources	-	13,220
Accrued Interest	-	-
Service Tax Recoverable	-	-
Total	2,67,477	60,47,028

For-Pavan Kumar & Associates
Chartered Accountant

GA Pavan Kumar
M.No.079387

Schedules To Profit And Loss Statement

	2015-16 (Amount in Rs.)	2014-15 (Amount in Rs.)
Schedule-21		
INCOME FROM TAXES		
House Tax	24,036	95,948
Other Business Taxes	1,80,60,632	2,61,05,541
Urban Development Tax	13,42,779	10,06,755
Total	1,94,27,447	2,72,08,244

	2015-16 (Amount in Rs.)	2014-15 (Amount in Rs.)
Schedule-22		
ASSIGNED COMPENSATION		
Octroi Compensations	11,46,55,000	10,42,34,000
Entertainment tax compensation	-	-
Total	11,46,55,000	10,42,34,000

	2015-16 (Amount in Rs.)	2014-15 (Amount in Rs.)
Schedule-23		
RENTAL INCOME FROM MUNICIPALE PROPERTIES		
Income from Rent and The Bazari	1,67,800	37,300
Rent Income From Shops	8,74,830	10,21,576
Town Hall and Sabha Bhavan Rent	95,245	17,000
House Rent - Karmchari	62,042	46,240
Total	11,99,917	11,22,116


	2015-16 (Amount in Rs.)	2014-15 (Amount in Rs.)
Schedule-24		
FEES AND USER CHARGES		
Advertisement Income	14,32,917	10,98,916
Application Form Charges	87,116	34,420
Birth-Death Certificate Charges	33,796	17,551
Building Construction Anugya	14,10,344	10,00,493
Cattle House	-	-
Copy Fees	44,676	40,934
Income From Tender Forms	12,63,440	6,67,960
Laghu Yantralay Income	12,174	8,487
License fees Construction and Development Work	-	-
Marriage Bhawan Registration charges	25,750	31,500
Marriage Registration	67,400	32,749
Mobile Tower Registration	73,460	31,100
Other Certificates	1,75,878	48,652
Rajasthan Municipal Council Regu.	1,43,679	1,34,918
Road Cutting Income	29,33,185	1,50,700
Safety Tank Cleaning Charges	11,814	
Street Vender Policy	-	-
Tanker Charges	-	7,020
Vividh Income	13,31,459	11,26,198
Total	90,47,088	44,31,598

For-Pavan Kumar & Associates
Chartered Accountant

Pavan Kumar
CA Pavan Kumar
M No 979387

	2015-16 (Amount in Rs.)	2014-15 (Amount in Rs.)
Schedule-25		
REVENUE GRANT, CONTRIBUTION, SUBSIDIES		
13th Vit Aayog Anudan	-	56,90,000
14th Vit Aayog Anudan	2,22,10,000	-
Annual Aid by Govt.	-	-
Awasan Mandal Recpt.	3,62,48,000	-
BPL Avas Anudan	-	-
BPL Saree Kambal Anudan	-	-
BRGF Receipts	8,73,834	1,11,39,652
Dirty Water Cleaning- Reciept	23,06,800	-
IDSMT Yojna Receipts	10,58,35,697	70,31,496
IHSDP-Yojna Receipts	-	57,400
Megha awas - Lease	9,73,636	-
MP MLA Fund	20,00,000	4,00,000
Rain Basera Anudan	-	-
Rajya Vit Ayog Anudan	3,18,42,000	3,64,29,000
Sahri Jan Sahbhagi Yojna	-	-
SJSRY Receipts	-	14,14,452
Sochalay Survey	-	-
Electricity Anudan - (Govt. adjustment)	1,56,37,000	3,83,91,000
Special Anudan	8,50,000	-
Swachhata Abhiyan- Anudan Recpt.	1,86,95,000	-
UIDSSMT Earned Rajsav	-	9,42,95,548
Total	23,74,71,967	19,48,48,548


	2015-16 (Amount in Rs.)	2014-15 (Amount in Rs.)
Schedule-26		
INCOME FROM CORP. ASSET/INVESTMENT		
90A Land Acquisition	2,17,40,543	1,06,06,696
Agriculture Land Reg. Income	2,37,00,252	1,71,10,269
Bank Receipts	1,00,32,625	1,17,79,043
Dead Cattle Contract	1,87,303	58,768
IDSMT Land Sale	-	-
Immovable Property Transfer Charges	6,95,211	6,21,705
Interest on Corporation Investment	-	-
Kachhi Basti Niyaman	-	-
Land Sale and Contract	9,38,86,167	4,60,62,122
Other- Building Interest	1,329	9,926
Other Interest	-	-
Personal Deposits Income	8,07,044	17,58,876
Receipt form Jaipur Development Authority For Sale of Land	-	-
Sale Of Manure	-	-
Strip Land Income	-	-
Vivid- Land Use Conversion Charges	15,53,943	17,96,516
Total	15,26,04,417	8,98,03,921

For-Pavan Kumar & Associates
Chartered Accountant

GA Pavan Kumar
M.No. 079387

	2015-16 (Amount in Rs.)	2014-15 (Amount in Rs.)
Schedule-27		
MISCELLANEOUS INCOME		
BPL Avas Anudan - (Short Recpt. From Govt.) (Trans. To Due A/c)	-	1,45,000
Cleaning of Gutters	-	-
Income From Maintenance of Sewer	-	-
Land Annual Lease Premium	17,87,343	20,37,785
Material Deduction	-	-
Other Reciepts (Group Insurance)	21,713	-
Other Regulations/Act	10,611	9,615
Penalties	-	-
Penalties under Different Act & Rules	-	-
Sahari Jamabandi	-	-
Total	18,19,667	21,92,400


	2015-16 (Amount in Rs.)	2014-15 (Amount in Rs.)
Schedule-28		
ESTABLISHMENT EXP.		
Bonus	7,07,883	7,24,815
Corporator (Parishad) Allowance	11,92,086	7,66,861
Leave Pension contribution	-	-
Medical Allowance	3,74,973	3,27,139
Pension for Employed after 01-01-2004	6,67,742	5,81,538
Pension for Employed before 01-01-2004	72,94,571	67,11,889
Prati niyukti Adhikari Pension	-	-
salary and Other Payment	8,61,30,672	7,55,50,323
Travelling Allowance	1,96,352	97,038
Travelling Reimbursement	-	-
Uniform Allowance	3,37,715	3,40,332
Uniform Exp.	4,19,483	3,79,290
Updan- Grautuity	30,10,118	27,74,382
Vahan Allowance	5,592	7,065
Total	10,03,37,187	8,82,60,672

	2015-16 (Amount in Rs.)	2014-15 (Amount in Rs.)
Schedule-29		
GENERAL ADMINISTRATION EXP.		
Advertisement Expenses	44,05,238	29,99,206
Audit fees	1,71,000	54,000
Books and Newspaper Exp.	43,819	-
Cleaning & Garbage Transportation on Contract	-	-
Computer Exp.	2,29,675	2,19,240
Contingencies Expenses	49,91,556	49,85,700
Contract Vehicle Expenses	4,93,320	2,96,738
Corporation Liabilities	-	-
Court Expenses	3,30,849	1,49,410

For-Pavan Kumar & Associates
Chartered Accountant

CA Pavan Kumar
M.No.079387

	2015-16 (Amount in Rs.)	2014-15 (Amount in Rs.)
Schedule-29		
GENERAL ADMINISTRATION EXP.		
Dress	-	-
Electricity Exp.	-	8,66,568
Fax Exp.	-	62,317
Medicine and Finayal Exp.	8,85,950	3,75,990
Membership Exp.	8,000	8,000
Petrol and Diesel Exp.	23,95,986	22,96,098
Postage Exp.	12,500	19,399
Printing Exp.	4,77,599	4,16,020
Service Tax & Others	-	-
Stationery Exp.	55,450	4,52,546
Telephone and Mobile Exp.	53,377	67,280
Vehicle Insurance	1,94,004	1,60,525
Water Exp.	4,60,032	3,48,805
Total	1,52,08,355	1,37,77,842


	2015-16 (Amount in Rs.)	2014-15 (Amount in Rs.)
Schedule-30		
PUBLIC WORKS		
13th Vitt Ayog Anudan Exp.	-	1,07,83,010
14th Vitt Ayog Anudan Exp.	2,27,55,776	-
Agnishaman Yantra Exp.	-	90,000
BPL Avas Anudan Exp.	-	1,45,000
BPL Saree Kambal Anudan Exp.	-	-
Building Capacity Plant/Training	-	-
Computerization for Kacchi Basti	-	-
Development and Maintenance of kacchi Basti	-	-
Electricity Exp. (Govt. Entry)	1,56,37,000	3,83,91,000
Electricity Lines Contract Exp.	-	-
Electricity Material Purchase	77,43,627	1,32,13,933
Exp. On Playing Material	-	-
Expenditure on Cleaning Contract	1,98,44,711	1,99,69,220
Expenditure on Udhyan Development Exp.	12,43,972	45,48,795
Expenditure.On Bawari Jirnoudhar	-	-
Expenses against MP, MLA Fund	17,72,837	-
Expenses on Damkal Diesel Exp.	2,10,346	-
Maintenance of Road and Pull	3,00,94,331	1,49,49,859
Other Development Work	4,94,469	4,49,355
Other Tractor, Trolly and Vehical Berag Exp.	2,53,781	3,73,655
Plant Development Work	49,18,091	24,99,030
PSP and Water Hut Exp.	5,90,560	2,92,575
Purchase of Vehical Berag	-	29,74,340

For-Pavan Kumar & Associates
Chartered Accountant

CA Pavan Kumar
M.No.079387

	2015-16 (Amount in Rs.)	2014-15 (Amount in Rs.)
Schedule-30		
PUBLIC WORKS		
Rajya Vit Aayog Exp.	2,29,95,609	1,47,00,251
Rehabilitation of Kachhi Basti	-	-
Repairing Exp. Of Residential Public Building	17,27,821	10,36,182
Repairing of Damkal Vahan	14,985	52,354
Repairing of Garage Vehical Exp.	7,86,725	8,55,236
Road Light Contract	70,87,682	59,73,621
Sahari Sondrayakaran	2,98,14,055	1,99,79,488
Sahari Jan Sahbhagi Yojna Exp.	21,000	13,71,276
Sarv Raksha And Other Exp.	3,12,750	1,90,000
Sewerage and Drainage Repairing Exp.	2,16,23,690	2,00,59,317
Sarvekshan and Chitrangan Upkaran	9,95,892	-
Vehel Beroj Karya Exp.	10,65,750	-
Vehicle on Contract Exp.	93,924	-
Housing Board Yojana Exp.	5,49,240	-
Books and Periodicals	6,589	-
SJSRY Exp.	-	14,41,665
Electricity Bill Exp.	9,98,748	-
Damkal Water Bill Exp.	9,000	-
Swachh Bharat Mishan Exp.	1,04,47,411	1,98,21,109
Swarna Jayanti Rojgar Yojna Expenses	-	-
UIDSSMT Exp.	-	-
Work against Public Participation	-	-
Total	20,41,10,372	19,41,60,271

	2015-16 (Amount in Rs.)	2014-15 (Amount in Rs.)
Schedule-31		
MISCELLENIOUS EXPENSES		
Chara Dana Expenses	1,01,332	-
Contingencies and Other Expenses	-	-
Election Exp.	88,000	79,034
Expenditure on Festivals	29,82,497	24,90,394
Maintenance of Nigam Building	15,84,621	8,66,022
Interest on Loan from RUDIFCO	1,17,65,967	1,14,74,798
Purchase of Plant & Seeds	-	-
Sheshkar Exp.	-	24,83,332
Purchase of Tools	-	-
Total	1,65,22,417	1,73,93,580

For-Pavan Kumar & Associates
Chartered Accountant


CA Pavan Kumar
M.No.079387

Annexure

Bhamashah Yojana

Status of the Bhamashah Cards

Sl. No	Total Bhamashah cards	Distribution of Bhamashah cards	Outstanding Bhamashah cards	Cancelled if any
1	8320	6585	1200	48

Note – 535 cards were returned to the department. The distribution of outstanding cards is in progress

Status of Bhamashah seeding work

Sl. No	Name of the bodies	Total beneficiaries			Total beneficiaries as per the survey form			Seeding (%)		
		Pension	NREGA	Ration Card	Pension	NREGA	Ration Card	Pension	NREGA	Ration Card
1	Balotra Municipality	3370	0	19172	3170	0	10416	94.06	0	54.32

Information under the LokSeva Guarantee Bill 2011

(Office vide letter 19326 to 19350 dated 28th September in the described form)

Sl. No	Service	Total number of cases received	Solved cases	Re-main-ing cases	Remain-ing cases within the deadline	Cases solved within the dead-line	Cases solved beyond the deadline
1	In addition to the food license	-	-	-	-	-	-
2	Fire mitigation and all types of NOC	708	708	0	-	708	0
3	Acceptance of building plan	1028	998	30	-	998	-
4	Public health related work	-	-	-	-	-	-
5	EMD of heritage buildings	700	700	-	-	700	-
6	Birth & death certificates	6229	6229	-	-	6229	-
7	Marriage Registration and Certificate	1502	1502	0	-	1502	-
8	Name Transfer	-	-	-	-	-	-
9	Copies of documents and maps	-	-	-	-	-	-
10	Lease discharge certificate	425	105	320	-	105	-
11	Reservation of community centres	-	-	-	-	-	-

Proceedings under the Property Deformation Act

Sl. No.	Name of the body	Progress	Ward number / FIR / recovery of the property found under the Property Deformation
2	Balotra City Council	Notice have been issued to 16 companies	Ward No. 25, Ward No. 14

Staffing vacancies in the ULB

The staffing vacancies total to 173, 87 of them being safai karamchari position, followed by pracha vitrak 13 ,sub pracha vitrak -8 and drivers 8

S. No.	Designation	Sanctioned	Filled	Vacant	Vacant Since
1	Commissioner	1	1	0	-
2	Tax Assessor	1	0	1	2001
3	Assistant Accounts Officer	1	0	1	2001
4	Junior Accountant	2	0	2	2014
5	Officer Assistant	2	1	1	2013
6	UDC	3	1	2	2011
7	LDC	15	12	3	2011 & 2015
8	Steno	1	0	1	2014
9	Senior Cashier	1	1	0	2013
10	Driver	9	1	8	--
11	Revenue Officer	1	1	0	2010
12	Assistant Revenue Officer	3	0	3	--
13	Sanitation Inspector-I	2	0	2	2014
14	Sanitation Inspector-II	1	1	0	2015
15	Assistant Engineer	2	2	0	--
16	Junior Engineer (Civil)	5	3	2	--
17	Junior Engineer (Electricity)	1	1	0	2014
18	Assistant Fire Officer	1	0	1	--
19	Surveyor	1	0	1	2012
20	Technician	1	1	0	2011
21	Mate	1	0	1	--
22	Fireman	13	6	7	2014
23	Chief Fireman	3	2	1	2014
24	Driver (Fire)	7	2	5	2001
25	Mechanic (Vehicle)	1	0	1	2001
26	Octroi Guard/ Parcha Vitrak	13	0	13	2013
27	Octroi Guard/ Sub-Parcha Vitrak	9	1	8	2014
28	Octroi Guard	5	0	5	2014
29	Fourth Grade Officer	21	17	4	2014
30	Guard	3	3	0	2013
31	Head Sweeper	11	10	1	--
32	Sweeper	339	252	87	2014

S. No.	Designation	Sanctioned	Filled	Vacant	Vacant Since
33	Vehicle/ Tractor Driver	9	7	2	2013
34	Tractor Helper	4	1	3	2014
35	Gardener	2	0	2	2014
36	Lineman	2	0	2	2014
37	Library Clerk	1	1	0	2001
38	Electricity Helper	4	4	0	--
39	Executive Engineer	1	0	1	--
40	Computer Operator	1	0	1	2014
	Total	504	331	173	2014



Chairman, Vice Chairman, the list of Ward Councillors

Sl. No.	Ward No.	Name	Designation	Residence	Mobile No.	
1	19	Shri Ratanlal	Chairman	Hinglaj Mandir, near to the first street	Congress	9414108539
2	25	Shri Radheshyam	Vice Chairman	Gandhipura, Ward No. 25, Balotra	Congress	9460491775
3	1	Smt. Champa Devi	Councillor	Ramdev Tanka, Ward No. 1, Balotra	Congress	9460689082
4	2	Shri Madanraj	Opposition leader	Near to Dama Hospital, Balotra	BJP	9414108192
5	3	Shri Mulekhan	Councillor	Ramdev Colony, Balotra	Congress	9462860540
6	4	Shri Hastimal	Councillor		BJP	9414270930
7	5	Shri Pushpraja	Councillor	Near to Dama Hospital, Balotra	BJP	9414107704
8	6	Shri Dhanraj	Councillor	Behind Adarsh Vidya Mandir School	Congress	9636250250
9	7	Smt. Prabha	Councillor	Malliyon ka Vass, Balotra	Others	9414108525
10	8	Shri Rameshpuri	Councillor	Sithaniyon ka Dhora, Mallinath Ji ki Mandi, Balotra	Others	9460460551
11	9	Smt. Chandra Devi	Councillor	Moti Market, Balotara	Congress	9351833259
12	10	Shri Kanti Lal	Councillor	Pole of Hanuman Ji, Balotra	BJP	9784567308
13	11	Shri Naresh Jain	Councillor	Nayapura, Balotara	Congress	9414108000
14	12	Shri Rajesh Kumar	Councillor	NimbrikaVaas, Balotra	BJP	9414107888
15	13	Shri Pukhraj	Councillor	Siyon ka vaas kshatriyon ka morcha,	BJP	9214420291
16	14	Smt. Pushpa Devi	Councillor	Ramdware street, balotra	Congress	9413524173
17	15	Shri Devichand	Councillor	Aadarsh Colony, Balotra	BJP	9414108536
18	16	Shri Narsingh Ram	Councillor	Kumharon ka vaas, Balotra	Congress	9414384807

Sl. No.	Ward No.	Name	Designation	Residence	Mobile No.	
19	17	Shri Jahaan Aalam	Councillor	Near Lal Ji ka Than, Balotra	Others	9414754609
20	18	Smt. Pramila Devi	Councillor	Rabariyon ka Pratham Tanka, Balotra	Congress	9414493532
21	20	Shri Jeetmal Suwar	Councillor	Sutharon ki Gali, Rabariyon ka Pratham Tanka, Balotra	Congress	9460014897
22	21	Smt. Suki	Councillor	Mahadev Colony, Balotra	Congress	9413524793
23	22	Shri Hanuman urf Hadmanaram	Councillor	Meghwalo's Colony, Balotra	Others	8697212511
24	23	Shri Mangilal	Councillor	Near Mehta Hospital, Balotra	Congress	9460279074
25	24	Shri Haneef Khan	Councillor	Ward No. 33, Mugda Road, Balotra	Congress	9414755482
26	26	Smt. Reshma	Councillor	Kharodiya Chera, Balotra	Congress	9314038886
27	27	Shri Champa Lal	Councillor	Gandhipura, Balotra	Congress	9414755647
28	28	Shri Manyendra	Councillor	Gandhipura, Balotra	BJP	9414282318
29	29	Shri Shravan Kumar	Councillor	Sundesha Colony, Gandhipura, Balotra	Congress	9460087800
30	30	Smt. Kaushalya	Councillor	Hanwant Colony, Gandhipura, Balotra	BJP	9928027617
31	31	Smt. Kamla	Councillor	Samdadi Road, Bhairji ki wadi, Balotra	Others	9252199210
32	32	Shri Mangi Lal	Councillor	Zero Phartak, Bheel Basti, Balotra	BJP	9413988111
33	33	Smt. Maina Devi	Councillor	Pachpadra Road, Balotra	Others	9414384817
34	34	Shri Shaitan Singh	Councillor	Mahadev Colony, Balotra	BJP	9414282403
35	35	Smt. Dakhu Devi	Councillor	Near Hanumant Sarai, Balotra	Congress	9413306604



Name of the officials and their contact details

Sl. No.	Name of the Officials	Designation	Mobile
1	Sri Shivpal Singh	Commissioner	9414565816/ 8504915915
2	Sri Ashok Jagid	Executive Engineer	9602135607
3	Sri Karmchand Arora	Assistant Engineer	9602110857
4	Sri Radha Krishna Chowdhary	Assistant Engineer	9413167825
5	Sri Gajendra Vyasa	Revenue Officer	9414530937
6	Sri Firangilal Goswami	Junior Engineer	9414852969
7	Sri Dayal Singh	Junior Engineer	9785195641
8	Sri Deepak Gendwal	Junior Engineer	9587863428
9	Sri Arvind Kumar Sharma	Engineering subordinate (Electric)	9414292076
10	Sri Hansraj	Junior Engineer	9694556764
11	Sri Ramlal Sharma	Office assistant	9413524414
12	Sri GovindKumar Dave	Sanitary Inspector	9413525008
13	Sri BhanvarLal Dave	Junior clerk	9828698004
14	Sri TejPrakash Avasthi	Junior clerk	9460889919
15	Sri Parasmal Chauhan	Cashier cum Senior clerk	9413524080
16	Sri Rafeeq Pathan	Acting sanitary inspector	9414449711
17	Sri Javed Sheikh	Junior clerk	9950379910
18	Sri Madhusudan Charan	Junior clerk	9649462177
19	Sri Dharmendra Purohit	Junior clerk	9414673833
20	Sri Kamlesh	Junior clerk	9602978926
21	Sri Prakash Singh	Junior clerk	9468828802
22	Sri TribhuvanDan Charan	Junior clerk	9414384937
23	Sri Jaisaram	Junior clerk	9549983521
24	Sri Parasmal Goyal	Junior clerk	7568253938
25	Sri Mohan Singh	Library clerk	9828849245
26	Sri Jagdish Gharoo	Driver	9414719744
27	Sri PrabhuDayal Sharma	Driver	9413491604
28	Sri Vikrant Pawar	Driver	9414384361
29	Sri Jaalam Singh	Driver	9602660629
30	Sri Gopal	Driver	9828609394
31	Sri Piuram	Assistant handbill distributor	9928426792
32	Sri Kailash yadav	Tindal Fireman	
33	Sri Gyan Singh	Tindal Fireman	9414911728

Sl. No.	Name of the Officials	Designation	Mobile
34	Sri Omprakash	Fireman	9352870153
35	Sri Danaram	Fireman	
36	Sri Chhog Singh	Fireman	9413988077
37	Sri Lalaram	Fireman	9460843198
38	Sri Sukhdev Sant	Fireman	9413291049
39	Smt. Sumitra	Fireman	7615006773
40	Sri Radhakrishna	Fitter/Repairman	9460924709
41	Sri Kanhaiyalal	Fourth Grade Employee	298823887
42	Sri Jasraj	Fourth Grade Employee	9413503492
43	Sri Achlaram	Fourth Grade Employee	9784708457
44	Sri Krishnakumar	Fourth Grade Employee	9413291803
45	Sri Nimbaram	Fourth Grade Employee	9461241635
46	Sri Champalal	Fourth Grade Employee	9680316640
47	Sri Moolchand	Fourth Grade Employee	9414984307
48	Sri Yugraj	Junior clerk	2988226990
49	Sri Mohammad Yusuf	Fourth Grade Employee	7023046361
50	Sri Bhagaram	Fourth Grade Employee	
51	Sri Kuldeep Singh	Fourth Grade Employee	9461257136
52	Sri Aasu Singh	Fourth Grade Employee	9460363185
53	Sri Ranchhodram	Fourth Grade Employee	9460403938
54	Sri Naresh Nahar	Fourth Grade Employee	9549161282
55	Sri Mahesh Kumar	Fourth Grade Employee	8764112528
56	Sri Ghevaram	Fourth Grade Employee	9829167393
57	Smt. Pushpa Devi Ashokpuri	Fourth Grade Employee	
58	Sri Vasudev Rati	Fourth Grade Employee	7727910993
59	Sri Sanvalaram	Fourth Grade Employee	9414756950
60	Sri Khangaram	Electric Helper	9468551546
61	Sri Munnaram	Electric Helper	9672750388
62	Sri Jitendra Jawa	Electric Helper	9413524981
63	Sri Bheemaram	Electric Helper	8107444578
64	Sri Ganpatdan	Watchman	
65	Sri Hemaram	Watchman	9461523454
66	Sri HeeraRam	Watchman	



Service Level Benchmarks

Water Supply Indicators

Sl.No	Benchmarks	Unit of Measurement	Current 2015-16	Target 2015-16	Target 2016-17
1	Coverage of water supply connections	100%	70	70	74.87
2	Per capita water supply	135lpcd	60	60	119.54
3	Extent of metering water connections	100%	100	100	98.86
4	Extent of non - revenue water	20%	0	0	0
5	Continuity of water supply	24 hours	26	26	21
6	Quality of water supplied	100%	96	96	97.33
7	Efficiency in redressal of customer complaints	80%	78	78	80
8	Cost recovery in water supply services	100%	82	82	84.69
9	Efficiency in collection of water supply related charges	90%	0	0	0

Sewerage and Sanitation Indicators


Sl.No	Benchmarks	Unit of Measurement	Current 2015-16	Target 2015-16	Target 2016-17
1	Coverage of toilets	100%	86	87	88
2	Coverage of sewage network services	100%	49.63	40	55
3	Collection efficiency of the sewage network	100%	0	0	0
4	Adequacy of sewage treatment capacity	100%	0	0	0
5	Quality of sewage treatment	100%	0	0	0
6	Extent of reuse and recycling of treated sewage	20%	0	88	0
7	Efficiency in redressal of customer complaints	80%	87.87	0	90
8	Extent of cost recovery in sewage management	100%	0	0	0
9	Efficiency of collection of sewage charges	90%	0	0	0

Solid Waste Management Indicators

Sl.No	Benchmarks	Unit of Measurement	Current 2015-16	Target 2015-16	Target 2016-17
1	Household level coverage of solid waste management	100%	78	73	80
2	Efficiency of collection of municipal solid waste	100%	97.08	93	98
3	Extent of segregation of municipal solid waste	100%	0	0	0
4	Extent of municipal solid waste recovered	80%	0	0	0
5	Extent of scientific disposal of municipal solid waste	100%	0	0	0
6	Efficiency of redressal of customer complaints	80%	80	83	83
7	Extent of cost recovery in SWM services	100%	0	0	0
8	Efficiency in collection of SWM charges	90%	0	0	0

Storm Water Drainage Indicators

Sl.No	Benchmarks	Unit of Measurement	Current 2015-16	Target 2015-16	Target 2016-17
1	Coverage of Storm water drainage network	100%	30.23	25	35
2	Incidence of water logging/flooding	0	0	0	0

A stylized, abstract map of a city or town, rendered in various shades of blue and white. The map shows a network of streets and building footprints, with some areas containing small white dots representing trees or parks. The overall style is clean and modern.

Nodal officer/ Commissioner

Shivpal Singh Rajpurohit : +91 94145 65816

Municipal Council Balotra, Jodhpur Road, Balotra-344022

Phone : 02988-220043, E-mail : mbbalotra@yahoo.co.in