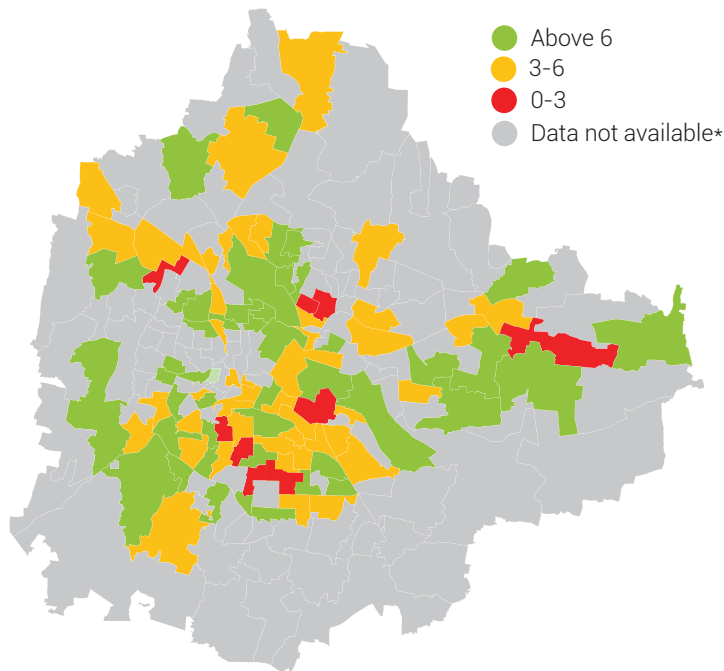


### Are there enough Public Toilets in Bengaluru?

#### ◆ Ward Scores of Public Toilets



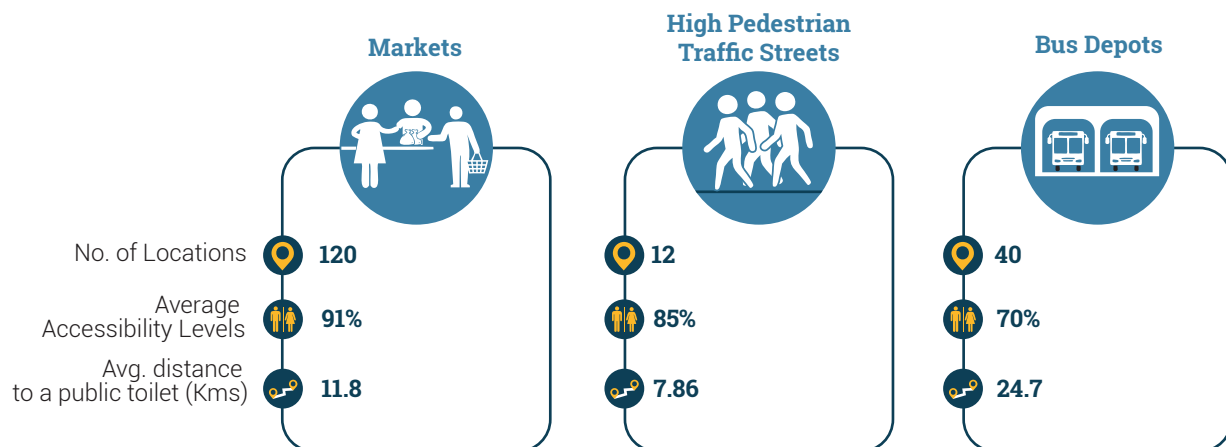
\* As per the list of public toilets available on BBMP website

Bengaluru has a population of 8.4 million\* (current unofficial estimates are about 12 million) and is serviced by 2838 public toilet seats or 473 public toilet complexes across the city. The National Guidelines set by the Swachh Bharath Mission (SBM) for Public Toilets that cater to a floating population of 500,000 in cities, prescribes 1 toilet seat per 100 men and 2 per 100 women. Bengaluru falls short by almost 1100 Public Toilet complexes.

For a city to have a good Quality of Life, public toilets need to specifically cater to the requirements of both residents and the floating population in places such as markets, bus stations, tourist places and other public areas with high pedestrian traffic.

The IChangeMyCity survey in Bengaluru found that in wards with high pedestrian traffic streets and markets, BBMP has done an excellent job in ensuring that toilets are easily available; however in nearly 10 wards with 11 major bus depots, there are no public toilets at all.

\* As per 2011 census



#### ◆ Distribution Of Public Toilets

At a ward level, the inner wards again just like any other public amenities, have a majority of public toilet facilities with, 85% of the total available infrastructure. Similarly, at a city level, we find that public toilets are both inadequate and inaccessible to the average citizen.

\* Assumption 1 toilet complex contains 3 male and 3 female toilet seats.



Supported by

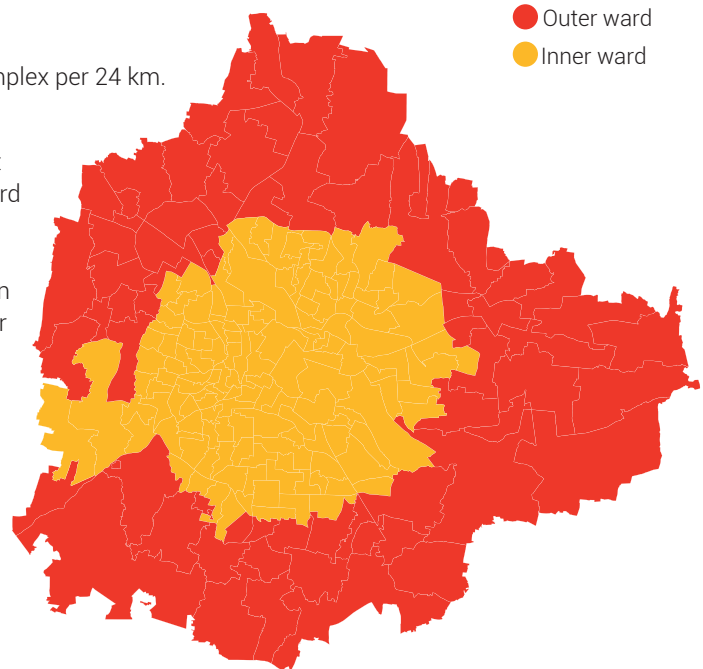
## ◆ Swachh Bharath Mission (SBM) guidelines indication



↓ With a floating population of 5 lakh, Bengaluru falls short of almost 1100 toilet complexes

### What is the accessibility of Public Toilets in Bengaluru?

- SBM guidelines indicate that Bengaluru requires about 1 toilet complex per 7 km street length.
- However, at a city level, currently there is only 1 toilet complex per 24 km.
- 43 inner wards meet or exceed this benchmark - the best performing ward is Sudhama Nagar ward having 28 toilet complexes, followed by Dharamaraya Swamy Temple ward with 22 toilet complexes.
- Almost 85% of the existing toilet complexes are located in inner wards, leaving outer wards with inadequate number of complexes.
- Surprisingly, in spite of this higher concentration in inner wards, of the 64 wards that do not have a single public toilet within their limits, 42 wards are inner wards, which are densely populated and account for 61% of the total population.



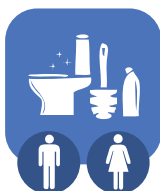
### Are the Public Toilets clean enough?

In terms of quality, 3 toilet complexes (2 privately maintained and 1 maintained by BBMP) scored 10



- ✓ Pattabhiram Nagar
- ✓ Bharathi Nagar
- ✓ Attiguppe

#### Usable toilets



76% 70%

#### Adequate lighting



59% 58%

#### Functional flushes



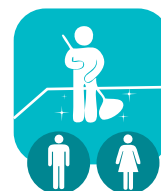
10% 6%

#### Washbasins



63% 42%

#### Clean floors



47% 47%

#### Dustbins




13% 12%

The absence of functional flushes in the toilet complexes will result in unhygienic conditions and is a health hazard. Only 10% of male and 6% of female toilets have functional flushes. This also extends to the absence of dustbins in most toilets

Supported by

## Is there enough money being spent on Public Toilets?



In the last financial year, **BBMP spent over 5 Cr.** on public toilets of which **60% went towards building new toilets and 40% went towards maintaining existing toilets** (60% of this expenditure was in inner wards.)

However, in order to meet SBM guidelines, **BBMP needs to invest an additional 51 Cr.** in construction of new toilets. The good news is that in the 2017-18 budget, **BBMP has planned to build 1000 Public Toilets at 51 Cr.**

This year for the Construction of New Public Toilets, BBMP had raised Job Codes worth Rs. 3. 83 Crores. 80 Tenders were floated by BBMP for Public Toilets related development works (repair and renovation of public toilets) for Rs. 9.2 Crores.

According to the BBMP Bill Register, Rs. 7. 71 Crores amount was paid to contractors for Public Toilets related development works.

*\* BBMP bill register dated Sept 30th 2017*

## Ways by which the BBMP can improve the Quality and Accessibility of Public Toilets?

### PPP Agreement (Score) BBMP Maintained (Score)

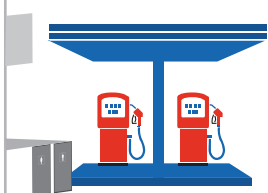


7.4 6.8




5.9 5.5

148 public toilets are maintained by BBMP, and 76 public toilets are privately maintained. Our survey indicates that overall public toilets maintained through a PPP agreement provide better quality of infrastructure over those maintained by BBMP directly under the SBM guidelines




Mandate the 370 petrol stations to make toilets accessible to public (similar to existing National Highway mandate). This will bring down the cost of building new toilets by 5.5 Cr



Build toilets in existing parks and playgrounds where adequate land is available



The BBMP could also consider the installation of portable Public Toilets in strategic locations



Additionally, if toilets are opened in all the existing 1,311 open-spaces owned by BBMP, land acquisition cost can be reduced and the accessibility levels will drastically improve to 1 toilet complex per 6 km (inner wards - 1 toilet complex per 3 km and 1 toilet per 12 km)

Supported by

## Fun Facts




Sudhama Nagar ward has  
**28 toilet complexes** :  
One toilet complex per km



**2 Female toilets that scored a 10 :**  
One in Pattabhiram Nagar (Ward No:168) and  
Another in Subramanya Nagar (Ward No: 66)



**3 Male toilets that scored a 10 :**  
One each in Cottonpete (Ward No: 120),  
Bharati Nagar(Ward No: 91)  
and Attiguppe (Ward No:132)



## About the survey

The list of Public Toilets was obtained from the BBMP. All the locations were geocoded on the map and duplicates were eliminated. A total of 473 toilet complexes were physically surveyed. The survey consisted of 10 questions for male and female public toilets. Data from each survey was validated with the help of geo-tagged pictures and surveys were repeated in case of discrepancies. The entire survey was undertaken over a 2 month period and concluded in January 2017. The Public Toilets were scored objectively on a scale of 10.

## List of survey questions

- ▶ Is the toilet open?
- ▶ Are there separate Male and Female toilets?
- ▶ Are the pots unclogged (are they clean)?
- ▶ Do all cubicles have functional latches?
- ▶ Is there a nameboard that reads Public Toilet?
- ▶ Are light fixtures available inside the toilet?
- ▶ Is there running water in the washbasin taps?
- ▶ Is the toilet floor clean?
- ▶ Are light fixtures available at the entrance?
- ▶ Are all flushes in the toilets functional?