



About Janaagraha Centre for Citizenship and Democracy

Janaagraha is a Bengaluru-based not-for-profit institution working to transform the quality of life in India's cities and towns. It defines quality of life as comprising quality of infrastructure and services, and quality of citizenship. To achieve its mission, Janaagraha works with councillors and citizens to catalyse active citizenship in city neighbourhoods, and with governments to institute reforms to city-systems. Janaagraha has worked extensively on urban policy and governance reforms for over two decades including on JnNURM, and with the XIII, XIV and XV Finance Commissions, Second Administrative Reforms Commission, Comptroller and Auditor General of India, NITI Aayog/Planning Commission, Ministry of Housing and Urban Affairs (MoHUA), as well as the state governments of Odisha, Uttar Pradesh, Tamil Nadu, Rajasthan, and Assam.

Find out more at www.janaagraha.org.

Authors:

V R Vachana

Head – Municipal Law and Policy

Mythreyi Mugundan,

Senior Associate - Municipal Law and Policy

Priyanka Tibrewal

Associate – Municipal Law and Policy

Aishwarya R

Associate – Municipal Law and Policy

Design



Annual Survey of India's City-Systems (ASICS) 2023 can be accessed [here](#).

Attribution: Please cite this report with the acknowledgement – "Annual Survey of India's City-Systems (ASICS) 2023: Janaagraha Centre for Citizenship and Democracy."

Annual Survey of India's City-Systems

2023

Shaping India's Urban Agenda

DATA BOOK

Contents

The systemic nature of India's urban challenges	08
.....	
About Annual Survey of India's City-Systems (ASICS)	10
.....	
Methodology of ASICS 2023	13
.....	
Evaluation criteria of ASICS 2023	20
.....	
Data Tables	37
.....	
Abbreviations	143
.....	
Annexure	144
.....	

List of Tables

Table number	Name of the table	Page number
1	Evaluation criteria: Urban planning and design	20
2	Evaluation criteria: Urban capacities and resources	26
3	Evaluation criteria: Empowered and legitimate political representation	29
4	Evaluation criteria: Transparency, accountability and participation	34
5	Mandate for state spatial planning board and their power to approve regional SDPs	37
6	Mandate for three-tiered plan	38
7	Mandate for participation of all parastatals/ agencies in plan preparation	39
8	Mandate for clear definition of objectives and contents of each level of plans	41
9	Mandated authority for decentralised plan approval	42
10	Mandate for constitution of planning and development authority for new towns or special developments	43
11	Mandate for modifications to notified SDPs	45
12	Provisions on incentives for green buildings	46
13	Mandate for creation of sectoral plans	48
14	Mandate for specifications for the execution of urban projects	49
15	Mandate for land titling and land pooling policies	51
16	Mandate for plan enforcement	52
17	Mandate for public participation in plan preparation and public scrutiny of plan	54
18	Power of city governments over taxation	55
19	Power of city government to raise borrowings and invest surplus monies without prior approval of the state government	57
20	Mandate to prepare Medium-Term Fiscal Plan (MTFP)	58
21	Mandate for external audit of annual accounts	59
22	Mandate for Double Entry Accrual Based Accounting System (DEABAS)	61
23	Constitution of SFC in a timely manner	62
24	Mandate for minimum tenure of municipal commissioner	63
25	Mandate for performance management system in the city government	65
26	Mandate for dedicated municipal cadre	66
27	Mode of mayoral election and tenure of mayor	67
28	Power of city government to appoint municipal commissioner	68
29	Power of city government over municipal staff	70
30	Constitution of Metropolitan Planning Committee (MPC)	72
31	Status of devolution of functions under the Twelfth Schedule of the Constitution across all states	74
32	Power of city government to approve city budget	86
33	Mandate for training elected officials	87
34	Constitution of SEC and empowerment of SEC to delimit wards	88
35	Mandate for city elected officials to disclose their income and assets and interests in public works and contracts	89
36	Status of Public Disclosure Law (PDL)	91

Table number	Name of the table	Page number
37	Compliance with model PDL	92
38	Mandate for adoption of open data standards policy	94
39	Status of Community Participation Law (CPL)	95
40	Mandate for participatory budgeting in cities	97
41	Mandate for internal audit in city governments and publishing the internal audit report	98
42	Mandate for digital governance roadmap in city governments	99
43	Mandate for guaranteed public service delivery Acts	100
44	Mandate for publishing citizen charter by city governments	102
45	Mandate for local body ombudsman	103
46	Powers of local body ombudsman	104
47	Definition of statutory towns across 28 states in India	106
48	Summary of district urbanisation patterns in India	110
49	State-wise list of districts that are more urbanised than the national average	110
50	State-wise list of districts that are significantly less urbanised than the state average	115
51	Status of active master plan across capital cities	120
52	Status of sectoral plans across capital cities	121
53	Municipal budget variance of 10 select cities	122
54	Staff per lakh population across select cities	125
55	Inactive city-councils across 35 states and UTs in India	126
56	Salaries/honorariums of MPs, MLAs, mayors, and councillors of 10 states in India	127
57	Comparison of tenure and mode of elections of panchayat presidents and mayors	128
58	Representation of women in India's city councils	129
59	Voter turnout in parliamentary, assembly and city elections in India's capital cities	131
60	Mandates for 'ward' and 'wards' committee structures across 35 states /UTs in India	132
61	Status on the implementation of ward committees across 35 states /UTs in India	135
62	Availability of civic data across capital cities in India	136
63	Availability of civic data in open data format across capital cities in India	138
64	Union budgetary allocations to MoHUA	142
65	Town and Country Planning Acts of 35 states/UTs of India	144
66	Municipal legislations of 35 states and UTs of India	145
67	Other allied legislations	147
68	Rules	150
69	Policies and schemes	153
70	Notifications	153
71	Other documents	153

1

The systemic nature of India's urban challenges

From floods and garbage crises to power cuts and pollution, so many of the issues that our cities and towns face repeat like a broken record, over and over again. One could say that our cities are not faced with a hundred different problems but the same problems repeated a hundred times.

To address these recurring urban challenges, we need to fix the root causes that lie within city-systems. Janaagraha's 'city-systems' framework consists of four distinct but interrelated components that together make up urban governance – Urban Planning and Design (spatial planning, land, and design of public spaces), Urban Capacities and Resources (finance, staffing, performance management, and digitalisation in city governments), Empowered and Legitimate Political Representation (empowered and accountable mayors and councils) and Transparency, Accountability and Participation (citizen participation in neighbourhood-level governance).



We believe fixing India's city-systems is a necessary pre-condition for a better quality of life and for preserving and nurturing the natural environment of our cities and towns.



City-systems Framework



City-systems are the root causes underlining quality of life in cities

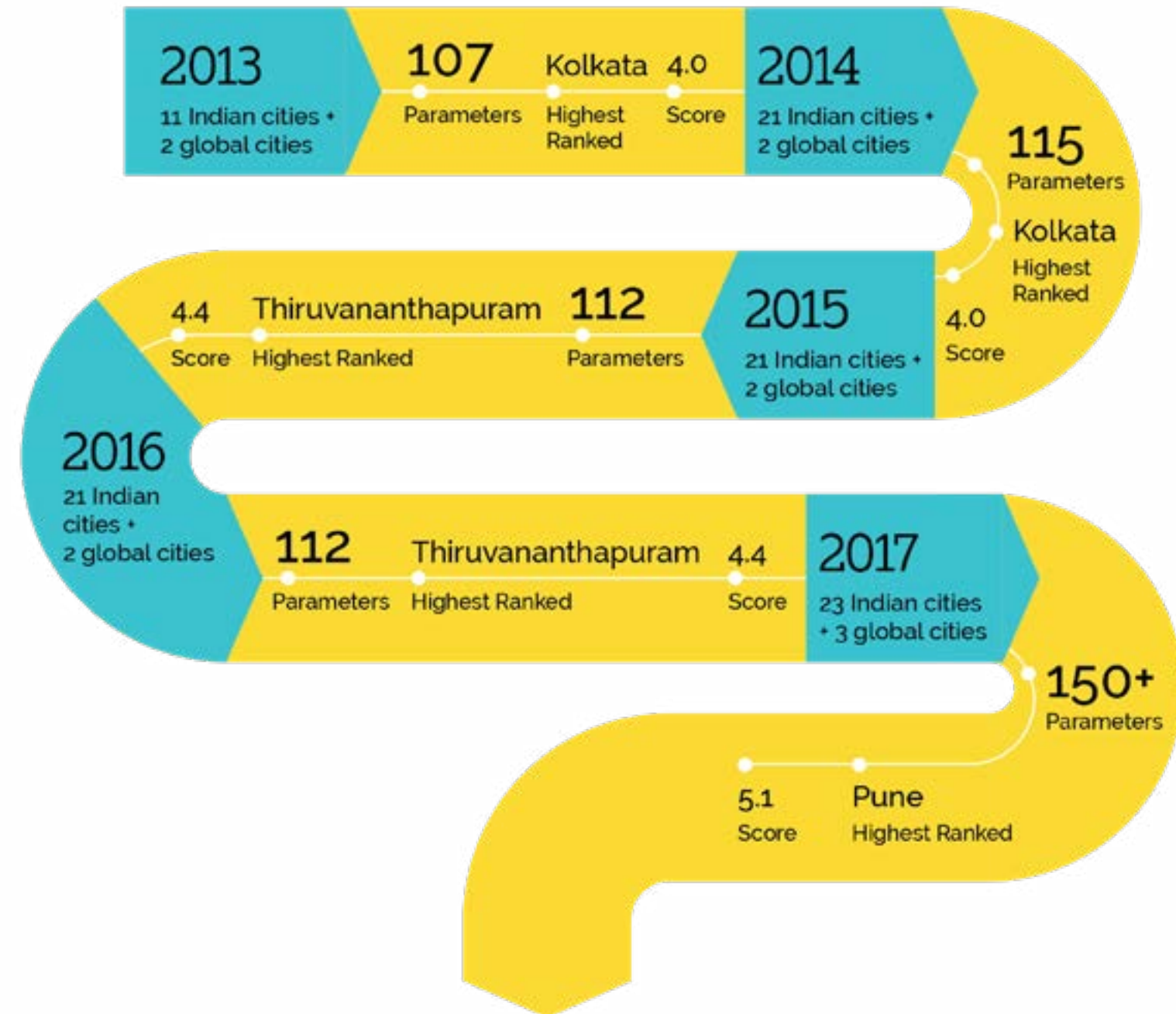


About Annual Survey of India's City-Systems (ASICS)


Annual Survey of India's City-Systems (ASICS) evaluates the quality of governance in cities. ASICS does not focus on the quality of life that citizens experience in their everyday lives in Indian cities. Instead, it seeks to serve as an annual health check-up of the quality of laws, policies, institutions, and institutional processes underlying the quality of life in our cities.

Since its first edition in 2013, ASICS has expanded its coverage and strengthened its methodology. In its past editions, ASICS evaluated cities by scoring them on a scale of 0 to 10. The ASICS score of a city is an indication of the health of its governance systems and therefore its ability to deliver a good quality of life in the medium to long term. Further, global cities such as New York, London, and Johannesburg (in 2017) were added to the study to serve as reference points for India's cities.

ASICS over the years




The key messages from ASICS since its first edition in 2013 have remained consistent. The pace of city-systems reforms in India has been painfully slow, and India's cities are caught in a bad status quo. It also highlights that state governments need to take leadership on city-systems reforms, and not rely only on the schemes and missions of the union government. Further, it identifies that India needs to address the following five systemic challenges in order to deliver a better quality of life to citizens in a sustainable manner.



Lack of a modern, contemporary framework of spatial planning of cities and design standards for public utilities



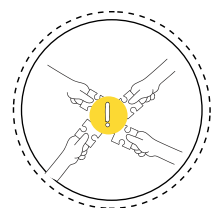
Weak finances, both in terms of financial sustainability and financial accountability of cities



Poor human resource management, in terms of number of staff, skills and competencies of staff, organisation design, and performance management



Powerless mayors and city councils, and severe fragmentation of governance across municipalities, parastatal agencies, and state departments



Absence of systematic citizen participation and transparency.



3

Methodology of ASICS 2023

[ASICS 2023](#) evaluates the quality of urban laws (municipal acts and town and country planning acts) of all 35 states/Union Territories (UTs) in India¹ through 52 questions using the city-systems framework. Further, to make the study more relevant, 25 additional data sets were analysed. For example, data on implementation aspects such as cities with active master plans, ward committees, disclosure of civic data by cities, as well as data that offers perspectives on India's urbanisation such as the definition of urban in India, and district urbanisation patterns basis Census 2011, etc. The Comptroller Auditor General's (CAG) performance audit reports on the implementation of the 74th CAA across 13 states² were also analysed. Cities in India are principally governed by respective state municipal acts and town and country planning acts. An evaluation of the quality of these acts along with allied acts such as community participation law or public disclosure law (where they are separate), policy documents such as open data policy give a comprehensive understanding of the quality of urban governance in India from a root-cause perspective.

1. Excluding Lakshadweep which does not have a statutory town and a municipal legislation

2. Assessment based on CAG performance audit reports on the implementation of 74th CAA of 13 states including Chhattisgarh, Haryana, Himachal Pradesh, Karnataka, Kerala, Madhya Pradesh, Maharashtra, Manipur, Punjab, Rajasthan, Tamil Nadu, Tripura, and Uttarakhand. The audit period was from 2015-2020 excluding Kerala whose audit period was 2015 - March 2021. A total of 470 cities across 13 states were covered in these audits.



Components of city-systems framework	Number of questions
Urban Planning and Design (UPD)	19
Urban Capacities and Resources (UCR)	11
Empowered and Legitimate Political Representation (ELPR)	11
Transparency, Accountability and Participation (TAP)	11
Total questions	52

The details of evaluation criteria are provided in [chapter 5](#).

The evaluation questions were primarily drawn from Janaagraha's experience of over two decades in urban governance reforms. We have also used key laws, policies, and administrative reports as a basis for framing questions including the 74th Constitutional Amendment Act, Reports of the second Administrative Reforms Commission, Report of the 14th Finance Commission, the National Urban Spatial Planning and Design (NUSPD) guidelines, Urban and Regional Development Plans Formulation and Implementation (URDPFI) Guidelines, reform conditions from Jawaharlal Nehru National Urban Renewal Mission (JnNURM), AMRUT, and the Smart Cities Mission. Further, the questions also align with the measures suggested by the Sustainable Development Goals (SDGs) 2030. A few examples of how the questions of ASICS 2023 questions map against SDGs are given below:

Selection of evaluation questions

ASICS 2023 evaluates the quality of municipal acts and town planning acts through 52 questions. These questions have been categorised four parts, drawing from the city-systems framework of Janaagraha: Urban Planning and Design, Urban Capacities and Resources; Empowered and Legitimate Political Representation; and Transparency, Accountability and Participation.

Urban Planning and Design

- Does the Town and Country Planning Act (T&CP) require three levels of Spatial Development Plans for cities: metropolitan, municipal and ward(s)/zonal?
- Does the T&CP act mandate the planning for city sanitation, comprehensive mobility, city resilience, sustainability social development and heritage conservation?
- Is there any provision for green buildings in cities?



Urban Capacities and Resources

- Are the annual accounts of the city government mandated to be audited by an independent/external agency?
- Are the city government officials mandated to undergo induction and periodic training?



Empowered & Legitimate Political Representation

- Is the city government responsible for providing all functions and services it is mandated to as per the 74th Constitutional Amendment Act (CAA)?
- Are locally elected officials required to publicly disclose their income and assets, and their interests (in public works and contracts taken up by their immediate family)?



Transparency, Accountability & Participation

- Has the state enacted the Public Disclosure Law (PDL) and have the rules implementing the PDL been notified?
- Are the city governments mandated to have a participatory budgeting process in place?
- Has the state mandated guaranteed public service delivery to citizens?
- Does the state provide for the constitution of an ombudsman for the city governments to cater to service-related issues as well as corruption/maladministration?



Make cities and human settlements inclusive, safe, resilient, and sustainable



Take urgent action to combat climate change and its impacts



Promote peaceful and inclusive societies for sustainable development, provide access to justice for all and build effective, accountable and inclusive institutions at all levels



Strengthen the means of implementation and revitalize the global partnership for sustainable development

Data collection

Data collection has spanned over a period of twelve months, from December 2021 – December 2022. The latest amendments in laws and policies have been factored in and we have taken care to ensure that the data collected in the early months was re-checked for its latest available form up to the cut-off date of 31st December, 2022.

In certain cases, when copies of laws/policies were not available in the public domain, we also relied on information received from government officials through phone or e-mails.

For a detailed break-up of sources, please refer to the [Annexure](#).

Additional data analysis

In addition to the core assessment of urban laws, to make the study more relevant 26 additional data sets were explored and analysed, to supplement the core assessment. These are enlisted below:

Sl. No.	Data	Cut-off date
1	Analysis of the definition of statutory towns across 35 states /UTs in India	1st March 2023
2	Analysis of the definition of urban in India and across select countries	1st March 2023
3	Status of active master plan and sectoral plans in the capital cities of India	30th March 2023
4	Urban definition of statutory towns across 35 states /UTs in India	1st March 2023
5	Municipal budget variance over seven years of 16 select cities	31st July 2023
6	Constitution of State Finance Commissions (SFCs) across capital cities of India	31st July 2023
7	Staff per lakh population across select cities across India and the globe	2017
8	Status of elections across 4,700 plus cities in India	16th September 2021
9	Salaries/honorariums of MPs, MLAs, mayor, and councillors of 10 states of India	31st October 2022
10	Comparison of tenure and mode of elections of panchayat presidents and mayors	31st July 2023
11	Representation of women in India's capital cities	31st July 2023
12	Voter turnout in parliamentary, assembly, and city elections in India's capital cities	1st March 2023
13	Assessment of the role of district collector in cities of 10 states in India	1st March 2023
14	Assessment of various committees in the city government as per municipal legislations across 10 states	31st October 2022
15	Mandates for 'ward' and 'wards' committee structures across 35 states /UTs in India	1st March 2023
16	Status on the implementation of ward committees across 35 states /UTs in India	1st March 2023
17	Status of availability of civic data on city government websites	31st July 2023
18	Status of availability of civic data in open data format in the capital cities of India	31st July 2023
19	Analysis of nature of amendments to municipal legislations across India	31st December 2022
20	Analysis of ward population basis Census 2011	2011
21	Analysis of district urbanisation patterns basis Census 2011	2011
22	Analysis of city size (population) basis Census 2011	2011

Sl. No.	Data	Cut-off date
23	Analysis of CAG's performance audit reports on the implementation of the 74th CAA across 13 states (for which reports are available on the public domain)	31st July 2023
24	Analysis of the implementation of the key provisions of the 74th CAA in the capital cities of India	31st July 2023
25	Analysis of union budgetary allocation to MoHUA	31st July 2023

Note

1. In the ASICS 2023 report, the term 'city', 'city government' and 'municipality' are used to refer to an Urban Local Body (ULB).

2. Cities are categorised for further analysis based on the population as follows:

Categorisation	Population range
Mega cities	>4 million
Large cities	1 – 4 million
Medium cities	0.5 – 1 million
Small cities	<0.5 million

3. The rate of urbanisation of state and districts are classified on the following basis: The categorisation of rate of urbanisation as low, medium, high and very high is based on quartiling of states' rate of urbanisation across India. States whose rate of urbanisation falls in the first quartile have been categorised as low, in the second quartile as medium, in the third quartile as high and in the fourth quartile as very high.

Similarly, the categorisation of district rate of urbanisation as low, medium, high and very high is based on quartiling of rate of urbanisation of district in each state. Districts whose rate of urbanisation falls in the first quartile have been categorised as low, in the second quartile as medium, in the third quartile as high and in the fourth quartile as very high.

Type of quartile	Classification
First quartile	Low
Second quartile	Medium
Third quartile	High
Fourth quartile	Very high

Additionally, districts with significantly high/low rate of urbanisation have been identified as those with >15% difference between the district and state's rate of urbanisation.

4 Evaluation criteria of ASICS 2023

This chapter provides the details of the evaluation criteria followed in ASICS 2023 through 52 evaluation questions.

Table 1 | Urban Planning and Design

Sl. No	Question	Question type	Answer type	Methodology
1	Is there a provision for a state spatial planning board that is mandated with planning policies and reforms for the state, and is it the final approving authority for Regional Spatial Development Plan (SDP)?	Law/Policy	Yes/No	Part A: Check for the existence of a town planning body with the mandate for state spatial planning and reform. Check if the state Town and Country Planning (T&CP) act has a provision for the constitution of state town planning board/trust/commission/advisory council. If the act provides for such a body with a 'may' provision (for ex. - "State may constitute..."), also, check for the constitution of a state town planning body.
2	Does the act require three levels of SDPs for cities: metropolitan, municipal and ward(s)/zonal?	Law/Policy	Yes/No	The T&CP act should mandate three levels of SDPs.
2a	Metropolitan SDP	Law/Policy	Yes/No	Check the T&CP/Metropolitan Planning Act for provisions that mandate the creation of a metropolitan plan for the metropolitan region. Relevant metropolitan authority act/urban areas development authority act can also be considered for evidence. In the case of states that do not have a metropolitan area, the act should mandate the creation of a regional plan.
2b	Municipal SDP	Law/Policy	Yes/No	Check the T&CP act for provisions that mandate the creation of a municipal SDP/master plan. Relevant urban areas development authority act can also be considered for evidence.
2c	Ward/zonal SDP	Law/Policy	Yes/No	Check the T&CP act for provisions that mandate the creation of a third tier of plan at the zone/ward level. Town planning schemes that are developed within the framework of the master plan shall not be considered.

Sl. No	Question	Question type	Answer type	Methodology
3	Does the law mandate participation of all parastatals/agencies /city governments in creation of SDPs (metro / municipal/ ward)?	Law/Policy	Yes/No	Check the T&CP act for provisions that mandate the participation of all parastatals/agencies/ city governments in creation of SDPs at all three levels with respect to its jurisdiction. The clause may either state verbatim "all parastatals/agencies/ULBs" or allude to their presence using other terminologies such as local bodies/relevant authorities. Check if the act mandates the constitution of an advisory council to advise the planning authorities on drawing up the plan. The advisory council should have representation from various civic agencies.
4	Does the Act define clearly the objectives and contents of each level of SDP?	Law/Policy	Yes/No	Check the T&CP act for provisions that detail the contents/objectives of each level of plan. Act should broadly mention what the SDP should cover at each or at any level; details of a master plan/comprehensive development plan prescribed by the law can also be considered.
5	Is there a clear decentralised procedure for approvals of each level of Plans?	Law/Policy	Yes/No	Check the T&CP act for provisions that delineate a decentralised plan approval process.
5a	Does the law mandate that the metropolitan SDP be approved by the state government?	Law/Policy	Yes/No	Check if the T&CP act/metropolitan planning act mandates the metropolitan SDPs to be approved by the state government.
5b	Does the law mandate that the municipal SDP be approved by the Metropolitan Planning Committee (MPC) (state government for small/medium cities)?	Law/Policy	Yes/No	Check if the T&CP act mandates the municipal SDPs to be approved by the metropolitan planning committee. In the case of states with no metropolitan cities, check if the municipal SDP is to be approved by the state.
5c	Does the law mandate that the ward SDP be approved by the city government?	Law/Policy	Yes/No	Check if the T&CP act mandates the zonal/ward SDPs to be approved by the city government.

Sl. No	Question	Question type	Answer type	Methodology
6	Is there a provision for the establishment of planning authorities for notified new towns or special developments?	Law/Policy	Yes/No	Check if the T&CP act has provisions for establishing a planning authority for new areas/towns notified. The state can also be considered, if the provision mandates the existing planning authority to develop a plan for the notified new area.
7	Is there a clear provision for a competent technical cell to enable preparation of the SDP for each level?	Law/Policy	Yes/No	Check if the T&CP act/urban development authorities act provides for a body (like a development authority) at each level of SDP, which would function as the technical arm for planning the city.
8	Are there provisions in the act for modifications to notified SDPs?	Law/Policy	Yes/No	Check if the T&CP act/urban development act has provisions to make modifications for the SDPs after it is notified. Provisions that enable the planning authority/state to make periodic changes (alluding to the revision or creation of a new SDP say after ten years) to the SDPs shall not be considered.
9	Has an MPC been constituted?	Law/Policy	Yes/No	Check whether the state has notified the rules for the constitution of the MPC. States that do not have a metropolitan area can be marked as NA.
10	Is there any provision for incentives for green buildings in cities?	Law/Policy	Yes/No	Check the T&CP act or any publicly available policy document (state govt/Urban Development Department (UDD)/T&CP Dept. website)/ newspaper reports/Green Rating for Integrated Habitat Assessments (GRIHA)/Leadership in Energy and Environmental Design (LEED)/ Confederation of Indian Industry (CII) websites for incentives such as rebate in property tax or charges connected to building permission/ development charges or other such incentives for construction of green buildings.
11	Does the T&CP act mandate the planning for:	Law/Policy	Yes/No	Check the T&CP and other relevant acts as prescribed below:
11a	City sanitation	Law/Policy	Yes/No	Check the T&CP/Urban Development Authority (UDA)/Municipal acts for provisions that mandate the planning authority to prepare a city sanitation plan or mandate to have a sanitation component as part of the SDP. Provisions that make such a plan optional with 'may' provision shall not be considered. In the absence of such mandates in T&CP/ relevant UDA act/municipal act, check if the state has adopted a state sanitation strategy/policy that mandates city governments to draw up a city sanitation plan.

Sl. No	Question	Question type	Answer type	Methodology
11b	City resilience	Law/Policy	Yes/No	Check the T&CP/UDA/municipal act for provisions that mandate the planning authority to prepare a disaster management/resilience plan or mandate to have a disaster management component as a part of the SDP. Provisions that make such a plan optional with 'may' provision shall not be considered. In the absence of such mandates in T&CP/ relevant UDA act/municipal act, check if the state has adopted a state disaster management act/ rules that mandate city governments to draw up a disaster management/resilience plan.
11c	Comprehensive mobility	Law/Policy	Yes/No	Check the T&CP/UDA/municipal acts for provisions that mandate the planning authority to prepare a mobility plan or mandate to have a mobility component as part of the SDP. Provisions that make such a plan optional with 'may' provision shall not be considered. In the absence of such mandates in T&CP/ relevant UDA act/municipal act, check if the state has adopted a state urban transportation policy/ strategy that mandates city governments to draw up a comprehensive mobility plan.
11d	Sustainability	Law/Policy	Yes/No	Check the T&CP/UDA/municipal acts for provisions that mandate the planning authority to prepare a sustainability plan or mandate to have a sustainability component as part of the SDP. Provisions that make such a plan optional with 'may' provision shall not be considered.
11e	Heritage conservation	Law/Policy	Yes/No	Check the T&CP/UDA/municipal acts for provisions that mandate the planning authority to prepare a heritage conservation plan or mandate to have a heritage conservation component as part of the SDP. Provisions that make such a plan optional with 'may' provision shall not be considered.
11f	Social development	Law/Policy	Yes/No	Check the T&CP/UDA/municipal acts for provisions that mandate the planning authority to prepare a social development plan or mandate to have a social development component as part of the SDP. Provisions that make such a plan optional with 'may' provision shall not be considered. Social development plan should include planning for health, education and affordable housing.
12	Are there prescribed urban design standards to guide the execution of urban projects?	Law/Policy	Yes/No	Check if the T&CP/municipal act mandates/has created design guidelines for executing projects for: 1. Roads (all types: arterial, sub-arterial, collector, access, alleys etc.) and streetscapes (including over ground traffic); 2. Footpaths; 3. Underground public utilities (water, sewerage, SWD, electricity, internet, gas); 4. Residential units; and 5. Commercial buildings.

Sl. No	Question	Question type	Answer type	Methodology
13	Are there enabling policies on land titling?	Law/Policy	Yes/No	Part A: Check if the state has passed a land titling law OR passed an order/circular to certify land titles. Part B: If there is a mandate by act, check if the rules for the same are notified.
14	Are there enabling policies on land pooling/reconstitution of plots?	Law/Policy	Yes/No	Check if the state has passed a land pooling law/policy OR passed an order/circular to enable land pooling. Also, check the T&CP act for provisions on land pooling or reconstitution of plots under town planning schemes.
15	Is there an effective system to prevent approval of plans that are not in conformity with SDP?	Law/Policy	Yes/No	Check if the T&CP act/relevant UDA act/rules corresponding to such relevant provisions of the act, mandates the following aspects. 1. Registry of public projects 2. An approval authority for projects at each level defined within the MPC Act or the T&CP act 3. A defined process for rejections/variance approvals for plans not in conformity with SDP defined in the MPC Act or the T&CP act; and 4. Disclosure of all approvals, denials and variance approvals in the public domain. Mark 'Yes' only if all four conditions apply.
16	Is there an effective system to monitor ongoing constructions/projects for possible violations?	Law/Policy	Yes/No	Check if the T&CP act/relevant UDA act/rules corresponding to such relevant provisions of the act, mandates the following processes. 1. Online self-assessment of progress including uploading of photographs and requisite compliance documents 2. Periodic ground surveys of approved projects (all/sample); and 3. Disclosure of all information (compliance numbers, violations registered and action taken) collected in survey in the public domain Mark 'Yes' only if all three conditions apply.
17	Are there provisions to penalise plan violations?	Law/Policy	Yes/No	Check if the T&CP act mentions the penal provisions under the following heads (at least five of the below to mark as 'Yes'): 1. Building code violations (at plan approval stage, these codes dictate details such as electric, water, door/window dimensions etc.) 2. Plumbing and sewage violations (discharge of waste into any public land, alley, stream, sidewalk etc.) 3. Setback violations (setbacks are the minimum space required between the plot boundary and building)

Sl. No	Question	Question type	Answer type	Methodology
17	Are there provisions to penalise plan violations?	Law/Policy	Yes/No	4. Building height violations (maximum permissible height according to the location) 5. Energy efficiency/consumption violations (particularly for large-scale/commercial buildings) 6. Absence of rainwater harvesting systems 7. Plot access violations (the points of entry/exit to your building/plot in accordance with the road) 8. Parking violations (with respect to your building and the road) 9. Fire code violations (primarily important at both plan approval level and again at Occupancy Certificate (OC) level) 10. Requirements for earthquake/flood/tsunami/flood resistance (in disaster prone areas) 11. Building refurbishment without permit (addition/demolition/remodeling etc.) 12. Change in building use/function/occupancy without permits (dwelling to commercial use; warehouse to office space etc.) 13. Violations in floor area ratio (far) or floor space index (fish) (in accordance with zoning codes of the area) 14. Business signage/outdoor display boards (zoning codes dictate permissible size/location of these on top of buildings etc.) 15. Non-permitted uses (some zones strictly dictate only residential/only commercial/uses) 16. Nuisance violations (these might be advertisements, banners, pamphlets on buildings, flyovers, etc.) 17. loading/unloading regulations (for commercial and industrial buildings, service access, safety etc. as detailed out by building code) 18. Urban design regulations (includes streetscapes, pedestrian circulation, open areas, plazas, arcades etc.) 19. Flight obstruction areas (around major airports) 20. Historical conservation/preservation of buildings/areas of the city. (violations occur if such areas/structures are recognised to be of historical importance) 21. Junk and thrash violations (designated areas as described in the zoning code)

Sl. No	Question	Question type	Answer type	Methodology
18	Does the law mandate public participation in the preparation of each level of plan (metropolitan, municipal and ward) through area sabhas/ward committees and other means?	Law/Policy	Yes/No	Part A: Check if the T&CP act mandates public participation in preparation of each level of the plan. Part B: Check if such participation is mandated through formal platforms such as ward committees and area sabhas.
19	Does the law mandate public scrutiny at (including objections and responses) each levels of plan (metropolitan, municipal and ward) through area Sabhas/ward committees and other means?	Law/Policy	Yes/No	Part A: Check if the T&CP act mandates public scrutiny (including objections and responses) at each level of the plan. Part B: Check if such scrutiny is mandated through formal platforms such as ward committees and area sabhas.

Sl. No	Question	Question type	Answer type	Methodology
1c	Profession tax	Law/Policy	Yes/No	Check for provisions in the municipal legislation that empower the city government to collect profession tax. If the provision states that the city government 'may' collect profession tax, check if the council needs to pass a resolution to empower the city government to collect profession tax. Additionally, check if the state has enacted a separate municipal profession tax act that enables the city governments to collect profession tax. For example, Gujarat has enacted the 'Gujarat panchayat municipalities municipal corporations and the state tax on professions, trades, callings and employments act, 1976'.
1d	Advertisement tax	Law/Policy	Yes/No	Check whether the state government has issued a GO or introduced an amendment to the municipal legislation to allow city governments to collect advertisement tax/fee post the GST Act in 2017. Newspaper reports can also be checked. If there are no amendments, assume it is subsumed under GST and mark as 'No'.
2	Is the city government authorised to raise borrowings without state government/ union government approval?	Law/Policy	Yes/No	Check if the municipal legislation does not mandate state approval for borrowings or has a debt limitation policy within which the city government would not require state/central government approval.
3	Is the city government authorised to make investments or otherwise apply surplus funds without specific state government/ union government approval?	Law/Policy	Yes/No	Check the municipal legislation for provisions that enable the city governments to make investments with the surplus money, without the prior approval/sanction of the state government.

Table 2 | Urban Capacities and Resources

Sl. No	Question	Question type	Answer type	Methodology
1	Is the city government empowered to set and collect the following taxes?	Law/Policy	Yes/No	Check the municipal legislation as follows:
1a	Property tax	Law/Policy	Yes/No	Check the municipal legislation for provisions that empower the city governments to collect property tax.
1b	Entertainment tax	Law/Policy	Yes/No	Check whether the state government has issued a Government Order (GO) or introduced an amendment to the municipal legislation to allow city governments to collect entertainment tax post the GST Act in 2017. Newspaper reports can also be checked. If there are no amendments, assume it is subsumed under GST and mark as 'No'.

Sl. No	Question	Question type	Answer type	Methodology
4	Is the city government required by law to have a long-term and/or medium-term fiscal plan?	Law/Policy	Yes/No	Part A: Check municipal legislation/fiscal responsibility act/municipal accounting and budgeting rules/other reports (State Finance Commission (SFC)/ Comptroller and Auditor General of India (CAG) for provisions that mandate the creation of a three+/five+ year financial management plan. Part B: If there is such a mandate, check if the corresponding rules are notified.
5	Are the annual accounts of the city government mandated to be audited by an independent/ external agency?	Law/Policy	Yes/No	Check municipal legislation for provisions that mandate the audit of municipal accounts by an external party that is not part of the city government. Municipal auditor of the city government who is either appointed by the city/ state government will not be considered.
6	Is the city government mandated to follow a double-entry accounting system?	Law/Policy	Yes/No	Check municipal legislation/accounting & budgeting rules for provisions mandating the city governments to follow a double-entry accounting system. SFC reports/SFC action taken reports/ CAG reports can also be checked to see whether the national municipal accounting manual, which mandates a double entry accounting system, has been adopted by the state government.
7	Have the State Finance Commissions (SFCs) been constituted in a timely manner?	Law/Policy	Yes/No	Check if the state government has constituted the sixth SFC, keeping in line with the 74th CAA. States which have attained statehood post the enactment of 74th CAA shall be marked as 'Yes' if they have constituted the commission keeping in line with the ideal SFC cycle of one commission every five years.
8	Does the law mandate a minimum tenure of two years for the municipal commissioner?	Law/Policy	Yes/No	Check the municipal legislation for provisions that mandate a minimum tenure of two years for the municipal commissioner.
9	Are the city government officials mandated to undergo induction and periodic training?	Law/Policy	Yes/No	Part A - Check the municipal legislation/ recruitment rules for provisions that mandate the officials to undergo an induction training. Part B - Check the municipal legislation/ recruitment rules for provisions that mandate the officials to undergo periodic training at regular intervals.
10	Does the law mandate to establish a performance management system?	Law/Policy	Yes/No	Part A: Check the municipal legislation for provisions that mandate the city governments to develop a performance management system. Part B: If there is such a mandate, check if corresponding rules are notified.

Sl. No	Question	Question type	Answer type	Methodology
11	Does the city government have access to a municipal cadre for its staffing?	Law/Policy	Yes/No	Check if the state has notified the rules for different municipal cadre services. The AMRUT State Annual Action Plan (SAAP)/CAG reports can also be considered for evidence of existence of a dedicated municipal cadre.

Table 3 | Empowered and Legitimate Political Representation

Sl. No	Question	Question type	Answer type	Methodology
1	Do city governments have the following powers with respect to its employees?	Law/Policy	Yes/No	Check the municipal legislation as follows:
1a	<i>Appointment</i>	<i>Law/Policy</i>	<i>Yes/No</i>	<i>Check if the city government can unilaterally hire for all positions, other than the municipal commissioner. If the city government can recommend names but ultimate decision rests with the state government/state public service commission for any position under Grade A, B, C and D, or if the city government has to get state's approval for appointment, then it will be considered recommendatory. If the city government can make appointments to certain posts, it will be considered recommendatory. If the city government does not have the power to recommend for all/certain positions or have the power to unilaterally hire for all positions, it will be marked as 'No'.</i>
1b	<i>Disciplinary action</i>	<i>Law/Policy</i>	<i>Yes/No</i>	<i>Check if the city government can unilaterally take disciplinary action against its employees, other than the municipal commissioner. If the city government can recommend to initiate disciplinary actions but the ultimate decision rests with the state government/state public service commission for any position under grade A, B, C and D, or if the city government has to get government approval to initiate disciplinary action, then it will be considered recommendatory. If the city government can initiate disciplinary action against certain posts, it will be considered recommendatory. If the city government does not have the power recommend to initiate disciplinary action against all/certain employees or have the power to unilaterally initiate disciplinary action against its employees, it will be marked as 'No'.</i>

Sl. No	Question	Question type	Answer type	Methodology
1c	Termination	Law/ Policy	Yes/No	Check if the city government can unilaterally fire/terminate its employees, other than the municipal commissioner. If the city government can recommend names for termination but the ultimate decision rests with the state government/ state public service commission for any position under Grade A, B, C, and D, or if the city government has to get government approval for employee termination, then it will be considered recommendatory. If the city government can only terminate employees to certain posts, it will be considered as recommendatory. If the city government does not have the power to recommend names for termination of all/certain employees or have the power to unilaterally terminate its employees, it will be marked as 'No'.
2	Does the mayor of the city government have a five-year term?	Law/ Policy	Yes/No	Check if the municipal legislation mandates five-year tenure for the mayor.
3	Is the mayor directly elected?	Law/ Policy	Yes/No	Check if the municipal legislation mandates direct elections for the post of mayor.
4	Does the mayor/council have the authority to appoint the municipal commissioner/ chief executive of the city government?	Law/ Policy	Yes/No	Part A - Check the municipal legislation to ascertain if the mayor/council can appoint the commissioner. Part B - If no, check if the state consults with the mayor/council in making appointments to the post of commissioner. This is to be treated as appointment in consultation with the city government (as the city governments do not have complete authority).
5	Is the mayor ex-officio member of the MPC?	Law/ Policy	Yes/No	Check if the municipal legislation/ T&CP Act/ separate MPC law mandates the mayor as ex-officio member of the MPC.
6	Is the city government responsible for providing all functions and services it is mandated to as per the 74th CAA?	Law/ Policy	Yes/No	Check the municipal legislation, if all the 18 functions as per the twelfth schedule of the Constitution (74th constitution amendment act) are devolved as obligatory functions. Functions that are not included as a part of the provision detailing the core municipal functions of the city governments but devolved as 'shall' functions in subsequent chapters/sections of the municipal legislation can be considered as 'devolved' and marked as 'Yes'. Functions that are devolved as 'may' provisions cannot be considered as fully devolved. Every function which has been devolved shall be marked as 'Yes'. a. Urban planning including town planning: check whether the city government is empowered over this function verbatim or otherwise.

Sl. No	Question	Question type	Answer type	Methodology
				<p>b. Regulation of land use and construction of buildings: check whether the city government is empowered over this function verbatim or alludes to roles such as being able to designate land uses as part of SDP exercise and can draft building design regulations along with providing building permits.</p> <p>c. Planning for economic and social development: check whether the city government is empowered over this function verbatim or alludes to roles such as, can set the vision and objectives for economic and social development.</p> <p>d. Roads and bridges: check whether the city government is empowered over this function verbatim or alludes to roles such as, to construct and maintain municipal roads and bridges within the city limits.</p> <p>e. Water supply for domestic, industrial and commercial purposes: check whether the city government is empowered over this function verbatim or alludes to roles such as providing water supply connections to any of the categories.</p> <p>f. Public health, sanitation conservancy and solid waste management: The function is split into two sub-functions - 1. public health 2. sanitation conservancy and solid waste management. Check whether the city government is empowered over this function verbatim or Part A 'Public health' - check whether the city government is responsible for 'public health' verbatim or alludes to responsibility of at least the control of spread of infectious diseases within the municipal area and/or for the establishment of hospitals and dispensaries, and Part B 'sanitation conservancy and solid waste management' - check whether the city government is responsible for waste collection and management.</p> <p>g. Fire services: Check whether the city government is empowered over this function verbatim or check whether the city government is responsible for firefighting and rescue operations, and maintenance of a municipal fire brigade. Responsibility of having fire hydrants alone will not qualify.</p> <p>h. Urban forestry, protection of the environment and promotion of ecological aspects: Check whether the city government is empowered over this function verbatim or check whether the city government is responsible for environmental conservation including planting of trees.</p>

Sl. No	Question	Question type	Answer type	Methodology
				<p>i. Safeguarding the interests of weaker sections of society, including the handicapped and mentally retarded: Check whether the city government is empowered over this function verbatim or check whether the city government is mandated to provide targeted services for weaker sections of the society including lepers, physically challenged, mentally challenged, etc.</p> <p>j. Slum improvement and upgradation: Check whether the city government is empowered over this function verbatim or check whether the city government is mandated to provide services to the urban slums and is entrusted with slum improvement.</p> <p>k. Urban poverty alleviation: Check whether the city government is empowered over this function verbatim or check if the city government is mandated to draw up plans/ policies/ schemes for urban poverty alleviation.</p> <p>l. Provision of urban amenities and facilities such as parks, gardens, playgrounds: Check whether the city government is empowered over this function verbatim or check whether the city governments are mandated to operate and maintain parks and playgrounds within the city.</p> <p>m. Promotion of cultural, educational and aesthetic aspects: This function is split into two parts. Part A 'Education' – check whether the city government is empowered over this function verbatim or mandated to establish and maintain & operate at least primary schools, and Part B 'culture & aesthetics' – Check whether the city government is mandated to promote at least three of these - art /culture/ handicrafts/ music/ literature, heritage/ architecture /improve aesthetics of the city by improving its visual appearance and attractiveness.</p> <p>n. Burials and burial grounds; cremations, cremation grounds; and electric crematoriums: Check whether the city government is empowered over this function verbatim or check whether the city government is mandated to own and operate crematoriums, burial grounds, etc.</p> <p>o. Cattle pounds; prevention of cruelty to animals: Check whether the city government is empowered over this function verbatim or check whether the city government is mandated to own and operate cattle pounds and take action against cruelty to animals.</p> <p>p. Vital statistics including registration of births and deaths: Check whether the city government is empowered over this function verbatim or check whether the city government is mandated to provide the service of registering birth and death.</p>

Sl. No	Question	Question type	Answer type	Methodology
				<p>q. Public amenities including street lighting, parking lots, bus stops and public conveniences: Check whether the city government is empowered over this function verbatim or check whether the city government is mandated to operate and maintain street lights, bus stops, and other public conveniences such as water fountains, public toilets, etc.</p> <p>r. Regulation of slaughter houses and tanneries: Check whether the city government is empowered over this function verbatim or check whether the city government is mandated to operate and regulate slaughter houses and tanneries.</p>
7	Does the council have the final say in approving the city budget?	Law/ Policy	Yes/No	Check the municipal legislation if it states that the city government is the final approving authority of the city's budget. If the city government is expected to forward the copy of the budget to the state government for which the state government can ask for modifications and if it provides for indebted corporation to seek government approval for passing the budget, it shall not be considered.
8	Are locally elected officials mandated to undergo training?	Law/ Policy	Yes/No	<p>Part A - Check if there are mandates for induction training to be provided to elected representatives immediately after they are elected.</p> <p>Part B - Check if there are mandates for providing periodic training to the elected representatives.</p>
9	Has the State Election Commission (SEC) been constituted?	Law/ Policy	Yes/No	Check the municipal legislation for provisions mandating the constitution of a SEC to conduct municipal elections.
10	Is the SEC empowered to conduct delimitation of wards?	Law/ Policy	Yes/No	Check if municipal legislation mandates the delimitation exercise to be carried out by the SEC.
11	Are locally elected officials required to publicly disclose their income and assets, and their interests (in public works and contracts taken up by their immediate family)?	Law/ Policy	Yes/No	<p>Part A - Check if municipal legislation mandates locally elected officials to publicly disclose their income and assets prior to getting elected or within a specified time period of taking office.</p> <p>Part B - Check if the municipal legislation mandates locally elected officials to publicly disclose their interests in public works and contracts taken up by their immediate family members.</p>

Table 4 | Transparency, Accountability and Participation

Sl. No	Question	Question type	Answer type	Methodology
1	Has the state enacted the Public Disclosure Law (PDL) and has the rules implementing the PDL being notified?	Law/Policy	Yes/No	Part A - Check if the state has passed a PDL (as a separate act or amendment to the municipal legislation). Part B - Check if state has notified the rules for PDL.
2	Has the state government mandated city governments to publish key civic data in line with the model PDL with respect to:	Law/Policy	Yes/No	Check the PDL/municipal legislation/other allied legislations if the below mentioned documents, are mandated to be disclosed in the public domain by the city government: (These documents are taken from model PDL law).
2a	Audited financial statement on quarterly basis	Law/Policy	Yes/No	Audited financial statement on quarterly basis.
2b	Audited financial statement on annual basis	Law/Policy	Yes/No	Audited financial statement on annual basis.
2c	Service level benchmarks	Law/Policy	Yes/No	Service level benchmarks.
2d	Particulars of major works	Law/Policy	Yes/No	Particulars of major works.
2e	Details of plans, income and budget	Law/Policy	Yes/No	Details of plans, income and budget.
2f	Minutes of meetings	Law/Policy	Yes/No	Minutes of the council meeting/proceeding.
3	Has the state adopted an open data policy that also applies to city governments? Does the state mandate the city governments to adopt open data standards for:	Law/Policy	Yes/No	Part A - Check if the state has adopted an open data policy that is applicable to city governments. Part B - Check if the municipal legislations/ relevant rules/state open data policy has provisions mandating the city governments to maintain and disclose the below information in open data format:
3a	Annual report of works done last year	Law/Policy	Yes/No	Annual report of works done last year.
3b	Financial information (budgets) of the city government and of respective wards	Law/Policy	Yes/No	Financial information (budgets) of the corporation and of respective ward.

Sl. No	Question	Question type	Answer type	Methodology
3c	Raw and synthesised data on civic works	Law/Policy	Yes/No	Raw and synthesised data on civic work.
3d	Information under Right to Information, Section 4(1) b on minutes of council meetings, rules, regulations and documents of the city government and its decision-making processes	Law/Policy	Yes/No	Information under Right to Information, Section 4(1) b on minutes of council meetings, rules, regulations and documents of the city government and its decision-making processes.
3e	Quarterly audited financial reports	Law/Policy	Yes/No	Quarterly audited financial report.
4	Has the state government enacted the Community Participation Law (CPL) and have rules implementing the CPL been notified?	Law/Policy	Yes/No	Part A - Check if the state has passed the CPL (as a separate legislation or as an amendment to the municipal legislation). Part B - Check if the rules to implement CPL has been notified.
5	Are the city governments mandated to have a participatory budgeting process in place?	Law/Policy	Yes/No	Check if the municipal legislation (or budgeting rules) mandates city governments to carry out a participatory budgeting process, or mandates public consultation as part of the budget preparation process.
6	Are the city governments required by their municipal act to carry out an internal audit (audit of process/internal controls) within a predetermined frequency, at least annual? Are the city governments mandated to publish internal audit report in the public domain?	Law/Policy	Yes/No	Part A - Check if the municipal legislation/audit manual/budgeting or financial rules mandate for an 'internal audit' (verbatim) to be carried out, at least annually. The internal audit goes beyond the process of accounts but also looks at HR processes, performance management, and risk management, among other internal processes and controls. Part B - Check if the city government is mandated to also disclose/publish the internal audit report, at least annually.

5 Data tables

This chapter provides the data tables encompassing the assessment of urban laws as part of ASICS 2023. It also covers the data tables from the additional data analysis that was undertaken to make ASICS 2023 more relevant.

Table 5 | Mandate for state spatial planning board and their power to approve regional SDP

Sl. No.	State	Constitution of state spatial planning board	Approval authority for regional SDP
1	Andaman and Nicobar Islands	Yes	No
2	Andhra Pradesh	Yes	No
3	Arunachal Pradesh	Yes	No
4	Assam	Yes	No
5	Bihar	Yes	No
6	Chandigarh	Yes	No
7	Chhattisgarh	No	No
8	Dadra & Nagar Haveli & Daman and Diu	Yes	No
9	Delhi	Yes	No
10	Goa	Yes	No
11	Gujarat	No	No
12	Haryana	Yes	No
13	Himachal Pradesh	No	No
14	Jammu and Kashmir	No	No
15	Jharkhand	Yes	No
16	Karnataka	Yes	No
17	Kerala	Yes	No
18	Ladakh	No	No
19	Madhya Pradesh	No	No
20	Maharashtra	Yes	No
21	Manipur	Yes	No
22	Meghalaya	Yes	No
23	Mizoram	Yes	No
24	Nagaland	Yes	No
25	Odisha	Yes	No
26	Puducherry	Yes	No
27	Punjab	Yes	No
28	Rajasthan	No	No
29	Sikkim	Yes	No
30	Tamil Nadu	Yes	No
31	Telangana	Yes	No
32	Tripura	Yes	No
33	Uttar Pradesh	Yes	No

Sl. No	Question	Question type	Answer type	Methodology
7	Are the city governments mandated to have a digital governance policy/ roadmap?	Law/Policy	Yes/No	Check if the state has adopted an e-governance policy that mandates the city governments to put in place a digital governance roadmap/policy for the city government.
8	Has the state mandated guaranteed public service delivery to citizens?	Law/Policy	Yes/No	Check if the state has passed a public service guarantee act.
9	Are the city governments mandated to have a citizen charter with:	Law/Policy	Yes/No	Check the municipal legislation for provisions mandating the city governments to publish a citizen charter with the following details:
9a	Target levels of service	Law/Policy	Yes/No	Service target.
9b	Timelines for delivery of service	Law/Policy	Yes/No	Timeline for service delivery against each service.
9c	Protocols for obtaining relief, where service levels are not met	Law/Policy	Yes/No	Protocols for grievance redressal.
10	Does the state provide for the constitution of an ombudsman for the city governments to cater to service-related issues as well as corruption/mal-administration?	Law/Policy	Yes/No	Check if the municipal legislation/separate legislation mandate for the appointment of a local body ombudsman for (a) service-related issues (b) corruption/maladministration.
11	Is the Ombudsman authorised to:	Law/Policy	Yes/No	Check only if state has constituted local body ombudsman.
11a	Resolve inter-agency disputes?	Law/Policy	Yes/No	Part A - Check the local body ombudsman law/municipal legislation, if the ombudsman has power to resolve inter-agency disputes between two or more city governments. Part B - Check the local body ombudsman law/municipal legislation, if the ombudsman has power to resolve inter-agency disputes between a city government and other civic agencies.
11b	Investigate corruption suo moto?	Law/Policy	Yes/No	Check the local body ombudsman law/municipal legislation, if the ombudsman has power to investigate corruption suo-moto.

Sl. No.	State	Constitution of state spatial planning board	Approval authority for regional SDP
34	Uttarakhand	Yes	No
35	West Bengal	Yes	No

Source: Assessment of 44 T&CP and UDA acts, relevant state wide metropolitan regional planning acts across 35 states and union territories

Note:

1. Lakshadweep is not covered as a part of the assessment as the union territory does not have a city government
2. If the T&CP act provides for a state spatial planning board with a 'may' provision, it is considered as constituted only if the existence of such a planning board is verified

Table 6 | Mandate for three-tiered plan

Sl. No.	State	Metropolitan/regional plan	Municipal plan	Ward/zonal plan
1	Andaman and Nicobar Islands	No	Yes	No
2	Andhra Pradesh	Yes	Yes	Yes
3	Arunachal Pradesh	No	Yes	No
4	Assam	No	Yes	No
5	Bihar	Yes	Yes	Yes
6	Chandigarh	Yes	Yes	No
7	Chhattisgarh	Yes	Yes	No
8	Dadra & Nagar Haveli & Daman and Diu	Yes	Yes	No
9	Delhi	Yes	Yes	Yes
10	Goa	Yes	Yes	No
11	Gujarat	No*	Yes	No
12	Haryana	No*	Yes	Yes
13	Himachal Pradesh	Yes	Yes	No
14	Jammu and Kashmir	No	Yes	Yes
15	Jharkhand	Yes	Yes	Yes
16	Karnataka	No*	Yes	No
17	Kerala	Yes	Yes	No
18	Ladakh	No	Yes	Yes
19	Madhya Pradesh	Yes	Yes	No
20	Maharashtra	Yes	Yes	No
21	Manipur	No	Yes	No
22	Meghalaya	No	Yes	No

Sl. No.	State	Metropolitan/regional plan	Municipal plan	Ward/zonal plan
23	Mizoram	No	Yes	No
24	Nagaland	No	Yes	No
25	Odisha	No	Yes	No
26	Puducherry	No	Yes	No
27	Punjab	Yes	Yes	No
28	Rajasthan	Yes	Yes	No
29	Sikkim	Yes	Yes	No
30	Tamil Nadu	Yes	Yes	No
31	Telangana	No*	Yes	Yes
32	Tripura	No	Yes	No
33	Uttar Pradesh	No*	Yes	Yes
34	Uttarakhand	No	Yes	Yes
35	West Bengal	No*	Yes	No

Source: Assessment of 44 T&CP and UDA acts, relevant state wide metropolitan regional planning acts across 35 states and union territories

*State mandates metropolitan plan to be prepared for metropolitan cities, however, there are no mandates for preparing a regional plan for non-metropolitan cities.

Note:

1. Lakshadweep is not covered as a part of the assessment as the union territory does not have a city government

Table 7 | Mandate for participation of all parastatals/agencies in plan preparation

Sl. No.	State	Metropolitan/regional plan	Municipal plan	Ward/zonal plan
1	Andaman and Nicobar Islands	No	Yes	No
2	Andhra Pradesh	No	No	No
3	Arunachal Pradesh	No	Yes	No
4	Assam	No	No	No
5	Bihar	No	No	No
6	Chandigarh	No	No	No
7	Chhattisgarh	No	No	No
8	Dadra & Nagar Haveli & Daman and Diu	No	No	No
9	Delhi	No	Yes	No
10	Goa	No	No	No

Sl. No.	State	Metropolitan/ regional plan	Municipal plan	Ward/zonal plan
11	Gujarat	No	No	No
12	Haryana	No	No	No
13	Himachal Pradesh	No	No	No
14	Jammu and Kashmir	No	No	No
15	Jharkhand	No	No	No
16	Karnataka	No	No	No
17	Kerala	Yes	No	No
18	Ladakh	No	No	No
19	Madhya Pradesh	No	No	No
20	Maharashtra	No	No	No
21	Manipur	No	No	No
22	Meghalaya	No	No	No
23	Mizoram	No	Yes	No
24	Nagaland	No	No	No
25	Odisha	No	No	No
26	Puducherry	No	No	No
27	Punjab	No	No	No
28	Rajasthan	No	No	No
29	Sikkim	No	No	No
30	Tamil Nadu	No	No	No
31	Telangana	No	No	No
32	Tripura	No	Yes	No
33	Uttar Pradesh	No	Yes	No
34	Uttarakhand	No	Yes	Yes
35	West Bengal	No	No	No

Source: Assessment of 44 T&CP and UDA acts, relevant state wide metropolitan regional planning acts across 35 states and union territories

Note:

1. Lakshadweep is not covered as a part of the assessment as the union territory does not have a city government
2. States that mandate the constitution of an advisory council, with representation from various civic agencies, to advise the planning authorities on drawing up the plan are also considered for participation of parastatals in plan preparation

Table 8 | Mandate for clear definition of objectives and contents of each level of plans

Sl. No.	State	Metropolitan/ regional plan	Municipal plan	Ward/zonal plan
1	Andaman and Nicobar Islands	No	Yes	No
2	Andhra Pradesh	Yes	Yes	Yes
3	Arunachal Pradesh	No	Yes	No
4	Assam	No	Yes	No
5	Bihar	Yes	Yes	Yes
6	Chandigarh	Yes	Yes	No
7	Chhattisgarh	Yes	Yes	No
8	Dadra & Nagar Haveli & Daman and Diu	Yes	Yes	No
9	Delhi	Yes	Yes	Yes
10	Goa	Yes	Yes	No
11	Gujarat	No	Yes	No
12	Haryana	No	Yes	No
13	Himachal Pradesh	Yes	Yes	No
14	Jammu and Kashmir	No	Yes	Yes
15	Jharkhand	Yes	Yes	Yes
16	Karnataka	No	Yes	No
17	Kerala	Yes	Yes	No
18	Ladakh	No	Yes	Yes
19	Madhya Pradesh	Yes	Yes	No
20	Maharashtra	Yes	Yes	No
21	Manipur	No	Yes	No
22	Meghalaya	No	Yes	No
23	Mizoram	No	Yes	No
24	Nagaland	No	Yes	No
25	Odisha	No	Yes	No
26	Puducherry	No	Yes	No
27	Punjab	Yes	Yes	No
28	Rajasthan	Yes	Yes	No
29	Sikkim	Yes	Yes	No
30	Tamil Nadu	Yes	Yes	No
31	Telangana	No	Yes	Yes
32	Tripura	No	Yes	No
33	Uttar Pradesh	No	Yes	Yes
34	Uttarakhand	No	Yes	Yes
35	West Bengal	No	Yes	No

Source: Assessment of 44 T&CP and UDA acts, relevant state wide metropolitan regional planning acts across 35 states and union territories

Note:

1. Lakshadweep is not covered as a part of the assessment as the union territory does not have a city government

Table 9 | Mandated authority for decentralised plan approval

Sl. No.	State	Metropolitan/ regional plan	Municipal plan	Ward/zonal plan
1	Andaman and Nicobar Islands	No mandate for regional plan	State	No ward plan
2	Andhra Pradesh	State	State	State
3	Arunachal Pradesh	No mandate for regional plan	State	No ward plan
4	Assam	No mandate for regional plan	State	No ward plan
5	Bihar	State	State	State
6	Chandigarh	State	State	No ward plan
7	Chhattisgarh	State	State	No ward plan
8	Dadra & Nagar Haveli & Daman and Diu	State	State	No ward plan
9	Delhi	No Approval	State	State
10	Goa	State	State	No ward plan
11	Gujarat	No mandate for regional plan Metropolitan plan - State	State	No Ward Plan
12	Haryana	No mandate for regional plan Metropolitan plan - State	State	State
13	Himachal Pradesh	State	State	No ward plan
14	Jammu and Kashmir	No mandate for regional plan	State	State
15	Jharkhand	State	State	State
16	Karnataka	No mandate for regional plan Metropolitan plan - State	State	No Ward Plan
17	Kerala	State	State	No ward plan
18	Ladakh	No mandate for regional plan	State	State
19	Madhya Pradesh	State	State	No ward plan
20	Maharashtra	State	State	No ward plan
21	Manipur	No mandate for regional plan	State	No ward plan
22	Meghalaya	No mandate for regional plan	State	No ward plan

Sl. No.	State	Metropolitan/ regional plan	Municipal plan	Ward/zonal plan
23	Mizoram	No mandate for regional plan	State	No ward plan
24	Nagaland	No mandate for regional plan	State	No ward plan
25	Odisha	No mandate for regional plan	State	No ward plan
26	Puducherry	No mandate for regional plan	State	No ward plan
27	Punjab	State	State	No ward plan
28	Rajasthan	State	State	No ward plan
29	Sikkim	State	State	No ward plan
30	Tamil Nadu	State	State	No ward plan
31	Telangana	No mandate for regional plan	State	State
32	Tripura	No mandate for regional plan	State	No ward plan
33	Uttar Pradesh	No mandate for regional plan	State	State
34	Uttarakhand	No mandate for regional plan	State	State
35	West Bengal	No mandate for regional plan	State	No ward plan

Source: Assessment of 44 T&CP and UDA acts, relevant state wide metropolitan regional planning acts across 35 states and union territories

Note:

1. Lakshadweep is not covered as a part of the assessment as the union territory does not have a city government
2. In case of union territories, the authority to approve municipal/master plan is with the union government

Table 10 | Mandate for constitution of planning and development authority for new towns or special developments

Sl. No.	State	Planning authority	Development authority
1	Andaman and Nicobar Islands	No	No
2	Andhra Pradesh	Yes	Yes
3	Arunachal Pradesh	Yes	No
4	Assam	No	Yes
5	Bihar	Yes	Yes
6	Chandigarh	Yes	Yes
7	Chhattisgarh	Yes	Yes

Sl. No.	State	Planning authority	Development authority
8	Dadra & Nagar Haveli & Daman and Diu	Yes	Yes
9	Delhi	Yes	Yes
10	Goa	Yes	Yes
11	Gujarat	Yes	Yes
12	Haryana	Yes	Yes
13	Himachal Pradesh	Yes	Yes
14	Jammu and Kashmir	Yes	Yes
15	Jharkhand	Yes	Yes
16	Karnataka	Yes	Yes
17	Kerala	Yes	Yes
18	Ladakh	Yes	Yes
19	Madhya Pradesh	Yes	Yes
20	Maharashtra	Yes	Yes
21	Manipur	Yes	Yes
22	Meghalaya	No	Yes
23	Mizoram	No	No
24	Nagaland	No	Yes
25	Odisha	Yes	Yes
26	Puducherry	Yes	No
27	Punjab	Yes	Yes
28	Rajasthan	Yes	No
29	Sikkim	Yes	Yes
30	Tamil Nadu	Yes	Yes
31	Telangana	Yes	Yes
32	Tripura	Yes	Yes
33	Uttar Pradesh	Yes	Yes
34	Uttarakhand	No	Yes
35	West Bengal	Yes	Yes

Source: Assessment of 44 T&CP and UDA acts, relevant state wide metropolitan regional planning acts across 35 states and union territories

Note:

1. Lakshadweep is not covered as a part of the assessment as the union territory does not have a city government
2. States that mandate existing planning authorities to develop plans for the new towns are also considered as planning authorities for new towns

Table 11 | Mandate for modifications to notified SDPs

Sl. No.	State	Mandate for modifications to notified SDPs
1	Andaman and Nicobar Islands	Yes
2	Andhra Pradesh	Yes
3	Arunachal Pradesh	Yes
4	Assam	Yes
5	Bihar	No
6	Chandigarh	Yes
7	Chhattisgarh	Yes
8	Dadra & Nagar Haveli & Daman and Diu	Yes
9	Delhi	Yes
10	Goa	Yes
11	Gujarat	Yes
12	Haryana	Yes
13	Himachal Pradesh	Yes
14	Jammu and Kashmir	Yes
15	Jharkhand	No
16	Karnataka	Yes
17	Kerala	Yes
18	Ladakh	Yes
19	Madhya Pradesh	Yes
20	Maharashtra	Yes
21	Manipur	No
22	Meghalaya	Yes
23	Mizoram	Yes
24	Nagaland	Yes
25	Odisha	Yes
26	Puducherry	Yes
27	Punjab	Yes
28	Rajasthan	Yes
29	Sikkim	Yes
30	Tamil Nadu	Yes
31	Telangana	Yes
32	Tripura	Yes

Sl. No.	State	Mandate for modifications to notified SDPs
33	Uttar Pradesh	Yes
34	Uttarakhand	Yes
35	West Bengal	Yes

Source: Assessment of 44 T&CP and UDA acts, relevant state wide metropolitan regional planning acts across 35 states and union territories

Note:

1. Lakshadweep is not covered as a part of the assessment as the union territory does not have a city government
2. Provisions that enable the planning authority/ state to make periodic changes (alluding to the revision/ creation of a new SDP say after ten years) to the SDPs are not considered

Table 12 | Provisions on incentives for green buildings

Sl. No.	State	Incentives for green buildings
1	Andaman and Nicobar Islands	No
2	Andhra Pradesh	Yes Reduction in permit fee
3	Arunachal Pradesh	No
4	Assam	No
5	Bihar	No
6	Chandigarh	Yes Additional FAR
7	Chhattisgarh	No
8	Dadra & Nagar Haveli & Daman and Diu	No
9	Delhi	No
10	Goa	No
11	Gujarat	Yes Reimbursement of certification fee
12	Haryana	Yes Additional FAR
13	Himachal Pradesh	Yes Additional FAR
14	Jammu and Kashmir	No
15	Jharkhand	Yes Additional FAR

Sl. No.	State	Incentives for green buildings
16	Karnataka	Yes
17	Kerala	Yes Reduction in building tax/ stamp duty
18	Ladakh	No
19	Madhya Pradesh	Yes Incentives on FAR
20	Maharashtra	Yes Incentives on FSI
21	Manipur	Yes Subsidies for solar power
22	Meghalaya	Yes Incentives for rain water harvesting
23	Mizoram	Yes
24	Nagaland	No
25	Odisha	No
26	Puducherry	No
27	Punjab	Yes
28	Rajasthan	Yes Additional FAR
29	Sikkim	No
30	Tamil Nadu	Yes
31	Telangana	No
32	Tripura	No
33	Uttar Pradesh	Yes Additional FAR
34	Uttarakhand	No
35	West Bengal	Yes Additional FAR

Source: Assessment of 44 T&CP and UDA legislations, relevant state wide metropolitan regional planning acts, respective state green building policies and other such policies, news articles, AMRUT SAAP and other such reports across 35 states and union territories

Note:

1. Lakshadweep is not covered as a part of the assessment as the union territory does not have a city government

Table 13 | Mandate for creation of sectoral plans

SI.No	State	City sanitation plan	City resilience plan	Comprehensive mobility plan	Sustainability plan	Heritage conservation plan	Social development plan		
							Affordable housing	Health	Education
1	Andaman and Nicobar Islands	No	No	No	No	No	No	No	No
2	Andhra Pradesh	Yes	Yes	Yes	Yes	Yes	Yes	Yes	Yes
3	Arunachal Pradesh	Yes	No	No	No	No	No	No	No
4	Assam	No	No	Yes	No	No	No	No	No
5	Bihar	Yes	Yes	Yes	Yes	Yes	Yes	Yes	Yes
6	Chandigarh	No	No	No	No	No	No	No	No
7	Chhattisgarh	Yes	Yes	Yes	Yes	No	No	No	No
8	Dadra & Nagar Haveli & Daman and Diu	Yes	No	Yes	No	No	No	No	No
9	Delhi	No	No	No	No	No	No	No	No
10	Goa	Yes	No	Yes	No	No	No	No	No
11	Gujarat	Yes	Yes	Yes	Yes	Yes	No	No	No
12	Haryana	No	No	No	No	No	No	No	No
13	Himachal Pradesh	Yes	Yes	Yes	Yes	No	No	No	No
14	Jammu and Kashmir	No	No	No	No	No	No	No	No
15	Jharkhand	Yes	Yes	Yes	Yes	Yes	Yes	Yes	Yes
16	Karnataka	No	Yes	No	No	No	No	No	No
17	Kerala	Yes	Yes	Yes	Yes	Yes	Yes	Yes	Yes
18	Ladakh	No	No	No	No	No	No	No	No
19	Madhya Pradesh	Yes	Yes	Yes	Yes	No	Yes	Yes	Yes
20	Maharashtra	Yes	Yes	Yes	Yes	Yes	No	No	No
21	Manipur	No	No	Yes	No	No	No	No	No
22	Meghalaya	No	Yes	Yes	No	No	No	No	No
23	Mizoram	Yes	Yes	Yes	Yes	Yes	No	No	No

SI.No	State	City sanitation plan	City resilience plan	Comprehensive mobility plan	Sustainability plan	Heritage conservation plan	Social development plan		
							Affordable housing	Health	Education
24	Nagaland	No	Yes	No	No	No	No	No	No
25	Odisha	Yes	Yes	Yes	Yes	Yes	Yes	Yes	Yes
26	Puducherry	No	No	Yes	Yes	No	No	No	No
27	Punjab	No	No	No	No	No	No	No	No
28	Rajasthan	No	Yes	No	No	No	No	No	No
29	Sikkim	Yes	Yes	Yes	Yes	Yes	Yes	Yes	Yes
30	Tamil Nadu	No	No	No	No	No	No	No	No
31	Telangana	Yes	Yes	Yes	Yes (Hyd.)	Yes (Hyd.)	Yes (Hyd.)	Yes (Hyd.)	Yes (Hyd.)
32	Tripura	No	Yes	Yes	Yes	Yes	Yes	No	No
33	Uttar Pradesh	No	No	No	No	No	No	No	No
34	Uttarakhand	No	No	No	No	No	No	No	No
35	West Bengal	No	Yes	No	No	No	No	No	No

Source: Assessment of 44 T&CP and UDA acts, relevant state wide metropolitan regional planning acts across 35 states and union territories

Note:

1. Lakshadweep is not covered as a part of the assessment as the union territory does not have a city government
2. Hyd. - Hyderabad

Table 14 | Mandate for specifications for the execution of urban projects

SI. No.	State	Mandate for specifications
1	Andaman and Nicobar Islands	No
2	Andhra Pradesh	No
3	Arunachal Pradesh	No
4	Assam	No
5	Bihar	No
6	Chandigarh	No
7	Chhattisgarh	No

Sl. No.	State	Mandate for specifications
8	Dadra & Nagar Haveli & Daman and Diu	No
9	Delhi	No
10	Goa	No
11	Gujarat	No
12	Haryana	No
13	Himachal Pradesh	No
14	Jammu and Kashmir	No
15	Jharkhand	No
16	Karnataka	No
17	Kerala	No
18	Ladakh	No
19	Madhya Pradesh	No
20	Maharashtra	No
21	Manipur	Roads*
22	Meghalaya	Roads*
23	Mizoram	No
24	Nagaland	Roads*
25	Odisha	No
26	Puducherry	No
27	Punjab	No
28	Rajasthan	Footpaths**
29	Sikkim	No
30	Tamil Nadu	No
31	Telangana	No
32	Tripura	No
33	Uttar Pradesh	No
34	Uttarakhand	No
35	West Bengal	No

Source: Assessment of 44 T&CP and UDA acts, relevant state wide metropolitan regional planning acts across 35 states and union territories

*Manipur, Meghalaya and Nagaland mandate the authority to notify specifications for road projects

**Rajasthan mandates the authority to notify specifications for footpaths

Note:

1. Lakshadweep is not covered as a part of the assessment as the union territory does not have a city government
2. Provisions of T&CP/ municipal acts either mandating to create design guidelines or prescribes specific design guidelines are considered here. Such mandate/ guidelines are checked for-
 - a. roads (all types: arterial, sub-arterial, collector, access, alleys etc.) and streetscapes (including over ground traffic;
 - b. footpaths,
 - c. under ground public utilities (water, sewerage, SWD, electricity, internet, gas),
 - d. residential units
 - e. commercial buildings

Table 15 | Mandate for land titling and land pooling policies

Sl. No.	State	Land titling	Land pooling
1	Andaman and Nicobar Islands	No	No
2	Andhra Pradesh	No	Yes
3	Arunachal Pradesh	No	No
4	Assam	No	Yes
5	Bihar	No	Yes
6	Chandigarh	No	Yes
7	Chhattisgarh	No	No
8	Dadra & Nagar Haveli & Daman and Diu	No	Yes
9	Delhi	No	Yes
10	Goa	No	Yes
11	Gujarat	No	Yes
12	Haryana	No	Yes
13	Himachal Pradesh	No	Yes
14	Jammu and Kashmir	No	No
15	Jharkhand	No	Yes
16	Karnataka	No	Yes
17	Kerala	No	Yes
18	Ladakh	No	No
19	Madhya Pradesh	No	No
20	Maharashtra	No	Yes
21	Manipur	No	No
22	Meghalaya	No	No
23	Mizoram	No	Yes
24	Nagaland	No	No
25	Odisha	No	Yes
26	Puducherry	No	Yes
27	Punjab	No	Yes
28	Rajasthan	Yes*	Yes
29	Sikkim	No	No
30	Tamil Nadu	No	Yes
31	Telangana	No	Yes

Sl. No.	State	Land titling	Land pooling
32	Tripura	No	No
33	Uttar Pradesh	No	Yes
34	Uttarakhand	No	Yes
35	West Bengal	No	Yes

Source: Assessment of 44 T&CP and UDA acts, relevant state wide metropolitan regional planning acts, respective state land reform legislations, respective state land pooling policies/ schemes, across 35 states and union territories

*Rajasthan has enacted the Rajasthan Urban Land (Certification of Titles) Act, 2016. However, the rules for the same has not been notified

Note:

1. Lakshadweep is not covered as a part of the assessment as the union territory does not have a city government
2. States that mandate reconstitution of plots as a part of the town planning scheme are considered as land pooling.

Table 16 | Mandate for plan enforcement

Sl. No.	State	Systems to prevent approval of plans not in conformity with SDP	Systems to monitor ongoing construction for violations	Provisions to penalise plan violations
1	Andaman and Nicobar Islands	No	No	Obstruction of entry of authorised persons
2	Andhra Pradesh	No	No	Obstruction of entry of authorised persons
3	Arunachal Pradesh	No	No	Obstruction of work
4	Assam	No	No	Obstruction of entry of authorised persons
5	Bihar	No	No	Obstruction of entry of authorised persons
6	Chandigarh	No	No	No
7	Chhattisgarh	No	No	Change in building use
8	Dadra & Nagar Haveli & Daman and Diu	No	No	Obstruction of work
9	Delhi	No	No	Obstruction of entry of authorised persons
10	Goa	No	No	Obstruction of work
11	Gujarat	No	No	No
12	Haryana	No	No	Change in building use
13	Himachal Pradesh	No	No	No

Sl. No.	State	Systems to prevent approval of plans not in conformity with SDP	Systems to monitor ongoing construction for violations	Provisions to penalise plan violations
14	Jammu and Kashmir	No	No	Obstruction of entry of authorised persons
15	Jharkhand	No	No	Obstruction of work
16	Karnataka	No	No	Obstruction of work
17	Kerala	No	No	Obstruction of work
18	Ladakh	No	No	Obstruction of entry of authorised persons
19	Madhya Pradesh	No	No	No
20	Maharashtra	No	No	Change in building use & obstruction of work
21	Manipur	No	No	Obstruction of work
22	Meghalaya	No	No	No
23	Mizoram	No	No	No
24	Nagaland	No	No	No
25	Odisha	No	No	Obstruction of work
26	Puducherry	No	No	Obstruction of work
27	Punjab	No	No	No
28	Rajasthan	No	No	Obstruction of work
29	Sikkim	No	No	Obstruction of work
30	Tamil Nadu	No	No	Obstruction of entry of authorised persons
31	Telangana	No	No	Change in building use & obstruction of work
32	Tripura	No	No	Obstruction of entry of authorised persons
33	Uttar Pradesh	No	No	Encroachment of land
34	Uttarakhand	No	No	Encroachment of land
35	West Bengal	No	No	Obstruction of work

Source: Assessment of 44 T&CP and UDA acts relevant state wide metropolitan regional planning acts across 35 states and union territories

Note:

1. Lakshadweep is not covered as a part of the assessment as the union territory does not have a city government
2. Provisions to prevent approval of plans not in conformity with SDP are considered adequate only if all the following provisions are mandated in the T&CP/ MPC act - a. registry of public projects, b. approval authority for projects at each level defined, c. defined process for rejections/variance/approvals for plans, and d. disclosure of all approvals, denials and variance in the public domain.
3. Provisions to monitor ongoing construction for violations are considered adequate only if all the following provisions are mandated in the T&CP/MPC act - a. online self-assessment of progress including uploading of photographs and requisite compliance documents, b. periodic ground surveys of approved projects (all/ sample), and c. disclosure of all information (compliance numbers, violations registered and action taken) collected in survey in the public domain

Table 17 | Mandate for public participation in plan preparation and public scrutiny of plan

Sl. No.	State	Public participation in plan preparation		Public scrutiny of plan	
		Formal platforms (Ward committees/ area sabhas)	Other platforms	Formal platforms (Ward committees/ area sabhas)	Other platforms
1	Andaman and Nicobar Islands	No	No	No	Yes
2	Andhra Pradesh	No	No	No	Yes
3	Arunachal Pradesh	No	No	No	Yes
4	Assam	No	No	No	Yes
5	Bihar	No	No	No	Yes
6	Chandigarh	No	No	No	Yes
7	Chhattisgarh	No	No	No	Yes
8	Dadra & Nagar Haveli & Daman and Diu	No	No	No	Yes
9	Delhi	No	No	No	Yes
10	Goa	No	No	No	Yes
11	Gujarat	No	No	No	Yes
12	Haryana	No	No	No	Yes
13	Himachal Pradesh	No	No	No	Yes
14	Jammu and Kashmir	No	No	No	Yes
15	Jharkhand	No	No	No	Yes
16	Karnataka	No	No	No	Yes
17	Kerala	No	No	No	Yes
18	Ladakh	No	No	No	Yes
19	Madhya Pradesh	No	No	No	Yes
20	Maharashtra	No	No	No	Yes
21	Manipur	No	No	No	Yes
22	Meghalaya	No	No	No	Yes
23	Mizoram	No	No	No	Yes
24	Nagaland	No	No	No	Yes
25	Odisha	No	No	No	Yes
26	Puducherry	No	No	No	Yes
27	Punjab	No	No	No	Yes
28	Rajasthan	No	No	No	Yes
29	Sikkim	No	No	No	Yes

Sl. No.	State	Public participation in plan preparation		Public scrutiny of plan	
		Formal platforms (Ward committees/ area sabhas)	Other platforms	Formal platforms (Ward committees/ area sabhas)	Other platforms
30	Tamil Nadu	No	No	No	Yes
31	Telangana	No	No	No	Yes
32	Tripura	No	No	No	Yes
33	Uttar Pradesh	No	No	No	Yes
34	Uttarakhand	No	No	No	Yes
35	West Bengal	No	No	No	Yes

Source: Assessment of 44 T&CP and UDA acts, relevant state wide metropolitan regional planning acts across 35 states and union territories

Note:

1. Lakshadweep is not covered as a part of the assessment as the union territory does not have a city government

Table 18 | Power of city governments over taxation

Sl. No.	State	Property tax	Entertainment tax	Profession tax	Advertisement tax
1	Andaman and Nicobar Islands	Yes	No	Yes	No
2	Andhra Pradesh	Yes	No	No	Yes* (Municipalities)
3	Arunachal Pradesh	Yes	No	No	Yes (Municipal corporations)
4	Assam	Yes	Yes (Municipal corporations)	Yes (Municipal corporations)	Yes (Municipal corporations)
5	Bihar	Yes	No	No	Yes
6	Chandigarh	Yes	Yes	No	Yes
7	Chhattisgarh	Yes	Yes	No	Yes*
8	Dadra & Nagar Haveli & Daman and Diu	Yes	No	Yes	Yes
9	Delhi	Yes	No	No	No
10	Goa	Yes	No	Yes (Municipalities)	Yes*
11	Gujarat	Yes	Yes	Yes	No

Sl. No.	State	Property tax	Entertainment tax	Profession tax	Advertisement tax
12	Haryana	Yes	Yes	No	Yes
13	Himachal Pradesh	Yes	No	No	No
14	Jammu and Kashmir	Yes	No	No	No
15	Jharkhand	Yes	No	Yes	No
16	Karnataka	Yes	No	No	Yes*
17	Kerala	Yes	No	Yes	No
18	Ladakh	Yes	No	No	No
19	Madhya Pradesh	Yes	Yes	No	No
20	Maharashtra	Yes	No	No	No
21	Manipur	Yes	No	No	No
22	Meghalaya	Yes	No	No	Yes
23	Mizoram	Yes	No	Yes	No
24	Nagaland	Yes	No	No	No
25	Odisha	Yes	No	Yes (Municipalities)	No
26	Puducherry	Yes	No	Yes	Yes
27	Punjab	Yes	Yes	No	No
28	Rajasthan	Yes	No	No	No
29	Sikkim	Yes	No	No	No
30	Tamil Nadu	Yes	Yes	Yes	No
31	Telangana	Yes	No	No	No
32	Tripura	Yes	No	No	No
33	Uttar Pradesh	Yes	No	No	No
34	Uttarakhand	Yes	No	No	No
35	West Bengal	Yes	No	No	Yes* (Except Kolkata)

Source: Assessment of 82 municipal acts, across 35 states and union territories

*Andhra Pradesh (Municipalities), Karnataka (Bengaluru), and West Bengal (excluding Kolkata) have devolved advertisement 'fee' post the GST regime. Similarly, Chhattisgarh has devolved advertisement 'cess' post the GST regime

Note:

- Lakshadweep is not covered as a part of the assessment as the union territory does not have a city government
 - The assessment checks whether the city government can collect four main taxes - property, entertainment, profession and advertisement tax.
- Legislations that state that council may pass a resolution to collect certain taxes are not considered as taxes devolved (as the resolutions are subject to state approval), unless there is evidence to suggest otherwise. For advertisement and entertainment taxes, states that have issued a Government Order or introduced an amendment to the municipal legislation, post the introduction of GST act in 2017, to allow city governments to collect these taxes. Advertisement and entertainment fees are considered as taxes, as per court interpretations. If there are no such amendments/GOs, it is assumed that the taxes are subsumed under GST. States that have enacted a separate municipal profession tax that enable the city governments to collect profession tax are considered as devolved

Table 19 | Power of city government to raise borrowings and invest surplus monies without prior approval of the state government

Sl. No.	State	Power to borrow	Power to invest
1	Andaman and Nicobar Islands	No	No
2	Andhra Pradesh	No	Yes (Municipal corporations)
3	Arunachal Pradesh	Yes (Municipalities)	Yes (Municipalities)
4	Assam	Yes (Except Guwahati)	Yes
5	Bihar	Yes	Yes
6	Chandigarh	No	No
7	Chhattisgarh	No	Yes (Municipal corporations)
8	Dadra & Nagar Haveli & Daman and Diu	No	Yes
9	Delhi	No	Yes
10	Goa	No	Yes (Municipalities)
11	Gujarat	No	Yes
12	Haryana	No	Yes (Municipalities)
13	Himachal Pradesh	No	Yes (Municipalities)
14	Jammu and Kashmir	No	Yes (Municipalities)
15	Jharkhand	Yes	Yes
16	Karnataka	Yes (Only Bengaluru)	Yes (Municipalities)
17	Kerala	No	No
18	Ladakh	No	Yes
19	Madhya Pradesh	No	Yes (Municipal corporations)
20	Maharashtra	No	Yes
21	Manipur	No	No
22	Meghalaya	Yes	Yes
23	Mizoram	No	Yes
24	Nagaland	No	No
25	Odisha	Yes	Yes (Municipalities)
26	Puducherry	No	No

Sl. No.	State	Power to borrow	Power to invest
27	Punjab	No	No
28	Rajasthan	Yes	Yes
29	Sikkim	No	Yes
30	Tamil Nadu	No	No
31	Telangana	No	Yes (Hyderabad)
32	Tripura	No	Yes
33	Uttar Pradesh	No	No
34	Uttarakhand	No	No
35	West Bengal	No	Yes (Municipalities, Kolkata and Howrah)

Source: Assessment of 82 municipal acts, across 35 states and union territories

Note:

1. Lakshadweep is not covered as a part of the assessment as the union territory does not have a city government
2. Power to borrow refers to the empowerment of the city government to borrow without the prior approval of state government or to have a debt limitation policy within which the city would not require state/union government approval
3. Power to invest surplus money refers to the empowerment of the city governments to make investments with the surplus money, without the prior approval/sanction of the state government

Table 20 | Mandate to prepare Medium-Term Fiscal Plan (MTFP)

Sl. No.	State	Mandate for MTFP
1	Andaman and Nicobar Islands	No
2	Andhra Pradesh	No
3	Arunachal Pradesh	No
4	Assam	Yes*
5	Bihar	No
6	Chandigarh	No
7	Chhattisgarh	No
8	Dadra & Nagar Haveli & Daman and Diu	No
9	Delhi	No
10	Goa	No
11	Gujarat	No
12	Haryana	No
13	Himachal Pradesh	No
14	Jammu and Kashmir	No
15	Jharkhand	No

Sl. No.	State	Mandate for MTFP
16	Karnataka	Yes*
17	Kerala	No
18	Ladakh	No
19	Madhya Pradesh	No
20	Maharashtra	No
21	Manipur	No
22	Meghalaya	No
23	Mizoram	No
24	Nagaland	No
25	Odisha	No
26	Puducherry	No
27	Punjab	No
28	Rajasthan	No
29	Sikkim	No
30	Tamil Nadu	No
31	Telangana	No
32	Tripura	No
33	Uttar Pradesh	No
34	Uttarakhand	No
35	West Bengal	No

Source: Assessment of 82 municipal acts, respective state fiscal responsibility legislations and other such allied legislations across 35 states and union territories

*Assam Local Self-Government Fiscal Responsibility Act, 2011 and Karnataka Local Fund Authorities Fiscal Responsibility Act, 2003 mandate local governments to frame MTFP. However, rules for neither have been notified

Note:

1. Lakshadweep is not covered as a part of the assessment as the union territory does not have a city government

Table 21 | Mandate for external audit of annual accounts

Sl. No.	State	Mandate for external audit of accounts
1	Andaman and Nicobar Islands	No
2	Andhra Pradesh	Yes
3	Arunachal Pradesh	Yes
4	Assam	Yes (Municipal corporations)
5	Bihar	Yes
6	Chandigarh	Yes

Sl. No.	State	Mandate for external audit of accounts
7	Chhattisgarh	Yes
8	Dadra & Nagar Haveli & Daman and Diu	No
9	Delhi	No
10	Goa	No
11	Gujarat	No
12	Haryana	Yes
13	Himachal Pradesh	Yes
14	Jammu and Kashmir	Yes
15	Jharkhand	Yes
16	Karnataka	Yes
17	Kerala	Yes
18	Ladakh	Yes
19	Madhya Pradesh	Yes
20	Maharashtra	Yes
21	Manipur	Yes
22	Meghalaya	No
23	Mizoram	Yes
24	Nagaland	Yes
25	Odisha	No
26	Puducherry	Yes
27	Punjab	Yes (Municipal corporations)
28	Rajasthan	Yes
29	Sikkim	Yes
30	Tamil Nadu	Yes
31	Telangana	Yes
32	Tripura	No
33	Uttar Pradesh	No
34	Uttarakhand	No
35	West Bengal	Yes

Source: Assessment of 82 municipal acts, respective state local fund audit legislations and other such relevant legislations across 35 states and union territories

Note:

1. Lakshadweep is not covered as a part of the assessment as the union territory does not have a city government
2. Audit conducted by the municipal auditor of the city government who is either appointed by the city government/state government is not considered as an external audit

Table 22 | Mandate for Double Entry Accrual Based Accounting System (DEABAS)

Sl. No.	State	Mandate for DEABAS
1	Andaman and Nicobar Islands	Yes
2	Andhra Pradesh	Yes
3	Arunachal Pradesh	Yes
4	Assam	Yes
5	Bihar	Yes
6	Chandigarh	Yes
7	Chhattisgarh	Yes
8	Dadra & Nagar Haveli & Daman and Diu	Yes
9	Delhi	Yes
10	Goa	Yes
11	Gujarat	Yes
12	Haryana	Yes
13	Himachal Pradesh	Yes
14	Jammu and Kashmir	Yes
15	Jharkhand	Yes
16	Karnataka	Yes
17	Kerala	Yes
18	Ladakh	No
19	Madhya Pradesh	Yes
20	Maharashtra	Yes
21	Manipur	No
22	Meghalaya	No
23	Mizoram	Yes
24	Nagaland	No
25	Odisha	Yes
26	Puducherry	Yes
27	Punjab	Yes
28	Rajasthan	Yes
29	Sikkim	Yes
30	Tamil Nadu	Yes
31	Telangana	Yes
32	Tripura	Yes
33	Uttar Pradesh	Yes
34	Uttarakhand	Yes
35	West Bengal	Yes

Source: Assessment of 82 municipal acts, municipal account manual/ code, SFC/ CAG reports across 35 states and union territories

Note:

1. Lakshadweep is not covered as a part of the assessment as the union territory does not have a city government

Table 23 | Constitution of SFC in a timely manner

Sl. No.	State	Timely constitution of SFC
1	Andaman and Nicobar Islands	No
2	Andhra Pradesh	No
3	Arunachal Pradesh	No
4	Assam	No
5	Bihar	Yes
6	Chandigarh	Yes
7	Chhattisgarh	No
8	Dadra & Nagar Haveli & Daman and Diu	No
9	Delhi	No
10	Goa	No
11	Gujarat	No
12	Haryana	Yes
13	Himachal Pradesh	Yes
14	Jammu and Kashmir	No
15	Jharkhand	No
16	Karnataka	No
17	Kerala	Yes
18	Ladakh	No
19	Madhya Pradesh	No
20	Maharashtra	No
21	Manipur	No
22	Meghalaya	No
23	Mizoram	No
24	Nagaland	No
25	Odisha	No
26	Puducherry	No
27	Punjab	Yes
28	Rajasthan	Yes
29	Sikkim	Yes
30	Tamil Nadu	Yes
31	Telangana	No
32	Tripura	No

Sl. No.	State	Timely constitution of SFC
33	Uttar Pradesh	No
34	Uttarakhand	Yes
35	West Bengal	No

Source: Assessment of SFC constitution notifications, CAG/ SFC and other such allied reports, across 35 states and union territories

Note:

- Lakshadweep is not covered as a part of the assessment as the union territory does not have a city government
- States that have constituted sixth SFC, keeping in line with the 74th CAA, are considered for periodic constitution. States which have attained statehood post the enactment of 74th CAA that have constituted the commission keeping in line with the ideal SFC cycle of one SFC every five years, are considered in periodic constitution.

Table 24 | Mandate for minimum tenure of municipal commissioner

Sl. No.	State	Mandate for minimum tenure of municipal commissioner
1	Andaman and Nicobar Islands	No mandates for minimum tenure
2	Andhra Pradesh	No mandates for minimum tenure
3	Arunachal Pradesh	No mandate for minimum tenure (Municipalities) 3 years (Municipal corporations)
4	Assam	No mandates for minimum tenure
5	Bihar	No mandates for minimum tenure
6	Chandigarh	3 years
7	Chhattisgarh	No mandates for minimum tenure
8	Dadra & Nagar Haveli & Daman and Diu	No mandates for minimum tenure
9	Delhi	5 years
10	Goa	No mandates for minimum tenure
11	Gujarat	No mandates for minimum tenure
12	Haryana	No mandate for minimum tenure (Municipalities) 3 years (Municipal corporations)

Sl. No.	State	Mandate for minimum tenure of municipal commissioner
13	Himachal Pradesh	No minimum tenure (Municipalities) 3 years (Municipal corporations)
14	Jammu and Kashmir	No mandate for minimum tenure (Municipalities) 3 years (Municipal corporations)
15	Jharkhand	No mandates for minimum tenure
16	Karnataka	No mandate for minimum tenure (Municipalities) 2 years (Municipal corporations)
17	Kerala	No mandates for minimum tenure
18	Ladakh	No mandates for minimum tenure
19	Madhya Pradesh	No mandates for minimum tenure
20	Maharashtra	No mandates for minimum tenure
21	Manipur	No mandates for minimum tenure
22	Meghalaya	No mandates for minimum tenure
23	Mizoram	No mandates for minimum tenure
24	Nagaland	No mandates for minimum tenure
25	Odisha	No mandate for minimum tenure (Municipalities) 3 years (Municipal corporations)
26	Puducherry	No mandates for minimum tenure
27	Punjab	No mandate for minimum tenure (Municipalities) 3 years (Municipal corporations)
28	Rajasthan	No mandates for minimum tenure
29	Sikkim	Not less than 3 years
30	Tamil Nadu	No mandates for minimum tenure
31	Telangana	No mandates for minimum tenure
32	Tripura	No mandates for minimum tenure
33	Uttar Pradesh	No mandates for minimum tenure
34	Uttarakhand	No mandates for minimum tenure
35	West Bengal	No mandates for minimum tenure

Source: Assessment of 82 municipal acts, across 35 states and union territories

Note:

1. Lakshadweep is not covered as a part of the assessment as the union territory does not have a city government

Table 25 | Mandate for performance management system in the city government

Sl. No.	State	Mandate for performance management system
1	Andaman and Nicobar Islands	No
2	Andhra Pradesh	No
3	Arunachal Pradesh	No
4	Assam	No
5	Bihar	No
6	Chandigarh	No
7	Chhattisgarh	No
8	Dadra & Nagar Haveli & Daman and Diu	No
9	Delhi	No
10	Goa	No
11	Gujarat	No
12	Haryana	No
13	Himachal Pradesh	No
14	Jammu and Kashmir	No
15	Jharkhand	No
16	Karnataka	Yes* (Bengaluru)
17	Kerala	No
18	Ladakh	No
19	Madhya Pradesh	No
20	Maharashtra	No
21	Manipur	No
22	Meghalaya	No
23	Mizoram	No
24	Nagaland	No
25	Odisha	No
26	Puducherry	No
27	Punjab	No
28	Rajasthan	No
29	Sikkim	No
30	Tamil Nadu	No
31	Telangana	No
32	Tripura	No
33	Uttar Pradesh	No
34	Uttarakhand	No
35	West Bengal	No

Source: Assessment of 82 municipal acts, across 35 states and union territories

*Karnataka (Bengaluru) has mandated city government to establish a performance management system for the officials. However, the rules for the same have not been notified

Note:

1. Lakshadweep is not covered as a part of the assessment as the union territory does not have a city government

Table 26 | Mandate for dedicated municipal cadre

Sl. No.	State	Municipal cadre
1	Andaman and Nicobar Islands	Yes
2	Andhra Pradesh	Yes
3	Arunachal Pradesh	No
4	Assam	Yes
5	Bihar	Yes
6	Chandigarh	Yes
7	Chhattisgarh	Yes
8	Dadra & Nagar Haveli & Daman and Diu	No
9	Delhi	No
10	Goa	Yes
11	Gujarat	Yes (Municipalities)
12	Haryana	Yes
13	Himachal Pradesh	No
14	Jammu and Kashmir	Yes
15	Jharkhand	Yes
16	Karnataka	Yes
17	Kerala	Yes
18	Ladakh	No
19	Madhya Pradesh	Yes
20	Maharashtra	Yes
21	Manipur	Yes
22	Meghalaya	No
23	Mizoram	Yes
24	Nagaland	No
25	Odisha	Yes
26	Puducherry	No
27	Punjab	Yes
28	Rajasthan	Yes
29	Sikkim	No
30	Tamil Nadu	Yes
31	Telangana	Yes
32	Tripura	No
33	Uttar Pradesh	Yes
34	Uttarakhand	Yes
35	West Bengal	Yes

Table 27 | Mode of mayoral election and tenure of mayor

Sl. No.	State	Mode of election	Tenure of mayor (in years)
1	Andaman and Nicobar Islands	Indirect	1
2	Andhra Pradesh	Indirect	5
3	Arunachal Pradesh	Indirect	5 - Municipalities 2.5 - Municipal corporations
4	Assam	Indirect	5
5	Bihar	Direct	5
6	Chandigarh	Indirect	1
7	Chhattisgarh	Indirect	5
8	Dadra & Nagar Haveli & Daman and Diu	Indirect	5
9	Delhi	Indirect	1
10	Goa	Indirect	5 - Municipalities 1 - Panaji
11	Gujarat	Indirect	2.5
12	Haryana	Direct	5
13	Himachal Pradesh	Indirect	5 - Municipalities 2.5 - Municipal corporations
14	Jammu and Kashmir	Indirect	5 - Municipalities 2.5 - Municipal corporations
15	Jharkhand	Direct	5
16	Karnataka	Indirect	2.5 - Municipalities and Bengaluru 1 - Municipal corporations
17	Kerala	Indirect	5
18	Ladakh	Indirect	5
19	Madhya Pradesh	Direct	5
20	Maharashtra	Indirect	2.5
21	Manipur	Indirect	5
22	Meghalaya	Indirect	5
23	Mizoram	Indirect	5
24	Nagaland	Indirect	5
25	Odisha	Direct	5
26	Puducherry	Direct	5

Source: Assessment of 82 municipal acts, respective state municipal cadre rules, AMRUT SAAP reports and other such reports across 35 states and union territories

Note:

1. Lakshadweep is not covered as a part of the assessment as the union territory does not have a city government

Sl. No.	State	Mode of election	Tenure of mayor (in years)
27	Punjab	Indirect	5
28	Rajasthan	Indirect	5
29	Sikkim	Indirect	5
30	Tamil Nadu	Indirect	5
31	Telangana	Indirect	5
32	Tripura	Indirect	5
33	Uttar Pradesh	Direct	5
34	Uttarakhand	Direct	5
35	West Bengal	Indirect	5

Source: Assessment of 82 municipal acts across 35 states and union territories

Note:

1. Lakshadweep is not covered as a part of the assessment as the union territory does not have a city government.

Table 28 | Power of city government to appoint municipal commissioner

Sl. No.	State	Power to appoint	Right to be consulted
1	Andaman and Nicobar Islands	No	No
2	Andhra Pradesh	No	No
3	Arunachal Pradesh	No	No
4	Assam	No	No
5	Bihar	No	Yes
6	Chandigarh	No	No
7	Chhattisgarh	No	No
8	Dadra & Nagar Haveli & Daman and Diu	No	No
9	Delhi	No	No
10	Goa	No	No
11	Gujarat	No	No
12	Haryana	No	No
13	Himachal Pradesh	No	No
14	Jammu and Kashmir	No	No
15	Jharkhand	No	No
16	Karnataka	No	Yes (Municipal corporations)

Sl. No.	State	Power to appoint	Right to be consulted
17	Kerala	No	Yes
18	Ladakh	No	No
19	Madhya Pradesh	No	No
20	Maharashtra	No	No
21	Manipur	Yes, with the approval of state	No
22	Meghalaya	Yes, with the approval of state	No
23	Mizoram	No	No
24	Nagaland	No	No
25	Odisha	No	No
26	Puducherry	No	No
27	Punjab	No	No
28	Rajasthan	No	No
29	Sikkim	No	No
30	Tamil Nadu	No	No
31	Telangana	No	No
32	Tripura	Yes	No
33	Uttar Pradesh	Yes* (Municipalities)	No
34	Uttarakhand	Yes* (Municipalities)	No
35	West Bengal	Yes** (Howrah)	Yes (Municipal corporations, except Howrah)

Source: Assessment of 82 municipal acts across 35 states and union territories

*Appointment to the post of commissioner can be made by the council, unless, the state directs otherwise

**Appointment to the post of commissioner under Howrah Municipal Corporation Act, 1980 can be made either by the state or the mayor-in-council in consultation with the state public service commission

Note:

1. Lakshadweep is not covered as a part of the assessment as the union territory does not have a city government

Table 29 | Power of city government over municipal staff

Sl. No.	State	Power to appoint	Power to initiate disciplinary action	Power to terminate
1	Andaman and Nicobar Islands	Recommendatory	No Power	Recommendatory
2	Andhra Pradesh	Recommendatory	Recommendatory	Recommendatory
3	Arunachal Pradesh	No Power (Municipalities) Recommendatory (Municipal corporations)	No Power	No Power
4	Assam	Unilateral (Municipalities) Recommendatory (Municipal corporations)	No Power (Municipalities and Municipal Corporations) Recommendatory (Guwahati)	Recommendatory (Municipalities and Guwahati) No Power (Municipal corporations)
5	Bihar	No Power	No Power	No Power
6	Chandigarh	Recommendatory	Recommendatory	Recommendatory
7	Chhattisgarh	Recommendatory	Recommendatory	Recommendatory
8	Dadra & Nagar Haveli and Daman and Diu	Recommendatory	Recommendatory	Recommendatory
9	Delhi	Recommendatory	Recommendatory	Recommendatory
10	Goa	Recommendatory	Recommendatory	Recommendatory
11	Gujarat	Recommendatory	Recommendatory	Recommendatory
12	Haryana	No Power (Municipalities) Recommendatory (Municipal corporations)	No Power (Municipalities) Recommendatory (Municipal corporations)	No Power (Municipalities) Recommendatory (Municipal corporations)
13	Himachal Pradesh	Recommendatory	Recommendatory	Recommendatory
14	Jammu and Kashmir	No Power (Municipalities) Recommendatory (Municipal corporations)	No Power	No Power
15	Jharkhand	Recommendatory	Recommendatory	Recommendatory
16	Karnataka	Recommendatory	Recommendatory	Recommendatory

Sl. No.	State	Power to appoint	Power to initiate disciplinary action	Power to terminate
17	Kerala	Recommendatory	Unilateral	Unilateral
18	Ladakh	No Power	No Power	No Power
19	Madhya Pradesh	Recommendatory	No Power (Municipalities) Recommendatory (Municipal corporations)	No Power (Municipalities) Recommendatory (Municipal corporations)
20	Maharashtra	Recommendatory	Recommendatory (Municipalities and Mumbai) Unilateral (Municipal corporations)	Recommendatory (Municipalities and Mumbai) Unilateral (Municipal corporations)
21	Manipur	Recommendatory	Unilateral	Unilateral
22	Meghalaya	Recommendatory	Recommendatory	Recommendatory
23	Mizoram	Recommendatory	Recommendatory	Recommendatory
24	Nagaland	Recommendatory	Recommendatory	Recommendatory
25	Odisha	No Power	No Power	Recommendatory
26	Puducherry	Recommendatory	No Power	No Power
27	Punjab	Recommendatory	Recommendatory	Recommendatory
28	Rajasthan	Recommendatory	Recommendatory	Recommendatory
29	Sikkim	No Power	No Power	No Power
30	Tamil Nadu	Recommendatory	Recommendatory	Recommendatory
31	Telangana	Recommendatory	Recommendatory	No Power (Municipalities) Recommendatory (Hyderabad)
32	Tripura	Unilateral	Recommendatory	No Power
33	Uttar Pradesh	Recommendatory	Recommendatory	Unilateral (Municipalities) Recommendatory (Municipal corporations)
34	Uttarakhand	Recommendatory	Recommendatory	Unilateral (Municipalities) Recommendatory (Municipal corporations)

Sl. No.	State	Power to appoint	Power to initiate disciplinary action	Power to terminate
35	West Bengal	Recommendatory	Recommendatory (Municipalities and Municipal Corporation) Kolkata (Unilateral)	Recommendatory (Municipalities and Municipal Corporation) Kolkata (Unilateral)

Source: Assessment of 82 municipal acts across 35 states and union territories

Note:

1. Lakshadweep is not covered as a part of the assessment as the union territory does not have a city government
2. Recommendatory powers refer to the city government's ability to make recommendations for appointments/ termination/ disciplinary action but the ultimate decision lies with the state government or state public service commission. Recommendatory power also includes cases where the city governments can make appointments/ terminate employment/ initiate disciplinary action against certain grade of officers and not all.
3. Unilateral power refers to the power of the city government to make appointments, take disciplinary action and terminate employment, except for the post of municipal commissioner, on its own and without the approval of the state government or any state agency.

Table 30 | Constitution of Metropolitan Planning Committee (MPC)

Sl. No.	State	Provision for constituting MPC	Notification of rules	Mayor as ex-officio member of MPC
1	Andaman and Nicobar Islands	NA	NA	NA
2	Andhra Pradesh	Yes	No	Yes
3	Arunachal Pradesh	NA	NA	NA
4	Assam	NA	NA	NA
5	Bihar	Yes	Yes	No
6	Chandigarh	NA	NA	NA
7	Chhattisgarh	No	No	No
8	Dadra & Nagar Haveli & Daman and Diu	NA	NA	NA
9	Delhi	Yes	Yes	No*
10	Goa	NA	NA	NA
11	Gujarat	Yes	Yes	Yes
12	Haryana	Yes	Yes	No
13	Himachal Pradesh	NA	NA	NA

Sl. No.	State	Provision for constituting MPC	Notification of rules	Mayor as ex-officio member of MPC
14	Jammu and Kashmir	NA	NA	NA
15	Jharkhand	Yes	No	Yes
16	Karnataka	Yes	Yes	Yes
17	Kerala	NA	NA	NA
18	Ladakh	NA	NA	NA
19	Madhya Pradesh	No	No	No
20	Maharashtra	Yes	Yes	No
21	Manipur	NA	NA	NA
22	Meghalaya	NA	NA	NA
23	Mizoram	NA	NA	NA
24	Nagaland	NA	NA	NA
25	Odisha	NA	NA	NA
26	Puducherry	NA	NA	NA
27	Punjab	Yes	Yes	Yes
28	Rajasthan	Yes	No	No
29	Sikkim	NA	NA	NA
30	Tamil Nadu	Yes	No	No
31	Telangana	Yes	No	Yes
32	Tripura	NA	NA	NA
33	Uttar Pradesh	Yes	Yes	No
34	Uttarakhand	NA	NA	NA
35	West Bengal	Yes	Yes	Yes

Source: Assessment of 82 municipal acts, respective state MPC acts/ rules across 35 states and union territories

*National Capital Territory of Delhi has been exempted from the provisions of the 74th CAA which provides for the constitution of MPC

Note:

1. Lakshadweep is not covered as a part of the assessment as the union territory does not have a city government
2. NA - Not applicable. States marked as NA do not have a metropolitan city basis Census 2011.

Table 31 | Status of devolution of functions under the Twelfth Schedule of the Constitution across all states

Sl.No.	State	City government category	Urban planning including town planning	Regulation of land-use and construction of buildings	Planning for economic and social development	Roads and bridges	Water supply for domestic, industrial and commercial purposes	Public health, sanitation conservancy and solid waste management	Public health	Sanitation conservancy and solid waste management	Fire services	Urban forestry, protection of the environment and promotion of ecological aspects	Safeguarding the interests of weaker sections of society, including the handicapped and mentally retarded	Slum improvement and upgradation	Urban poverty alleviation	Provision of urban amenities and facilities such as parks, gardens, playgrounds	Promotion of cultural, educational and aesthetic aspects	Education	Culture & aesthetics	Burials and burial grounds; cremations, cremation grounds; and electric crematoriums	Cattle pounds; prevention of cruelty to animals	Vital statistics including registration of births and deaths	Public amenities including street lighting, parking lots, bus stops and public conveniences	Regulation of slaughter houses and tanneries
1	Andaman and Nicobar Islands	All	Shall	Shall	Shall	Shall	Shall	Shall	Shall	Shall	Shall	Shall	Shall	Shall	Shall	Shall	Shall	Shall	Shall	Shall	Shall	Shall	Shall	Shall
2	Arunachal Pradesh	Municipalities	Not devol.	Not devol.	Shall	Shall	Shall	Shall	Shall	Shall	Not devol.	Shall	May	May	Not devol.	Shall	Shall	Shall	Shall	Shall	May	Shall	Shall	Shall
3		Municipal corporations	Shall	Shall	Shall	Shall	Shall	Shall	Shall	Shall	Shall	Shall	Shall	Shall	Shall	Shall	Shall	Shall	Shall	Shall	Shall	Shall	Shall	Shall
4	Andhra Pradesh	Municipalities	Not devol.	Not devol.	Not devol.	Not devol.	Shall - Sep. chap.	Partial	Not devol.	Shall - Sep. chap.	Not devol.	Not devol.	Not devol.	Not devol.	Not devol.	Shall - Sep. chap.	Not devol.	Not devol.	Not devol.	Shall - Sep. chap.	Not devol.	Shall - Sep. chap.	Not devol.	Shall - Sep. chap.
5		Municipal corporations	Not devol.	Not devol.	Shall	Shall	Shall	Shall	Shall	Shall	Not devol.	Shall	May	Shall	Shall	Shall	Shall	Shall	Shall	Shall	Shall	Shall	Not devol.	Shall
6		Visakhapatnam	Not devol.	Not devol.	Shall	Shall	Shall	Shall	Shall	Shall	Not devol.	Shall	May	Shall	Shall	Shall	Shall	Shall	Shall	Shall	Shall	Shall	Not devol.	Shall
7		Vijayawada	Not devol.	Not devol.	Shall	Shall	Shall	Shall	Shall	Shall	Not devol.	Shall	May	Shall	Shall	Shall	Shall	Shall	Shall	Shall	Shall	Shall	Not devol.	Shall
8	Assam	Municipalities	Shall	Shall	Shall	Shall	Shall	Shall	Shall	Shall	Not devol.	Shall	Shall	Shall	Shall	Shall	Shall	Shall	Shall	Shall	Shall	Shall	Shall	Shall
9		Municipal corporations	Not devol.	Not devol.	Shall	Shall	Shall	Partial	May	Shall	Not devol.**	Shall - Sep. chap.	Not devol.	Not devol.	Not devol.	Shall - Sep. chap.	Shall	Shall	Shall	Not devol.	May	Shall - Sep. chap.	Shall	Shall
10		Guwahati	Not devol.	Not devol.	Not devol.	Shall	Shall	Partial	Shall	May	Shall	May	Not devol.	Not devol.	Not devol.	Shall	Not devol.	May	Not devol.	Shall	Shall	Shall	Shall	Shall
11	Bihar	All	Not devol.	Not devol.	Shall	Shall	Shall	Shall	Shall	Shall	Not devol.**	Shall	May	May	Shall	Shall	Shall	Shall	Shall	Shall	May	Shall	Shall	Shall
12	Chandigarh	All	Not devol.	Not devol.	Not devol.	Obl.	Obl.	Obl.	Obl.	Obl.	Obl.	Disc.	Disc.	Not devol.	Not devol.	Obl.	Disc.	Disc.	Disc.	Obl.	Disc.	Obl.	Obl.	Obl.
13	Chhattisgarh	Municipalities	Disc.	Disc.	Disc.	Shall	Shall	Shall	Shall	Shall	Shall	Disc.	Disc.	Not devol.	Disc.	Disc.	Partial	Shall	Not devol.	Shall	Shall	Shall	Shall	Shall
14		Municipal corporations	May	May	May	Shall	Shall	Shall	Shall	Shall	Shall	Shall	May	May	Not devol.	May	Shall	Partial	Shall	Not devol.	Shall	Shall	Shall	Not devol.
15	Dadra & Nagar Haveli and Daman & Diu	All	Not devol.	Not devol.	Shall	Shall	Shall	Shall	Shall	Shall	Shall	May	Shall	Not devol.	Not devol.	May	Partial	Shall	Not devol.	Shall	Shall - Sep. chap.	Not devol.	Shall	Shall

Sl.No.	State	City government category	Urban planning including town planning	Regulation of land-use and construction of buildings	Planning for economic and social development	Roads and bridges	Water supply for domestic, industrial and commercial purposes	Public health, sanitation conservancy and solid waste management	Public health	Sanitation conservancy and solid waste management	Fire services	Urban forestry, protection of the environment and promotion of ecological aspects	Safeguarding the interests of weaker sections of society, including the handicapped and mentally retarded	Slum improvement and upgradation	Urban poverty alleviation	Provision of urban amenities and facilities such as parks, gardens, playgrounds	Promotion of cultural, educational and aesthetic aspects	Education	Culture & aesthetics	Burials and burial grounds; cremations, cremation grounds; and electric crematoriums	Cattle pounds; prevention of cruelty to animals	Vital statistics including registration of births and deaths	Public amenities including street lighting, parking lots, bus stops and public conveniences	Regulation of slaughter houses and tanneries	
49	Sikkim	All	May	Not devol.	Not devol.	Shall	Shall	Shall	Shall	Shall	Not devol.**	Shall	Not devol.	Not devol.	Not devol.	Shall - Sep. chap.	May	May	May	May	Not devol.	Not devol.	Shall	Shall	
50	Telangana	Municipalities	Shall	Shall	Not devol.	Shall	Shall	Shall	Shall	Shall	Not devol.	Shall	Not devol.	Shall	Not devol.	Shall	Shall	Shall	Shall	Shall	Not devol.	Shall	Shall	Shall	
51		Hyderabad	Not devol.	Not devol.	Shall	Shall	Shall	Shall	Shall	Shall	Not devol.	Shall	May	Shall	Shall	Shall	Shall	Shall	Shall	Shall	Shall	Shall	Not devol.	Shall	
52	Tamil Nadu	Municipalities*	Not devol.	Not devol.	Not devol.	Shall - Sep. chap.	Shall - Sep. chap.	Partial	Not devol.	Shall - Sep. chap.	Not devol.	Shall - Sep. chap.	Not devol.	Not devol.	Not devol.	Not devol.	Not devol.	Not devol.	Not devol.	Not devol.	Not devol.	Shall - Sep. chap.	Not devol.	Shall - Sep. chap.	
53		Chennai*	Not devol.	Not devol.	Not devol.	Shall - Sep. chap.	Not devol.	Shall - Sep. chap.	Shall - Sep. chap.	Shall - Sep. chap.	Not devol.	Not devol.	Not devol.	Not devol.	Not devol.	Not devol.	Not devol.	Not devol.	Not devol.	Not devol.	Not devol.	Not devol.	Shall - Sep. chap.	Not devol.	Shall - Sep. chap.
54		Madurai*	Not devol.	Not devol.	Not devol.	Shall - Sep. chap.	Shall - Sep. chap.	Shall - Sep. chap.	Shall - Sep. chap.	Shall - Sep. chap.	Shall - Sep. chap.	Not devol.	Not devol.	Not devol.	Not devol.	Not devol.	Not devol.	Not devol.	Not devol.	Not devol.	Not devol.	Not devol.	Shall - Sep. chap.	Not devol.	Shall - Sep. chap.
55		Coimbatore*	Not devol.	Not devol.	Not devol.	Shall - Sep. chap.	Shall - Sep. chap.	Shall - Sep. chap.	Shall - Sep. chap.	Shall - Sep. chap.	Shall - Sep. chap.	Not devol.	Not devol.	Not devol.	Not devol.	Not devol.	Not devol.	Not devol.	Not devol.	Not devol.	Not devol.	Not devol.	Not devol.	Not devol.	Shall - Sep. chap.
56		Avadi*	Not devol.	Not devol.	Not devol.	Shall - Sep. chap.	Shall - Sep. chap.	Shall - Sep. chap.	Shall - Sep. chap.	Shall - Sep. chap.	Shall - Sep. chap.	Not devol.	Not devol.	Not devol.	Not devol.	Not devol.	Not devol.	Not devol.	Not devol.	Not devol.	Not devol.	Not devol.	Not devol.	Not devol.	Shall - Sep. chap.
57		Tiruchirapalli*	Not devol.	Not devol.	Not devol.	Shall - Sep. chap.	Shall - Sep. chap.	Shall - Sep. chap.	Shall - Sep. chap.	Shall - Sep. chap.	Shall - Sep. chap.	Not devol.	Not devol.	Not devol.	Not devol.	Not devol.	Not devol.	Not devol.	Not devol.	Not devol.	Not devol.	Not devol.	Not devol.	Not devol.	Shall - Sep. chap.
58		Vellore*	Not devol.	Not devol.	Not devol.	Shall - Sep. chap.	Shall - Sep. chap.	Shall - Sep. chap.	Shall - Sep. chap.	Shall - Sep. chap.	Shall - Sep. chap.	Not devol.	Not devol.	Not devol.	Not devol.	Not devol.	Not devol.	Not devol.	Not devol.	Not devol.	Not devol.	Not devol.	Not devol.	Not devol.	Shall - Sep. chap.
59		Thanjavur*	Not devol.	Not devol.	Not devol.	Shall - Sep. chap.	Shall - Sep. chap.	Shall - Sep. chap.	Shall - Sep. chap.	Shall - Sep. chap.	Shall - Sep. chap.	Not devol.	Not devol.	Not devol.	Not devol.	Not devol.	Not devol.	Not devol.	Not devol.	Not devol.	Not devol.	Not devol.	Not devol.	Not devol.	Shall - Sep. chap.
60		Tirunelveli*	Not devol.	Not devol.	Not devol.	Shall - Sep. chap.	Shall - Sep. chap.	Shall - Sep. chap.	Shall - Sep. chap.	Shall - Sep. chap.	Shall - Sep. chap.	Not devol.	Not devol.	Not devol.	Not devol.	Not devol.	Not devol.	Not devol.	Not devol.	Not devol.	Not devol.	Not devol.	Not devol.	Not devol.	Shall - Sep. chap.
61		Salem*	Not devol.	Not devol.	Not devol.	Shall - Sep. chap.	Shall - Sep. chap.	Shall - Sep. chap.	Shall - Sep. chap.	Shall - Sep. chap.	Shall - Sep. chap.	Not devol.	Not devol.	Not devol.	Not devol.	Not devol.	Not devol.	Not devol.	Not devol.	Not devol.	Not devol.	Not devol.	Not devol.	Not devol.	Shall - Sep. chap.

Sl.No.	State	City government category	Urban planning including town planning	Regulation of land-use and construction of buildings	Planning for economic and social development	Roads and bridges	Water supply for domestic, industrial and commercial purposes	Public health, sanitation conservancy and solid waste management	Public health	Sanitation conservancy and solid waste management	Fire services	Urban forestry, protection of the environment and promotion of ecological aspects	Safeguarding the interests of weaker sections of society, including the handicapped and mentally retarded	Slum improvement and upgradation	Urban poverty alleviation	Provision of urban amenities and facilities such as parks, gardens, playgrounds	Promotion of cultural, educational and aesthetic aspects	Education	Culture & aesthetics	Burials and burial grounds; cremations, cremation grounds; and electric crematoriums	Cattle pounds; prevention of cruelty to animals	Vital statistics including registration of births and deaths	Public amenities including street lighting, parking lots, bus stops and public conveniences	Regulation of slaughter houses and tanneries	
62	Tamil Nadu	Tiruppur*	Not devol.	Not devol.	Not devol.	Shall - Sep. chap.	Shall - Sep. chap.	Shall - Sep. chap.	Shall - Sep. chap.	Shall - Sep. chap.	Not devol.	Not devol.	Not devol.	Not devol.	Not devol.	Not devol.	Not devol.	Not devol.	Not devol.	Not devol.	Not devol.	Not devol.	Not devol.	Shall - Sep. chap.	
63		Erode*	Not devol.	Not devol.	Not devol.	Shall - Sep. chap.	Shall - Sep. chap.	Shall - Sep. chap.	Shall - Sep. chap.	Shall - Sep. chap.	Not devol.	Not devol.	Not devol.	Not devol.	Not devol.	Not devol.	Not devol.	Not devol.	Not devol.	Not devol.	Not devol.	Not devol.	Not devol.	Shall - Sep. chap.	
64		Thoothukudi*	Not devol.	Not devol.	Not devol.	Shall - Sep. chap.	Shall - Sep. chap.	Shall - Sep. chap.	Shall - Sep. chap.	Shall - Sep. chap.	Not devol.	Not devol.	Not devol.	Not devol.	Not devol.	Not devol.	Not devol.	Not devol.	Not devol.	Not devol.	Not devol.	Not devol.	Not devol.	Not devol.	Shall - Sep. chap.
65		Dindigul*	Not devol.	Not devol.	Not devol.	Shall - Sep. chap.	Shall - Sep. chap.	Shall - Sep. chap.	Shall - Sep. chap.	Shall - Sep. chap.	Not devol.	Not devol.	Not devol.	Not devol.	Not devol.	Not devol.	Not devol.	Not devol.	Not devol.	Not devol.	Not devol.	Not devol.	Not devol.	Not devol.	Shall - Sep. chap.
66		Hosur*	Not devol.	Not devol.	Not devol.	Shall - Sep. chap.	Shall - Sep. chap.	Shall - Sep. chap.	Shall - Sep. chap.	Shall - Sep. chap.	Not devol.	Not devol.	Not devol.	Not devol.	Not devol.	Not devol.	Not devol.	Not devol.	Not devol.	Not devol.	Not devol.	Not devol.	Not devol.	Not devol.	Shall - Sep. chap.
67		Nagercoil*	Not devol.	Not devol.	Not devol.	Shall - Sep. chap.	Shall - Sep. chap.	Shall - Sep. chap.	Shall - Sep. chap.	Shall - Sep. chap.	Not devol.	Not devol.	Not devol.	Not devol.	Not devol.	Not devol.	Not devol.	Not devol.	Not devol.	Not devol.	Not devol.	Not devol.	Not devol.	Not devol.	Shall - Sep. chap.
68		Kumbakonam*	Not devol.	Not devol.	Not devol.	Shall - Sep. chap.	Shall - Sep. chap.	Shall - Sep. chap.	Shall - Sep. chap.	Shall - Sep. chap.	Not devol.	Not devol.	Not devol.	Not devol.	Not devol.	Not devol.	Not devol.	Not devol.	Not devol.	Not devol.	Not devol.	Not devol.	Not devol.	Not devol.	Shall - Sep. chap.
69		Karur*	Not devol.	Not devol.	Not devol.	Shall - Sep. chap.	Shall - Sep. chap.	Shall - Sep. chap.	Shall - Sep. chap.	Shall - Sep. chap.	Not devol.	Not devol.	Not devol.	Not devol.	Not devol.	Not devol.	Not devol.	Not devol.	Not devol.	Not devol.	Not devol.	Not devol.	Not devol.	Not devol.	Shall - Sep. chap.
70		Kancheepuram*	Not devol.	Not devol.	Not devol.	Shall - Sep. chap.	Shall - Sep. chap.	Shall - Sep. chap.	Shall - Sep. chap.	Shall - Sep. chap.	Not devol.	Not devol.	Not devol.	Not devol.	Not devol.	Not devol.	Not devol.	Not devol.	Not devol.	Not devol.	Not devol.	Not devol.	Not devol.	Not devol.	Shall - Sep. chap.
71		Sivakasi*	Not devol.	Not devol.	Not devol.	Shall - Sep. chap.	Shall - Sep. chap.	Shall - Sep. chap.	Shall - Sep. chap.	Shall - Sep. chap.	Not devol.	Not devol.	Not devol.	Not devol.	Not devol.	Not devol.	Not devol.	Not devol.	Not devol.	Not devol.	Not devol.	Not devol.	Not devol.	Not devol.	Shall - Sep. chap.
72		Cuddalore*	Not devol.	Not devol.	Not devol.	Shall - Sep. chap.	Shall - Sep. chap.	Shall - Sep. chap.	Shall - Sep. chap.	Shall - Sep. chap.	Not devol.	Not devol.	Not devol.	Not devol.	Not devol.	Not devol.	Not devol.	Not devol.	Not devol.	Not devol.	Not devol.	Not devol.	Not devol.	Not devol.	Shall - Sep. chap.
73		Tamparam*	Not devol.	Not devol.	Not devol.	Shall - Sep. chap.	Shall - Sep. chap.	Shall - Sep. chap.	Shall - Sep. chap.	Shall - Sep. chap.	Not devol.	Not devol.	Not devol.	Not devol.	Not devol.	Not devol.	Not devol.	Not devol.	Not devol.	Not devol.	Not devol.	Not devol.	Not devol.	Not devol.	Shall - Sep. chap.

Sl.No.	State	City government category	Urban planning including town planning	Regulation of land-use and construction of buildings	Planning for economic and social development	Roads and bridges	Water supply for domestic, industrial and commercial purposes	Public health, sanitation conservancy and solid waste management	Public health	Sanitation conservancy and solid waste management	Fire services	Urban forestry, protection of the environment and promotion of ecological aspects	Safeguarding the interests of weaker sections of society, including the handicapped and mentally retarded	Slum improvement and upgradation	Urban poverty alleviation	Provision of urban amenities and facilities such as parks, gardens, playgrounds	Promotion of cultural, educational and aesthetic aspects	Education	Culture & aesthetics	Burials and burial grounds; cremations, cremation grounds; and electric crematoriums	Cattle pounds; prevention of cruelty to animals	Vital statistics including registration of births and deaths	Public amenities including street lighting, parking lots, bus stops and public conveniences	Regulation of slaughter houses and tanneries
74	Tripura	All	Shall	Shall	Shall	Shall	Shall	Shall	Shall	Shall	Shall	Shall	Shall	Shall	Shall	Shall	Shall	Shall	Shall	Shall	Shall	Shall	Shall	Shall
75	Uttar Pradesh	Municipalities	Disc.	Not devol.	Not devol.	Obl.	Obl.	Obl.	Obl.	Obl.	Disc.	Obl.	Obl.	Obl.	Obl.	Obl.	Obl.	Obl.	Obl.	Obl.	Obl.	Obl.	Obl.	Not devol.
76		Municipal corporations	Obl.	Not devol.	Not devol.	Obl.	Obl.	Obl.	Obl.	Obl.	Not devol.	Obl.	Obl.	Obl.	Obl.	Obl.	Obl.	Obl.	Obl.	Obl.	Obl.	Obl.	Obl.	Obl.
77	Uttarakhand	Municipalities	Disc.	Not devol.	Not devol.	Obl.	Obl.	Obl.	Obl.	Obl.	Disc.	Obl.	Obl.	Obl.	Obl.	Obl.	Obl.	Obl.	Obl.	Obl.	Obl.	Obl.	Obl.	Not devol.
78		Municipal corporations	Obl.	Not devol.	Not devol.	Obl.	Obl.	Obl.	Obl.	Obl.	Not devol.	Obl.	Obl.	Obl.	Obl.	Obl.	Obl.	Obl.	Obl.	Obl.	Obl.	Obl.	Obl.	Obl.
79	West Bengal	Municipalities	Obl.	Obl.	Not devol.	Obl.	Obl.	Obl.	Obl.	Obl.	Not devol.	Obl.	Disc.	Obl.	Obl.	Obl.	Disc.	Disc.	Disc.	Obl.	Disc.	Obl.	Obl.	Obl.
80		Municipal corporations	Obl.	Obl.	Not devol.	Obl.	Obl.	Obl.	Obl.	Obl.	Not devol.	Not devol.	Disc.	Obl.	Not devol.	Obl.	Disc.	Disc.	Disc.	Obl.	Disc.	Obl.	Not devol.	Obl.
81		Kolkata	Not devol.	Not devol.	Not devol.	Obl.	Obl.	Obl.	Obl.	Obl.	Not devol.**	Obl.	Disc.	Shall - Sep. chap.	Not devol.	Obl.	Disc.	Disc.	Not devol.	Obl.	Disc.	Obl.	Obl.	Obl.
82		Howrah*	Shall - Sep. chap.	Not devol.	Not devol.	Shall - Sep. chap.	Shall - Sep. chap.	Shall	Shall - Sep. chap.	Shall - Sep. chap.	Not devol.	Not devol.	Shall - Sep. chap.	Not devol.	May - Sep. chap.	Not devol.	Shall - Sep. chap.	Partial	Not devol.	Shall - Sep. chap.	Not devol.	Not devol.	Shall - Sep. chap.	Not devol.

Source: Assessment of 82 municipal acts across 35 states and union territories

*The legislation devolves all 18 functions as per the 12th Schedule as 'May' provision

**While the legislation does not provide the maintenance of a fire brigade, it provides for setting up fire hydrants

Note:

1. Lakshadweep is not covered as a part of the assessment as the union territory does not have a city government
2. Shall - Sep. chap. - Separate chapter - the legislation mandates the devolution of the said function in a Sep. chap. (chapter other than the one on functions of the city government)
3. May - Sep. chap. - Separate chapter - the legislation mandates the devolution of the said function as a 'may' provision in a Sep. chap. (chapter other than the one on functions of the city government)
4. Not devol. - Not devolved - The said function has not been devolved to the city government
5. Obl. - Obligatory- The municipal legislation distinguishes the municipal functions as 'obligatory' and 'discretionary'. The said function is devolved as an 'obligation'.
6. Disc. - Discretionary - The municipal legislation distinguishes the municipal functions as 'obligatory' and 'discretionary'. The said function is devolved as 'discretionary'.

Table 32 | Power of city government to approve city budget

Sl. No.	State	Power of city government to approve city budget
1	Andaman and Nicobar Islands	No
2	Andhra Pradesh	Yes (Municipal Corporation)
3	Arunachal Pradesh	No
4	Assam	Yes (Guwahati)
5	Bihar	No
6	Chandigarh	No
7	Chhattisgarh	No
8	Dadra & Nagar Haveli & Daman and Diu	No
9	Delhi	Yes
10	Goa	No
11	Gujarat	Yes
12	Haryana	No
13	Himachal Pradesh	No
14	Jammu and Kashmir	No
15	Jharkhand	No
16	Karnataka	No
17	Kerala	Yes
18	Ladakh	No
19	Madhya Pradesh	No
20	Maharashtra	Yes (Municipal corporations)
21	Manipur	No
22	Meghalaya	Yes
23	Mizoram	Yes
24	Nagaland	No
25	Odisha	No
26	Puducherry	No
27	Punjab	No
28	Rajasthan	No
29	Sikkim	No
30	Tamil Nadu	No
31	Telangana	Yes
32	Tripura	Yes

Sl. No.	State	Power of city government to approve city budget
33	Uttar Pradesh	No
34	Uttarakhand	No
35	West Bengal	Yes

Source: Assessment of 82 municipal acts across 35 states and union territories

Note:

1. Lakshadweep is not covered as a part of the assessment as the union territory does not have a city government
2. If provision is for the city government to forward the copy of the city budget to the state government for which the state government can ask for modifications, and if it provides for indebted corporation to seek government approval to pass the budget then, the city government is not considered to be empowered as the final approving authority of the city budget

Table 33 | Mandate for training city elected officials

Sl. No.	State	Mandates for induction training	Mandates for periodic training
1	Andaman and Nicobar Islands	No	No
2	Andhra Pradesh	No	No
3	Arunachal Pradesh	No	No
4	Assam	No	No
5	Bihar	No	No
6	Chandigarh	No	No
7	Chhattisgarh	No	No
8	Dadra & Nagar Haveli & Daman and Diu	No	No
9	Delhi	No	No
10	Goa	No	No
11	Gujarat	No	No
12	Haryana	No	No
13	Himachal Pradesh	No	No
14	Jammu and Kashmir	No	No
15	Jharkhand	No	No
16	Karnataka	No	No
17	Kerala	Yes	Yes
18	Ladakh	No	No
19	Madhya Pradesh	No	No
20	Maharashtra	No	No
21	Manipur	No	No
22	Meghalaya	No	No

Sl. No.	State	Mandates for induction training	Mandates for periodic training
23	Mizoram	No	No
24	Nagaland	No	No
25	Odisha	No	No
26	Puducherry	No	No
27	Punjab	No	No
28	Rajasthan	No	No
29	Sikkim	No	No
30	Tamil Nadu	No	No
31	Telangana	Yes (Municipalities)	No
32	Tripura	No	No
33	Uttar Pradesh	No	No
34	Uttarakhand	No	No
35	West Bengal	No	No

Source: Assessment of 82 municipal acts across 35 states and union territories

Note:

1. Lakshadweep is not covered as a part of the assessment as the union territory does not have a city government

Table 34 | Constitution of SEC and empowerment of SEC to delimit wards

Sl. No.	State	Constitution of SEC	Power of SEC to delimit wards
1	Andaman and Nicobar Islands	Yes	Yes
2	Andhra Pradesh	Yes	No
3	Arunachal Pradesh	Yes	Yes
4	Assam	Yes	No
5	Bihar	Yes	Yes
6	Chandigarh	Yes	No
7	Chhattisgarh	Yes	No
8	Dadra & Nagar Haveli & Daman and Diu	Yes	Yes
9	Delhi	Yes	No
10	Goa	Yes	No
11	Gujarat	Yes	Yes
12	Haryana	Yes	No
13	Himachal Pradesh	Yes	Yes

Sl. No.	State	Constitution of SEC	Power of SEC to delimit wards
14	Jammu and Kashmir	Yes	Yes
15	Jharkhand	Yes	No
16	Karnataka	Yes	No
17	Kerala	Yes	Yes
18	Ladakh	Yes	Yes
19	Madhya Pradesh	Yes	No
20	Maharashtra	Yes	Yes
21	Manipur	Yes	No
22	Meghalaya	No	No
23	Mizoram	Yes	No
24	Nagaland	Yes	No
25	Odisha	Yes	No
26	Puducherry	Yes	No
27	Punjab	Yes	No
28	Rajasthan	Yes	No
29	Sikkim	Yes	No
30	Tamil Nadu	Yes	No
31	Telangana	Yes	No
32	Tripura	Yes	No
33	Uttar Pradesh	Yes	No
34	Uttarakhand	Yes	No
35	West Bengal	Yes	Yes

Source: Assessment of 82 municipal acts across 35 states and union territories

Note:

1. Lakshadweep is not covered as a part of the assessment as the union territory does not have a city government

Table 35 | Mandate for city elected officials to disclose their income, assets and, interests in public works and contracts

Sl. No.	State	Disclosure of income and assets	Disclosure of interest in public works and contracts taken up by immediate family
1	Andaman and Nicobar Islands	Yes	No
2	Andhra Pradesh	No	No
3	Arunachal Pradesh	No	No
4	Assam	Yes (Municipal corporations)	No

Sl. No.	State	Disclosure of income and assets	Disclosure of interest in public works and contracts taken up by immediate family
5	Bihar	Yes	No
6	Chandigarh	No	No
7	Chhattisgarh	No	No
8	Dadra & Nagar Haveli & Daman and Diu	No	No
9	Delhi	Yes (Municipal corporations)	No
10	Goa	No	No
11	Gujarat	No	No
12	Haryana	No	No
13	Himachal Pradesh	No	No
14	Jammu and Kashmir	No	No
15	Jharkhand	Yes	No
16	Karnataka	Yes (Municipal corporations)	No
17	Kerala	Yes	No
18	Ladakh	No	No
19	Madhya Pradesh	No	No
20	Maharashtra	Yes	No
21	Manipur	No	No
22	Meghalaya	No	No
23	Mizoram	No	No
24	Nagaland	No	No
25	Odisha	No	No
26	Puducherry	No	No
27	Punjab	No	No
28	Rajasthan	No	No
29	Sikkim	No	No
30	Tamil Nadu	Yes	No
31	Telangana	No	No
32	Tripura	No	No
33	Uttar Pradesh	No	No
34	Uttarakhand	Yes (Municipalities)	No
35	West Bengal	No	Yes (Kolkata)

Table 36 | Status of Public Disclosure Law (PDL)

Sl. No.	State	Enactment of PDL	Notification of rules for PDL
1	Andaman and Nicobar Islands	No	No
2	Andhra Pradesh	Yes	Yes
3	Arunachal Pradesh	No	No
4	Assam	Yes	No
5	Bihar	Yes	No
6	Chandigarh	No	No
7	Chhattisgarh	Yes	Yes
8	Dadra & Nagar Haveli & Daman and Diu	No	No
9	Delhi	No	No
10	Goa	No	No
11	Gujarat	Yes	Yes
12	Haryana	Yes	Yes
13	Himachal Pradesh	Yes	No
14	Jammu and Kashmir	Yes	No
15	Jharkhand	Yes	No
16	Karnataka	Yes	Yes
17	Kerala	Yes	Yes
18	Ladakh	Yes	No
19	Madhya Pradesh	Yes	Yes
20	Maharashtra	Yes	No
21	Manipur	Yes	No
22	Meghalaya	Yes	No
23	Mizoram	Yes	Yes
24	Nagaland	No	No
25	Odisha	Yes	No
26	Puducherry	Yes	No
27	Punjab	Yes	Yes
28	Rajasthan	No	No
29	Sikkim	No	No
30	Tamil Nadu	Yes	Yes
31	Telangana	Yes	Yes
32	Tripura	Yes	No
33	Uttar Pradesh	Yes	Yes
34	Uttarakhand	No	No

Source: Assessment of 82 municipal acts across 35 states and union territories

Note:

1. Lakshadweep is not covered as a part of the assessment as the union territory does not have a city government

Sl. No.	State	Enactment of PDL	Notification of rules for PDL
35	West Bengal	Yes (Municipalities and Kolkata)	No

Source: Assessment of 82 municipal acts, state public disclosure laws and rules, across 35 states and union territories

Note:

- Lakshadweep is not covered as a part of the assessment as the union territory does not have a city government
- Amendments passed to the municipal acts mandating city governments to disclose information to the public are considered as well.

Table 37 | Compliance with model PDL

Sl.No.	State	Quarterly audited financial statements	Annual audited financial statements	Service-level benchmarks	Particulars of major works	Details of plans, incomes and budgets			Minutes of meetings
						Plans	Income	Budget	
1	Andaman and Nicobar Islands	No	No	No	No	No	No	No	Yes
2	Andhra Pradesh	No	Yes	Yes	Yes	Yes	Yes	Yes	No
3	Arunachal Pradesh	No	No	No	No	No	No	No	No
4	Assam	Yes	Yes	Yes	Yes	Yes	Yes	Yes	Yes (Mun.)
5	Bihar	Yes	Yes	Yes	Yes	Yes	Yes	Yes	No
6	Chandigarh	No	No	No	No	No	No	No	No
7	Chhattisgarh	No	No	No	No	No	No	No	Yes (Mun.)
8	Dadra & Nagar Haveli & Daman and Diu	No	No	No	No	No	No	No	No
9	Delhi	No	No	No	No	No	No	No	No
10	Goa	No	No	No	No	No	No	No	No
11	Gujarat	Yes	Yes	Yes	Yes	Yes	Yes	Yes	No
12	Haryana	Yes	Yes	Yes	Yes	Yes	Yes	Yes	Yes (Mun.)
13	Himachal Pradesh	Yes	Yes	Yes	Yes	Yes	Yes	Yes	Yes (Mun.)

Sl.No.	State	Quarterly audited financial statements	Annual audited financial statements	Service-level benchmarks	Particulars of major works	Details of plans, incomes and budgets			Minutes of meetings
						Plans	Income	Budget	
14	Jammu and Kashmir	Yes	Yes	Yes	Yes	Yes	Yes	Yes	Yes (Mun.)
15	Jharkhand	Yes	Yes	Yes	Yes	Yes	Yes	Yes	Yes
16	Karnataka	No	Yes (Except Beng.)	Yes	No	No	No	Yes (Except Beng.)	No
17	Kerala	No	Yes	Yes	Yes	Yes	Yes	Yes	No
18	Ladakh	Yes	Yes	Yes	Yes	Yes	Yes	Yes	Yes
19	Madhya Pradesh	No	Yes	Yes	Yes	Yes	Yes	Yes	Yes
20	Maharashtra	Yes	Yes	No	Yes	Yes	Yes	Yes	No
21	Manipur	No	Yes	Yes	Yes	Yes	Yes	Yes	Yes
22	Meghalaya	No	No	No	No	No	No	No	Yes
23	Mizoram	No	Yes	Yes	Yes	Yes	Yes	Yes	Yes
24	Nagaland	No	No	No	No	No	No	No	No
25	Odisha	No	Yes	No	Yes	Yes	Yes	Yes	Yes
26	Puducherry	Yes	Yes	Yes	Yes	Yes	Yes	Yes	No
27	Punjab	Yes	Yes	Yes	Yes	Yes	Yes	No	No
28	Rajasthan	No	No	No	No	No	No	No	No
29	Sikkim	No	No	No	No	No	No	No	No
30	Tamil Nadu	No	Yes	Yes	Yes	Yes	No	Yes	Yes
31	Telangana	No	Yes (Hyd.)	Yes (Hyd.)	Yes (Hyd.)	Yes (Hyd.)	Yes (Hyd.)	Yes (Hyd.)	No
32	Tripura	Yes	Yes	Yes	Yes	Yes	Yes	No	No
33	Uttar Pradesh	No	Yes	Yes	Yes	Yes	Yes	Yes	No
34	Uttarakhand	No	No	No	No	No	No	No	No
35	West Bengal	No	Yes (Mun.)	No	No	No	No	No	No

Source: Assessment of 82 municipal acts, state public disclosure laws and rules, across 35 states and union territories

Note:

- Lakshadweep is not covered as a part of the assessment as the union territory does not have a city government
- Amendments passed to the municipal acts mandating city governments to disclose information to the public are considered as well.
- Beng. - Bengaluru
- Hyd. - Hyderabad
- Mun - Municipalities

Table 38 | Mandate for adoption of open data policy

Sl.No.	State	Adoption of open data standards policy	Open data standards for				
			Annual reports of work done	Financial information of city govt. and wards	Raw and synthesised data on civic works	Information under RTI	Quarterly audited financial reports
1	Andaman and Nicobar Islands	No	No	No	No	No	No
2	Andhra Pradesh	No	No	No	No	No	No
3	Arunachal Pradesh	No	No	No	No	No	No
4	Assam	Yes	No	No	No	No	No
5	Bihar	No	No	No	No	No	No
6	Chandigarh	No	No	No	No	No	No
7	Chhattisgarh	No	No	No	No	No	No
8	Dadra & Nagar Haveli & Daman and Diu	No	No	No	No	No	No
9	Delhi	No	No	No	No	No	No
10	Goa	No	No	No	No	No	No
11	Gujarat	No	No	No	No	No	No
12	Haryana	No	No	No	No	No	No
13	Himachal Pradesh	No	No	No	No	No	No
14	Jammu and Kashmir	No	No	No	No	No	No
15	Jharkhand	Yes	No	No	No	No	No
16	Karnataka	Yes	No	No	No	No	No
17	Kerala	No	No	No	No	No	No
18	Ladakh	No	No	No	No	No	No
19	Madhya Pradesh	Yes	No	No	No	No	No
20	Maharashtra	Yes	No	No	No	No	No
21	Manipur	No	No	No	No	No	No
22	Meghalaya	No	No	No	No	No	No
23	Mizoram	No	No	No	No	No	No
24	Nagaland	No	No	No	No	No	No
25	Odisha	Yes	No	No	No	No	No
26	Puducherry	No	No	No	No	No	No
27	Punjab	Yes	No	No	No	No	No
28	Rajasthan	No	No	No	No	No	No

Sl.No.	State	Adoption of open data standards policy	Open data standards for				
			Annual reports of work done	Financial information of city govt. and wards	Raw and synthesised data on civic works	Information under RTI	Quarterly audited financial reports
29	Sikkim	Yes	No	No	No	No	No
30	Tamil Nadu	Yes	No	No	No	No	No
31	Telangana	Yes	No	No	No	No	No
32	Tripura	No	No	No	No	No	No
33	Uttar Pradesh	No	No	No	No	No	No
34	Uttarakhand	No	No	No	No	No	No
35	West Bengal	No	No	No	No	No	No
35	West Bengal	No	No	No	No	No	No

Source: Assessment of 82 municipal acts, state open data policies, across 35 states and union territories

Note:

1. Lakshadweep is not covered as a part of the assessment as the union territory does not have a city government
2. City govt. - City government

Table 39 | Status of Community Participation Law (CPL)

Sl. No.	State	Mandates for ward committees	Rules for ward committees	Mandates for area sabhas	Rules for area sabhas
1	Andaman and Nicobar Islands	No	No	No	No
2	Andhra Pradesh	Yes	Yes	Yes	Yes
3	Arunachal Pradesh	Yes	Yes (Municipalities)	Yes	Yes (Municipalities)
4	Assam	Yes	Yes	Yes	Yes
5	Bihar	Yes	Yes	Yes	Yes
6	Chandigarh	Yes	No	No	No
7	Chhattisgarh	Yes	Yes	No	No
8	Dadra & Nagar Haveli & Daman and Diu	No	No	No	No
9	Delhi	Yes	Yes	No	No

Sl. No.	State	Mandates for ward committees	Rules for ward committees	Mandates for area sabhas	Rules for area sabhas
10	Goa	Yes (Panaji)	No	No	No
11	Gujarat	Yes (Municipal corporations)	Yes (Municipal corporations)	Yes (Municipal corporations)	Yes (Municipal corporations)
12	Haryana	Yes	No	Yes	No
13	Himachal Pradesh	Yes	No	Yes	No
14	Jammu and Kashmir	Yes	No	Yes	No
15	Jharkhand	Yes	No	Yes	No
16	Karnataka	Yes	Yes (Municipal corporations)	Yes	Yes (Municipal corporations)
17	Kerala	Yes	Yes	No	No
18	Ladakh	Yes	No	Yes	No
19	Madhya Pradesh	Yes	Yes (Municipal corporations)	Yes	Yes
20	Maharashtra	Yes	No	Yes	No
21	Manipur	Yes	Yes	No	No
22	Meghalaya	No	No	No	No
23	Mizoram	Yes	Yes	Yes	Yes
24	Nagaland	No	No	No	No
25	Odisha	Yes	No	Yes	No
26	Puducherry	No	No	No	No
27	Punjab	Yes (Municipal corporations)	No	No	No
28	Rajasthan	Yes	No	No	No
29	Sikkim	Yes	No	No	No
30	Tamil Nadu	Yes	Yes	Yes	Yes
31	Telangana	Yes	Yes	No	No
32	Tripura	Yes	No	No	No
33	Uttar Pradesh	Yes	Yes	No	No
34	Uttarakhand	Yes	No	No	No
35	West Bengal	Yes	Yes (Municipalities)	Yes (Municipalities and Kolkata)	Yes (Municipalities)

Table 40 | Mandate for participatory budgeting in cities

Sl. No.	State	Participatory budgeting in cities
1	Andaman and Nicobar Islands	No
2	Andhra Pradesh	No
3	Arunachal Pradesh	No
4	Assam	No
5	Bihar	No
6	Chandigarh	No
7	Chhattisgarh	No
8	Dadra & Nagar Haveli & Daman and Diu	No
9	Delhi	No
10	Goa	No
11	Gujarat	No
12	Haryana	No
13	Himachal Pradesh	No
14	Jammu and Kashmir	Yes
15	Jharkhand	No
16	Karnataka	Yes
17	Kerala	No
18	Ladakh	Yes
19	Madhya Pradesh	No
20	Maharashtra	No
21	Manipur	No
22	Meghalaya	No
23	Mizoram	No
24	Nagaland	No
25	Odisha	No
26	Puducherry	No
27	Punjab	No
28	Rajasthan	No
29	Sikkim	No
30	Tamil Nadu	No
31	Telangana	No
32	Tripura	No
33	Uttar Pradesh	No

Source: Assessment of 82 municipal acts, respective state community participation laws and rules, across 35 states

Note:

1. Lakshadweep is not covered as a part of the assessment as the union territory does not have a city government

Sl. No.	State	Participatory budgeting in cities
34	Uttarakhand	No
35	West Bengal	No

Source: Assessment of 82 municipal acts, state municipal accounting and budgeting rules, across 35 states and union territories

Note:

1. Lakshadweep is not covered as a part of the assessment as the union territory does not have a city government

Table 41 | Mandate for internal audit in city governments and publishing the internal audit report

Sl. No.	State	Mandates for internal audit	Mandates for publishing of internal audit report
1	Andaman and Nicobar Islands	No	No
2	Andhra Pradesh	No	No
3	Arunachal Pradesh	No	No
4	Assam	No	No
5	Bihar	No	No
6	Chandigarh	No	No
7	Chhattisgarh	No	No
8	Dadra & Nagar Haveli & Daman and Diu	No	No
9	Delhi	No	No
10	Goa	No	No
11	Gujarat	No	No
12	Haryana	No	No
13	Himachal Pradesh	No	No
14	Jammu and Kashmir	Yes	No
15	Jharkhand	No	No
16	Karnataka	Yes (Except Bengaluru)	Yes (Except Bengaluru)
17	Kerala	No	No
18	Ladakh	Yes	No
19	Madhya Pradesh	No	No
20	Maharashtra	No	No
21	Manipur	No	No
22	Meghalaya	No	No
23	Mizoram	No	No
24	Nagaland	No	No
25	Odisha	No	No

Sl. No.	State	Mandates for internal audit	Mandates for publishing of internal audit report
26	Puducherry	No	No
27	Punjab	No	No
28	Rajasthan	No	No
29	Sikkim	No	No
30	Tamil Nadu	No	No
31	Telangana	No	No
32	Tripura	No	No
33	Uttar Pradesh	No	No
34	Uttarakhand	No	No
35	West Bengal	No	No

Source: Assessment of 82 municipal acts, respective state municipal audit manuals/ rules, across 35 states and union territories

Note:

1. Lakshadweep is not covered as a part of the assessment as the union territory does not have a city government

Table 42 | Mandate for digital governance roadmap in city governments

Sl. No.	State	Mandate for digital governance roadmap
1	Andaman and Nicobar Islands	No
2	Andhra Pradesh	No
3	Arunachal Pradesh	No
4	Assam	No
5	Bihar	No
6	Chandigarh	No
7	Chhattisgarh	No
8	Dadra & Nagar Haveli & Daman and Diu	No
9	Delhi	No
10	Goa	No
11	Gujarat	No
12	Haryana	No
13	Himachal Pradesh	No
14	Jammu and Kashmir	No
15	Jharkhand	No
16	Karnataka	No
17	Kerala	No

Sl. No.	State	Mandate for digital governance roadmap
18	Ladakh	No
19	Madhya Pradesh	No
20	Maharashtra	Yes
21	Manipur	No
22	Meghalaya	No
23	Mizoram	No
24	Nagaland	No
25	Odisha	No
26	Puducherry	No
27	Punjab	No
28	Rajasthan	No
29	Sikkim	No
30	Tamil Nadu	No
31	Telangana	No
32	Tripura	No
33	Uttar Pradesh	No
34	Uttarakhand	No
35	West Bengal	No

Source: Assessment of 82 municipal acts, state e-governance policies, across 35 states

Note:

1. Lakshadweep is not covered as a part of the assessment as the union territory does not have a city government

Table 43 | Mandate for guaranteed public service delivery to citizens

Sl. No	State	Enactment of guaranteed service delivery act
1	Andaman and Nicobar Islands	No
2	Andhra Pradesh	Yes
3	Arunachal Pradesh	Yes
4	Assam	Yes
5	Bihar	Yes
6	Chandigarh	Yes

Sl. No	State	Enactment of guaranteed service delivery act
7	Chhattisgarh	Yes
8	Dadra & Nagar Haveli & Daman and Diu	No
9	Delhi	Yes
10	Goa	Yes
11	Gujarat	Yes
12	Haryana	Yes
13	Himachal Pradesh	Yes
14	Jammu and Kashmir	Yes
15	Jharkhand	Yes
16	Karnataka	Yes
17	Kerala	Yes
18	Ladakh	No
19	Madhya Pradesh	Yes
20	Maharashtra	Yes
21	Manipur	Yes
22	Meghalaya	Yes
23	Mizoram	Yes
24	Nagaland	No
25	Odisha	Yes
26	Puducherry	No
27	Punjab	Yes
28	Rajasthan	Yes
29	Sikkim	No
30	Tamil Nadu	No
31	Telangana	No
32	Tripura	Yes
33	Uttar Pradesh	Yes
34	Uttarakhand	Yes
35	West Bengal	Yes

Source: Assessment of state public service delivery acts, across 35 states and union territories

Note:

1. Lakshadweep is not covered as a part of the assessment as the union territory does not have a city government

Table 44 | Mandate for publishing citizen charter by city governments

Sl. No.	State	Citizen charter providing for :		
		Target levels of service	Timeline for delivery of service	Protocols for obtaining relief when service levels are not met
1	Andaman and Nicobar Islands	No	No	No
2	Andhra Pradesh	No	No	No
3	Arunachal Pradesh	No	No	No
4	Assam	No	No	No
5	Bihar	No	No	No
6	Chandigarh	No	No	No
7	Chhattisgarh	No	No	No
8	Dadra & Nagar Haveli & Daman and Diu	No	No	No
9	Delhi	No	No	No
10	Goa	No	No	No
11	Gujarat	No	No	No
12	Haryana	No	No	No
13	Himachal Pradesh	No	No	No
14	Jammu and Kashmir	No	No	No
15	Jharkhand	No	No	No
16	Karnataka	No	No	No
17	Kerala	No	Yes	No
18	Ladakh	No	No	No
19	Madhya Pradesh	No	No	No
20	Maharashtra	No	Yes	No
21	Manipur	No	No	No
22	Meghalaya	No	No	No
23	Mizoram	No	No	No
24	Nagaland	No	No	No
25	Odisha	No	No	No
26	Puducherry	No	No	No
27	Punjab	No	No	No
28	Rajasthan	No	No	No
29	Sikkim	No	No	No
30	Tamil Nadu	No	No	No
31	Telangana	No	No	No
32	Tripura	No	No	No
33	Uttar Pradesh	No	No	No

Sl. No.	State	Citizen charter providing for :		
		Target levels of service	Timeline for delivery of service	Protocols for obtaining relief when service levels are not met
34	Uttarakhand	No	No	No
35	West Bengal	No	Yes (Municipalities)	No

Source: Assessment of 82 municipal acts, state public disclosure laws and rules, across 35 states and union territories

Note:

1. Lakshadweep is not covered as a part of the assessment as the union territory does not have a city government

Table 45 | Mandate for local body ombudsman

Sl. No.	State	Ombudsman for service-related issues	Ombudsman for corruption/mal-administration
1	Andaman and Nicobar Islands	No	Yes
2	Andhra Pradesh	No	No
3	Arunachal Pradesh	No	No
4	Assam	No	No
5	Bihar	No	No
6	Chandigarh	No	No
7	Chhattisgarh	No	No
8	Dadra & Nagar Haveli & Daman and Diu	Yes	Yes
9	Delhi	Yes	No
10	Goa	No	No
11	Gujarat	No	No
12	Haryana	No	No
13	Himachal Pradesh	No	No
14	Jammu and Kashmir	Yes	Yes
15	Jharkhand	Yes	Yes
16	Karnataka	No	No
17	Kerala	Yes	Yes
18	Ladakh	Yes	Yes
19	Madhya Pradesh	No	No
20	Maharashtra	No	No
21	Manipur	Yes	Yes
22	Meghalaya	No	No
23	Mizoram	Yes	Yes

Sl. No.	State	Ombudsman for service-related issues	Ombudsman for corruption/mal-administration
24	Nagaland	No	No
25	Odisha	Yes (Municipal corporations)	No
26	Puducherry	No	No
27	Punjab	No	No
28	Rajasthan	No	No
29	Sikkim	No	No
30	Tamil Nadu	No	Yes
31	Telangana	No	No
32	Tripura	No	No
33	Uttar Pradesh	No	No
34	Uttarakhand	No	No
35	West Bengal	No	No

Source: Assessment of 82 municipal acts, respective state local body ombudsman acts, across 35 states and union territories

Note:

1. Lakshadweep is not covered as a part of the assessment as the union territory does not have a city government

Table 46 | Powers of local body ombudsman

Sl. No.	State	Resolve Inter-agency dispute		Investigate corruption suo-motu
		Between municipal bodies	Between municipal bodies and other civic agencies	
1	Andaman and Nicobar Islands	No	No	Yes
2	Andhra Pradesh	No	No	No
3	Arunachal Pradesh	No	No	No
4	Assam	No	No	No
5	Bihar	No	No	No
6	Chandigarh	No	No	No
7	Chhattisgarh	No	No	No
8	Dadra & Nagar Haveli & Daman and Diu	No	No	No
9	Delhi	No	No	No

Sl. No.	State	Resolve Inter-agency dispute		Investigate corruption suo-motu
		Between municipal bodies	Between municipal bodies and other civic agencies	
10	Goa	No	No	No
11	Gujarat	No	No	No
12	Haryana	No	No	No
13	Himachal Pradesh	No	No	No
14	Jammu and Kashmir	No	No	No
15	Jharkhand	Yes	No	No
16	Karnataka	No	No	No
17	Kerala	No	No	Yes
18	Ladakh	No	No	No
19	Madhya Pradesh	No	No	No
20	Maharashtra	No	No	No
21	Manipur	No	No	Yes
22	Meghalaya	No	No	No
23	Mizoram	Yes	No	No
24	Nagaland	No	No	No
25	Odisha	Yes (Municipal corporations)	No	No
26	Puducherry	No	No	No
27	Punjab	No	No	No
28	Rajasthan	No	No	No
29	Sikkim	No	No	No
30	Tamil Nadu	No	No	No
31	Telangana	No	No	No
32	Tripura	No	No	No
33	Uttar Pradesh	No	No	No
34	Uttarakhand	No	No	No
35	West Bengal	No	No	No

Source: Assessment of 82 municipal acts, respective state local body ombudsman acts, across 35 states and union territories

Note:

1. Lakshadweep is not covered as a part of the assessment as the union territory does not have a city government

Table 47 | Definition of statutory towns across 28 states in India

SI. No.	State	Large urban area	Smaller urban area	Transitional urban area
1	Arunachal Pradesh	<ul style="list-style-type: none"> Area with population 75,000 and above At least 85% employment in non-agricultural activities 	<ul style="list-style-type: none"> Area with population between 25,000 and 74,999 At least 85% employment in non-agricultural activities 	<ul style="list-style-type: none"> Area with population less than 25,000 At least 85% employment in non-agricultural activities
2	Bihar	<ul style="list-style-type: none"> Area with population 2,00,000 and above *At least 75% employment in non-agricultural activities 	<ul style="list-style-type: none"> Area with population between 40,000 and 1,99,999 At least 75% employment in non-agricultural activities 	<ul style="list-style-type: none"> Area with population between 12,000 and 40,000 At least 75% employment in non-agricultural activities
3	Goa	There are three types of municipal area based on population, namely Class A (>50,000); Class B(10,001-50,000); Class C: (<10,000). However it does not relate to large, small and transitional urban area as specified in the constitution.	There are three types of municipal area based on population, namely Class A (>50,000); Class B(10,001-50,000); Class C: (<10,000). However it does not relate to large, small and transitional urban area as specified in the constitution.	There are three types of municipal area based on population, namely Class A (>50,000); Class B(10,001-50,000); Class C: (<10,000). However it does not relate to large, small and transitional urban area as specified in the constitution.
4	Haryana	<ul style="list-style-type: none"> Area with population above 3,00,000 	<ul style="list-style-type: none"> Area with population between 50,001 and 3,00,000 	<ul style="list-style-type: none"> Area with population less than 50,000
5	Himachal Pradesh	<ul style="list-style-type: none"> Area with population more than 50,000 At least INR. 2,00,00,000 annual tax or non tax revenue 	<ul style="list-style-type: none"> Area with population more than 5,000 At least INR. 10,00,000 annual tax or non tax revenue 	<ul style="list-style-type: none"> Area with population more than 2,000 At least INR. 5,00,000 annual tax or non tax revenue
6	Jharkhand	<ul style="list-style-type: none"> Area with population 1,50,000 and above 	<ul style="list-style-type: none"> Area with population between 40,000 and 1,49,999 	<ul style="list-style-type: none"> Area with population between 12,000 and 39,999

SI. No.	State	Large urban area	Smaller urban area	Transitional urban area
7	Karnataka	<ul style="list-style-type: none"> Area with population above 3,00,000 *Density of population 3,000 per sq. km. At least INR. 6,00,00,000 annual tax or non tax revenue or INR. 200 per capita p.a. whichever is higher At least 50% employment in non agricultural activities 	<ul style="list-style-type: none"> Area with population between 20,000 and 3,00,000 Density of population 1,500 per sq. km. At least INR. 9,00,000 annual tax or non tax revenue or INR. 45 per capita p.a. whichever is higher At least 50% employment in non agricultural activities 	<ul style="list-style-type: none"> Area with population between 10,000 and 19,999 Density of population 400 per sq. km. At least 50% employment in non agricultural activities
8	Kerala	The Governor may having regard to the population of the area, the density of the population therein, the revenue generated for local administration, the percentage of employment in non- agricultural activities, the economic importance or such other factors as he may deem fit, specify by public notification [the urban areas] under the Acts. (In line with Art. 243Q of the Constitution)	<ul style="list-style-type: none"> Area with population more than 20,000 Density of population 4,000 per 2.59 sq. km. At least INR. 5 per capita per annum More than 75% employment in non agricultural activities 	Not Applicable as Kerala does not have transitional urban areas
9	Maharashtra	<ul style="list-style-type: none"> Area with population 3,00,000 and above 	<ul style="list-style-type: none"> Area with population 25,000 and above At least 35% employment in non agricultural activities 	<ul style="list-style-type: none"> Area with population between 10,000 and 25,000 At least 25% or 50% employment in non agricultural activities depending on proximity to a large town**
10	Mizoram	<ul style="list-style-type: none"> Area with population 5,00,000 and above 	<ul style="list-style-type: none"> Area with population 1,50,000 and above 	<ul style="list-style-type: none"> Area with population 10,000 and above

SI. No.	State	Large urban area	Smaller urban area	Transitional urban area
11	Nagaland	There are three types of municipal areas on the basis of population size: 1) Municipal Council ($\geq 20,000$), 2) Town Council (5,000 – 19,999), 3) Urban Station Committee Area (1,000 – 4,999)		
12	Odisha	• Area with population 3,00,000 and above	• Area with population 25,000 and above	• Area with population 10,000 and above
13	Sikkim	• Area with population 70,000 and above • At least 50% employment in non agricultural activities	• Area with population between 5,000 and 69,999 • At least 50% employment in non agricultural activities	• Area with population less than 5,000 • At least 50% employment in non agricultural activities
14	Tamil Nadu	As per Article 243Q of the Constitution	As per Article 243Q of the Constitution	• Area with population 30,000 and above
15	Telangana	• Area with population 3,00,000 and above • Density of population 5000 per sq. km.	• Area with population between 40,000 and 3,00,000 • Density of population 500 per sq. km. • At least INR. 60,00,000 annual tax or non tax revenue • At least 40% employment in non agricultural activities	• Area with population between 20,000 and 40,000 • Density of population 400 per sq. km. • At least INR. 40,00,000 annual tax or non tax revenue • At least 25% employment in non agricultural activities
16	Tripura	• Area with population 5,00,000 and above • Density of population 500 per sq. km. • More than 50% employment in non agricultural activities	• Area with population 50,000 and more • Density of population 500 per sq. km. • More than 50% employment in non agricultural activities	• Area with population less than 50,000 • Density of population 500 per sq. km. • More than 50% employment in non agricultural activities

SI. No.	State	Large urban area	Smaller urban area	Transitional urban area
17	West Bengal	• Area with population 5,00,000 and above • Density of population 3000 per sq. km. • More than 75% employment in non agricultural activities	The government may declare any town with a population of 30,000 and more, population density of 750 and more per sq. km., and non-agricultural employment of more than 50% as a municipal area.	Not specified
18	Andhra Pradesh	• The Governor may having regard to the population of the area, the density of the population therein, the revenue generated for local administration, the percentage of employment in non- agricultural activities, the economic importance or such other factors as he may deem fit, specify by public notification [the urban areas] under the Acts. (In line with Art. 243Q of the Constitution)		
19	Chattishgarh			
20	Gujarat			
21	Madhya Pradesh			
22	Manipur			
23	Punjab			
24	Rajasthan			
25	Uttar Pradesh			
26	Uttarakhand			
27	Meghalaya	No criteria specified		
28	Assam			

Source: Assessment of 82 municipal acts across 35 states/UTs as of 1 March 2023. Data for Kerala has been taken from G.O MS 108/67/HLD dt.2nd March 1967

Note:

1. Union territories have been excluded from this analysis as their municipal acts have no criteria specified for statutory towns.
2. **Arunachal Pradesh, Bihar, Jharkhand:** The State Government may, by notification, determine separate conditions, to constitute some areas like hill area, pilgrim centre, tourist centre, mandi etc. as a municipal area.
3. **Jharkhand:** Smaller Urban Area (Municipal Council) is further divided into Class-A (1,00,000-1,49,999) and Class-B (40,000-99,999); The Government may, having regard to the economic importance and such other factors in such local area, as it deem fit, and at its discretion, determine any local area irrespective of population specified, by notification, a Nagar Panchayat.
4. **Karnataka:** District headquarter and Taluk headquarter can be considered as smaller urban area and transitional urban area respectively even if their population is less than the prescribed limit; Smaller urban area is further divided into city municipal area ($\geq 50,000$ population) and town municipal area ($\geq 20,000$ -49,999 population) on the basis of their population size.
5. **Maharashtra:** Smaller urban area is further classified into Class-A ($>1,00,000$ population), Class-B (40,001-1,00,000 population) and Class-C ($\leq 40,000$ population); The state government, by notification, may declare a district headquarter or a taluk headquarter as a transitional area.
** 25% and more in non-agricultural employment if less than 20 kilometres away from a Municipal Corporation or a Class A Municipal Council, or 50% and more in non-agricultural employment if less than 20 kilometres away from a Municipal Corporation or a Class A Municipal Council.
6. **Mizoram:** However, a town having less than 10,000 population shall not be barred from being specified as transitional area.
7. **Sikkim:** For the purpose of classification of municipal areas in any eco-sensitive area, tourist centre, pilgrim centre, or bazar of any class, the Governor may, by notification, determine a separate size of population for each class of such municipal area.
8. **West Bengal:** Municipal areas are further divided into Group-A ($>2,15,000$ population), Group-B (1,70,001-2,15,000), Group-C (85,001-1,70,000), Group-D (35,001-85,000), Group-E ($\leq 35,000$); The State Government may, by notification, determine separate conditions for certain areas including the hilly areas as a municipal area or municipal corporation.

Table 48 | Summary of district urbanisation patterns in India

Particulars	Number of district
Number of districts in India (Census 2011)	640
India's rate of urbanisation	31.10%
Number of districts with a rate of urbanisation higher than the national average	181
Number of districts with significantly higher rate of urbanisation than state*	72
Number of districts with significantly lower rate of urbanisation than state*	139
Number of districts with very high rate of urbanisation (>80%)	24
Number of districts with high rate of urbanisation (60-80%)	29
Number of districts with a moderate rate of urbanisation (40-60%)	69
Number of districts with a low rate of urbanisation (20-40%)	193
Number of districts with very low rate of urbanisation (<20%)	325

Source: Census 2011

*Significantly higher/lower rate of urbanisation means >15% difference between the district and state rates of urbanisation.

Table 49 | State-wise list of districts that are more urbanised than the national average

State	Number of districts	Name of district	District rate of urbanisation
Andaman & Nicobar Islands	1	South Andaman	59%
Andhra Pradesh	6	Guntur	34%
		Hyderabad	100%
		Krishna	41%
		Rangareddy	70%
		Visakhapatnam	47%
		Y.S.R.	34%
Arunachal Pradesh	1	Papum Pare	55%
Assam	1	Kamrup Metropolitan	83%
Bihar	1	Patna	43%
Chandigarh	1	Chandigarh	97%
Chhattisgarh	4	Durg	38%
		Korba	37%
		Koriya	31%
		Raipur	36%

State	Number of districts	Name of district	District rate of urbanisation
Dadra & Nagar Haveli	1	Dadra & Nagar Haveli	47%
Daman & Diu	2	Daman	83%
		Diu	46%
Goa	2	North Goa	60%
		South Goa	65%
Gujarat	12	Ahmadabad	84%
		Bharuch	34%
		Bhavnagar	41%
		Gandhinagar	43%
		Jamnagar	45%
		Junagadh	33%
		Kachchh	35%
		Porbandar	49%
		Rajkot	58%
		Surat	80%
		Vadodara	50%
		Valsad	37%
Haryana	9	Ambala	44%
		Faridabad	80%
		Gurgaon	69%
		Hisar	32%
		Panchkula	56%
		Panipat	46%
		Rohtak	42%
		Sonipat	31%
		Yamunanagar	39%
Jammu and Kashmir	3	Jammu	50%
		Leh(Ladakh)	34%
		Srinagar	99%
Jharkhand	5	Bokaro	48%
		Dhanbad	58%
		Purbi Singhbhum	56%
		Ramgarh	44%
		Ranchi	43%

State	Number of districts	Name of district	District rate of urbanisation
Karnataka	11	Bagalkot	32%
		Bangalore	91%
		Bellary	38%
		Dakshina Kannada	48%
		Davanagere	32%
		Dharwad	57%
		Gadag	36%
		Gulbarga	33%
		Kolar	31%
		Mysore	41%
		Shimoga	36%
Kerala	9	Alappuzha	54%
		Ernakulam	68%
		Kannur	65%
		Kasaragod	39%
		Kollam	45%
		Kozhikode	67%
		Malappuram	44%
		Thiruvananthapuram	54%
Thrissur	67%		
Lakshadweep	1	Lakshadweep	78%
Madhya Pradesh	7	Bhopal	81%
		Burhanpur	34%
		Gwalior	63%
		Hoshangabad	31%
		Indore	74%
		Jabalpur	58%
		Ujjain	39%
Maharashtra	15	Akola	40%
		Amravati	36%
		Aurangabad	44%
		Chandrapur	35%
		Jalgaon	32%
		Kolhapur	32%
		Mumbai	100%
		Mumbai Suburban	100%
		Nagpur	68%

State	Number of districts	Name of district	District rate of urbanisation
Maharashtra	15	Nashik	43%
		Pune	61%
		Raigarh	37%
		Solapur	32%
		Thane	77%
		Wardha	33%
		Manipur	4
Imphal East	40%		
Imphal West	62%		
Thoubal	36%		
Meghalaya	1	East Khasi Hills	44%
Mizoram	6	Aizawl	79%
		Champhai	39%
		Kolasib	56%
		Lunglei	43%
		Saiha	44%
		Serchhip	49%
Nagaland	2	Dimapur	52%
		Kohima	45%
NCT of Delhi	9	Central	100%
		East	100%
		New Delhi	100%
		North	98%
		North East	99%
		North West	94%
		South	100%
		South West	94%
		West	100%
Odisha	3	Jharsuguda	40%
		Khordha	48%
		Sundargarh	35%
Puducherry	4	Karaikal	49%
		Mahe	100%
		Puducherry	69%
		Yanam	100%

State	Number of districts	Name of district	District rate of urbanisation
Punjab	10	Amritsar	54%
		Barnala	32%
		Bathinda	36%
		Faridkot	35%
		Jalandhar	53%
		Kapurthala	35%
		Ludhiana	59%
		Patiala	40%
		Sahibzada Ajit Singh Nagar	55%
		Sangrur	31%
Rajasthan	5	Ajmer	40%
		Bikaner	34%
		Jaipur	52%
		Jodhpur	34%
		Kota	60%
Sikkim	1	East District	43%
Tamil Nadu	21	Chennai	100%
		Coimbatore	76%
		Cuddalore	34%
		Dindigul	37%
		Erode	51%
		Kancheepuram	63%
		Tamil Nadu	21
Karur	41%		
Madurai	61%		
Namakkal	40%		
Salem	51%		
Thanjavur	35%		
The Nilgiris	59%		
Theni	54%		
Thiruvallur	65%		
Thoothukkudi	50%		
Tiruchirappalli	49%		
Tirunelveli	49%		
Tiruppur	61%		
Vellore	43%		
Virudhunagar	50%		
Tripura	1	West Tripura	39%

State	Number of districts	Name of district	District rate of urbanisation
Uttar Pradesh	12	Agra	46%
		Aligarh	33%
		Bareilly	35%
		Firozabad	33%
		Gautam Buddha Nagar	59%
		Ghaziabad	68%
		Jhansi	42%
		Kanpur Nagar	66%
		Lucknow	66%
		Meerut	51%
		Moradabad	33%
		Varanasi	43%
		Uttarakhand	4
Hardwar	37%		
Nainital	39%		
Udham Singh Nagar	36%		
West Bengal	6	Bardhaman	40%
		Darjiling	39%
		Haora	63%
		Hugli	39%
		Kolkata	100%
		North Twenty Four Parganas	57%
Total districts with > National rate of urbanisation (31.1%)	181		

Source: Census 2011

Note:

1) Figures in this table have been rounded off

Table 50 | State-wise list of districts that are significantly less urbanised than the state average

State	Number of districts	Name of district	District rate of urbanisation
Andaman & Nicobar Islands (37.07%)	2	Nicobars	0%
		North & Middle Andaman	3%
Andhra Pradesh (33.36%)	2	Mahabubnagar	15%
		Srikakulam	16%
Arunachal Pradesh (22.94%)	2	Anjaw	5%
		Kurung Kumey	3%

State	Number of districts	Name of district	District rate of urbanisation
Daman & Diu (75.17%)	1	Diu	46%
Gujarat (42.60%)	11	Amreli	26%
		Banas Kantha	13%
		Dohad	9%
		Kheda	23%
		Mahesana	25%
		Narmada	10%
		Panch Mahals	14%
		Patan	21%
		Sabar Kantha	15%
		Tapi	10%
		The Dangs	11%
Haryana (34.88%)	4	Bhiwani	20%
		Fatehabad	19%
		Mahendragarh	14%
		Mewat	11%
Jammu and Kashmir (27.38%)	9	Doda	8%
		Kargil	12%
		Kishtwar	6%
		Kupwara	12%
		Punch	8%
		Rajouri	8%
		Ramban	4%
		Reasi	9%
		Shupiyan	6%
Jharkhand (24.05%)	10	Chatra	6%
		Dumka	7%
		Garhwa	5%
		Giridih	9%
		Godda	5%
		Gumla	6%
		Khunti	8%
		Latehar	7%
		Pakur	7%
		Simdega	7%

State	Number of districts	Name of district	District rate of urbanisation
Karnataka (38.67%)	12	Bijapur	23%
		Chamarajanagar	17%
		Chikkaballapura	22%
		Chikmagalur	21%
		Chitradurga	20%
		Hassan	21%
		Haveri	22%
		Kodagu	15%
		Koppal	17%
		Mandya	17%
		Tumkur	22%
		Yadgir	19%
Kerala (47.70%)	5	Idukki	5%
		Kottayam	29%
		Palakkad	24%
		Pathanamthitta	11%
		Wayanad	4%
Madhya Pradesh (27.63%)	7	Alirajpur	8%
		Dindori	5%
		Jhabua	9%
		Mandla	12%
		Panna	12%
		Seoni	12%
		Sidhi	8%
Maharashtra (45.22%)	19	Ahmadnagar	20%
		Bhandara	19%
		Bid	20%
		Buldana	21%
		Dhule	28%
		Gadchiroli	11%
		Gondiya	17%
		Hingoli	15%
		Jalna	19%
		Latur	25%
		Nanded	27%
		Nandurbar	17%
		Osmanabad	17%
		Ratnagiri	16%
		Sangli	25%

State	Number of districts	Name of district	District rate of urbanisation
Maharashtra (45.22%)	19	Satara	19%
		Sindhudurg	13%
		Washim	18%
		Yavatmal	22%
Manipur (29.21%)	4	Chandel	12%
		Churachandpur	7%
		Senapati	2%
		Tamenglong	14%
Mizoram (52.11%)	2	Lawngtlai	18%
		Mamit	17%
Nagaland (28.86%)	1	Mon	14%
Puducherry (68.33%)	1	Karaikal	49%
Punjab (37.48%)	4	Hoshiarpur	21%
		Mansa	21%
		Shahid Bhagat Singh Nagar	20%
		Tarn Taran	13%
Rajasthan (24.87%)	5	Banswara	7%
		Barmer	7%
		Dungarpur	6%
		Jalor	8%
		Pratapgarh	8%
Sikkim (25.15%)	1	West District	4%
Tamil Nadu (48.4%)	11	Ariyalur	11%
		Dharmapuri	17%
		Krishnagiri	23%
		Nagapattinam	23%
		Perambalur	17%
		Pudukkottai	20%
		Ramanathapuram	30%
		Sivaganga	31%
		Thiruvarur	20%
		Tiruvannamalai	20%
Viluppuram	15%		
Tripura (26.17%)	1	Dhalai	11%

State	Number of districts	Name of district	District rate of urbanisation
Uttar Pradesh (22.27%)	8	Basti	6%
		Gonda	7%
		Kushinagar	5%
		Mahrajganj	5%
		Pratapgarh	5%
		Shrawasti	3%
		Siddharthnagar	6%
		Sultanpur	5%
Uttarakhand (30.23%)	8	Almora	10%
		Bageshwar	3%
		Chamoli	15%
		Champawat	15%
		Pithoragarh	14%
		Rudraprayag	4%
		Tehri Garhwal	11%
		Uttarkashi	7%
West Bengal (31.87%)	9	Bankura	8%
		Birbhum	13%
		Dakshin Dinajpur	14%
		Koch Bihar	10%
		Maldah	14%
		Paschim Medinipur	12%
		Purba Medinipur	12%
		Puruliya	13%
		Uttar Dinajpur	12%
Total districts with < state average rate of urbanisation		139	

Source: Census 2011

*Significantly higher/lower rate of urbanisation means >15% difference between district and state rate of urbanisation

Note:

1) Figures in this table have been rounded off

Table 51 | Status of active master plan across capital cities

Sl. No.	State	Capital city	Status of active master plan
1	Andaman and Nicobar Islands	Port Blair	Yes
2	Andhra Pradesh	Amaravati	Yes
3	Arunachal Pradesh	Itanagar	Yes
4	Assam	Guwahati	Yes
5	Bihar	Patna	Yes
6	Chandigarh	Chandigarh	Yes
7	Chhattisgarh	Raipur	Yes
8	Dadra & Nagar Haveli & Daman and Diu	Silvassa	No
9	Delhi	Delhi	No
10	Goa	Panaji	Yes
11	Gujarat	Gandhinagar	Data unavailable
12	Haryana	Chandigarh	Yes
13	Himachal Pradesh	Shimla	No
14	Jammu and Kashmir	Jammu	Yes
15	Jharkhand	Ranchi	Yes
16	Karnataka	Bengaluru	No
17	Kerala	Thiruvananthapuram	No
18	Ladakh	Ladakh	No
19	Madhya Pradesh	Bhopal	No
20	Maharashtra	Mumbai	Yes
21	Manipur	Imphal	No
22	Meghalaya	Shillong	Yes
23	Mizoram	Aizawl	Yes
24	Nagaland	Kohima	No
25	Odisha	Bhubaneswar	Yes
26	Puducherry	Puducherry	Yes
27	Punjab	Chandigarh	Yes
28	Rajasthan	Jaipur	Yes
29	Sikkim	Gangtok	No
30	Telangana	Hyderabad	Yes
31	Tamil Nadu	Chennai	Yes
32	Tripura	Agartala	No
33	Uttar Pradesh	Lucknow	Yes
34	Uttarakhand	Dehradun	No
35	West Bengal	Kolkata	Yes

Source - Assessment based on data collected through websites of urban development authorities/ULBs, phone calls made to respective ULBs and urban development authorities, and newspaper reports as of 30 March 2023
Note:

1. Lakshadweep is not covered as a part of the assessment as the union territory does not have a city government
2. As Chandigarh is a UT and the capital of Punjab and Haryana, it is counted only once. Hence, there are 33 unique capital cities across the 35 states/UTs.
3. Master plans that have lapsed and have not been replaced by a new master plan have been treated as 'no master plans/inactive master plans.'

Table 52 | Status of sectoral plans across capital cities

Sl.No	State	Capital city	City sanitation plan	Comprehensive mobility plan	City resilience strategy	Sustainability	Social development			Heritage conservation
							Educa-tion	Health	Housing	
1	Andaman and Nicobar Islands	Port Blair	Yes	Yes	Yes	Yes	Yes	Yes	Yes	Yes
2	Andhra Pradesh	Amaravati	Yes	Yes	Yes	Yes	Yes	Yes	Yes	Yes
3	Arunachal Pradesh	Itanagar	Yes	Yes	No	No	Yes	Yes	Yes	No
4	Assam	Guwahati	Yes	Yes	Yes	Yes	Yes	Yes	Yes	Yes
5	Bihar	Patna	Yes	Yes	No	No	Yes	Yes	Yes	No
6	Chandigarh	Chandigarh	Yes	Yes	Yes	Yes	Yes	Yes	Yes	Yes
7	Chhattisgarh	Raipur	Yes	Yes	No	Yes	Yes	Yes	Yes	No
8	Dadra and Nagar Haveli	Silvassa	No	No	No	No	No	No	No	No
9	Delhi	Delhi	Yes	No	Yes	No	No	No	No	No
10	Goa	Panaji	Yes	Yes	Yes	Yes	Yes	Yes	Yes	Yes
11	Gujarat	Gandhinagar	No	No	No	No	No	No	No	No
12	Haryana	Chandigarh	Yes	Yes	Yes	Yes	Yes	Yes	Yes	Yes
13	Himachal Pradesh	Shimla	Yes	Yes	Yes	No	No	No	No	No
14	Jammu and Kashmir	Jammu	Yes	Yes	Yes	Yes	Yes	Yes	Yes	Yes
15	Jharkhand	Ranchi	No	Yes	No	No	No	No	No	No
16	Karnataka	Bengaluru	Yes	Yes	No	No	No	No	No	No
17	Kerala	Thiruvananthapuram	Yes	No	Yes	Yes	No	No	No	No
18	Ladakh	Ladakh	Yes	Yes	No	No	Yes	Yes	No	No
19	Madhya Pradesh	Bhopal	No	No	No	No	No	No	No	No
20	Maharashtra	Mumbai	Yes	Yes	Yes	Yes	No	No	Yes	Yes
21	Manipur	Imphal	No	Yes	No	No	No	No	No	No
22	Meghalaya	Shillong	Yes	Yes	No	No	Yes	Yes	Yes	No
23	Mizoram	Aizawl	Yes	Yes	No	Yes	Yes	Yes	Yes	Yes
24	Nagaland	Kohima	No	No	No	No	No	No	No	No
25	Odisha	Bhubaneswar	Yes	Yes	No	Yes	No	No	No	No
26	Puducherry	Puducherry	Yes	Yes	Yes	Yes	Yes	Yes	Yes	Yes
27	Punjab	Chandigarh	Yes	Yes	Yes	Yes	Yes	Yes	Yes	Yes
28	Rajasthan	Jaipur	Yes	Yes	No	Yes	Yes	Yes	Yes	Yes

Sl.No	State	Capital city	City sanitation plan	Comprehensive mobility plan	City resilience strategy	Sustainability	Social development			Heritage conservation
							Educa-tion	Health	Housing	
29	Sikkim	Gangtok	Yes	Yes	Yes	No	No	No	No	No
30	Tamil Nadu	Chennai	Yes	Yes	Yes	Yes	Yes	Yes	Yes	No
31	Telangana	Hyderabad	No	Yes	Yes	No	No	No	No	No
32	Tripura	Agartala	Yes	No	No	No	No	No	No	No
33	Uttar Pradesh	Lucknow	Yes	Yes	Yes	Yes	Yes	Yes	Yes	Yes
34	Uttarakhand	Dehradun	No	Yes	Yes	No	No	No	No	No
35	West Bengal	Kolkata	Yes	Yes	Yes	Yes	Yes	Yes	Yes	Yes

Source - Assessment based on spatial development plans/sectoral plans available on the websites of ULBs/ urban development authorities/Town and Country Planning dept. of respective states as of 30th March 2023
Note:

1. Lakshadweep is not covered as a part of the assessment as the union territory does not have a city government
2. As Chandigarh is a UT and the capital of Punjab and Haryana, it is counted only once. Hence, there are 33 unique capital cities across the 35 states/UTs.

Table 53 | Municipal budget variance of 16 select cities

City government	Budget variance- Receipt	Budget variance- Expenditure
Bhopal Municipal Corporation	-49%	-48%
2015-16	-67%	-67%
2016-17	-47%	-50%
2017-18	-31%	-38%
2018-19	-40%	-29%
2019-20	-58%	-51%
2020-21	-40%	-42%
2021-22	NA	NA
Bhubaneswar Municipal Corporation	0%	-23%
2015-16	-47%	-52%
2016-17	6%	-8%
2017-18	1%	-15%
2018-19	1%	-10%
2019-20	41%	-10%
2020-21	4%	-29%
2021-22	NA	NA

City government	Budget variance- Receipt	Budget variance- Expenditure
Bilaspur Municipal Corporation	-13%	-21%
2015-16	-51%	50%
2016-17	-30%	-65%
2017-18	-26%	-42%
2018-19	NA	NA
2019-20	-22%	-37%
2020-21	-34%	-43%
2021-22	NA	NA
Bruhat Bengaluru Mahanagara Palike	-1%	-32%
2015-16	NA	NA
2016-17	NA	NA
2017-18	-27%	-26%
2018-19	NA	NA
2019-20	445%	-42%
2020-21	-28%	-28%
2021-22	NA	NA
Greater Hyderabad Municipal Corporation	-63%	-57%
2015-16	-63%	-58%
2016-17	-62%	-58%
2017-18	NA	NA
2018-19	NA	NA
2019-20	-63%	-48%
2020-21	-63%	-65%
2021-22	NA	NA
Gurugram Municipal Corporation	NA	NA
2015-16	NA	NA
2016-17	NA	NA
2017-18	NA	NA
2018-19	NA	NA
2019-20	NA	NA
2020-21	-100%	-100%
2021-22	NA	NA

City government	Budget variance- Receipt	Budget variance- Expenditure
Kochi Municipal Corporation	-64%	-68%
2015-16	NA	NA
2016-17	NA	NA
2017-18	NA	NA
2018-19	-40%	-44%
2019-20	-45%	-45%
2020-21	NA	NA
2021-22	NA	NA
Lucknow Nagar Nigam	-36%	-29%
2015-16	-34%	-3%
2016-17	-29%	-18%
2017-18	-35%	-20%
2018-19	NA	NA
2019-20	NA	NA
2020-21	NA	NA
2021-22	-23%	-42%
Patna Municipal Corporation	-86%	-82%
2015-16	NA	NA
2016-17	NA	NA
2017-18	NA	NA
2018-19	NA	NA
2019-20	-86%	-82%
2020-21	NA	NA
2021-22	NA	NA
Vijayawada Municipal Corporation	-49%	-50%
2015-16	25%	46%
2016-17	-57%	-58%
2017-18	-69%	-72%
2018-19	NA	NA
2019-20	NA	NA
2020-21	NA	NA
2021-22	-84%	-84%

Source: Assessment based on municipal budgets of respective city governments as of 31 July 2023

Note:

- Budget estimate is the difference between estimate and actuals
- NA - Not Available

Table 54 | Staff per lakh population across select cities

City	Total employees (Incl. contract staff)	Contract staff	Staff per lakh population*	Vacancy %
Ahmedabad***	11,317	75	203	NA
Bangalore	26,800	NA	317	52%
Bhopal	NA	NA	NA	NA
Bhubaneswar***	1,236	67	147	NA
Chennai	NA	NA	NA	NA
Dehradun***	1,888	824	331	NA
Delhi**	66,273	7,167	601	31%
Gurugram***	NA	NA	NA	NA
Guwahati***	1,559	145	162	65%
Hyderabad***	32,746	26,000	486	NA
Jaipur	6,161	NA	202	NA
Kanpur	14,000	NA	506	60%
Kolkata***	22,136	5	492	54%
Lucknow	5,856	NA	204	NA
Ludhiana	6,117	NA	378	35%
Mumbai***	1,16,697	11,434	938	NA
Patna***	2,059	NA	122	NA
Pune***	20,742	1,364	664	34%
Raipur	7,047	NA	697	NA
Ranchi	NA	NA	NA	NA
Shimla***	1,280	123	753	NA
Surat	2,000	NA	45	NA
Thiruvananthapuram	2,345	NA	315	1%
Vishakapatnam***	11,220	8,000	649	NA
London	2,40,000	NA	2,936	NA
New York	4,92,300	NA	5,906	NA
Johannesburg	32,546	NA	659	NA

Source: Janaagraha's Annual Survey of India's City Systems 2017, in turn, compiled based on responses to RTI applications, telephonic enquiries with the respective city governments

NA means Not Available

* Population used is Census 2011

**Delhi covers NDMC, SDMC and EDMC

*** Total staff includes contract staff as well

Table 55 | Inactive city-councils across 35 states and UTs in India

Sl. No.	State/UT	Total city governments	Number of inactive city councils
1	Andaman and Nicobar Islands	1	1
2	Andhra Pradesh	120	31
3	Arunachal Pradesh	19	0
4	Assam	102	102
5	Bihar	249	0
6	Chandigarh	1	0
7	Chhattisgarh	169	20
8	Dadra & Nagar Haveli and Daman & Diu	3	0
9	Delhi	4	0
10	Goa	14	8
11	Gujarat	165	3
12	Haryana	92*	75
13	Himachal Pradesh	61	0
14	Jammu and Kashmir	78	0
15	Jharkhand	50	8
16	Karnataka	338	207
17	Kerala	93	0
18	Ladakh	2	0
19	Madhya Pradesh	409	16
20	Maharashtra	399	0
21	Manipur	27	27
22	Meghalaya	11	11
23	Mizoram	23	0
24	Nagaland	39	39
25	Odisha	114	114
26	Puducherry	5	5
27	Punjab	163	0
28	Rajasthan	213	0
29	Sikkim	7	0
30	Tamil Nadu	664	664
31	Telangana	142	0
32	Tripura	20	20
33	Uttar Pradesh	750	0

Sl. No.	State/UT	Total city governments	Number of inactive city councils
34	Uttarakhand	93	7
35	West Bengal	126	126
	Total	4,766	1,484

Source: Janaagraha's City Leaders report, in turn, based on the data available on Local Self-Government Directory, ULB websites, telephone calls made to government officials and journalists, and newspaper reports. Data as of 16 September 2021.

*Haryana: ULBs - LSG Directory says that there are 92 ULBs in the state. Whereas, <https://haryanacmoffice.gov.in/urban-local-bodies-department> says 87 (updated on 15 November 2021).

Note:

1. Lakshadweep is not covered as a part of the assessment as the union territory does not have a city government.

Table 56 | Salaries/honorariums of MPs, MLAs, mayors, and councillors of 10 states in India

Sl. no.	State	Salary of MPs (INR/month)	Salary of MLAs (INR/month)	City government	Salary of mayor (INR/month)	Salary of councillors (INR/month)
1	Assam	2,30,000	120,000.00	Guwahati Municipal Corporation	Data not available	Data not available
2	Bihar		130,000.00	Patna Municipal Corporation	12,000	2,500
3	Goa		92,000.00	Panaji Municipal Corporation	11,500	10,800
4	Haryana		155,000.00	Faridabad Municipal Corporation	Data not available	10,500
5	Karnataka		140,000.00	Bruhat Bengaluru Municipal Palike	20,000	8,500*
6	Kerala		50,000.00	Kochi Municipal Corporation	15,800	8,200
7	Madhya Pradesh		110,000.00	Indore Municipal Corporation	11,000	6,000
8	Maharashtra		183,440.00	Brihanmumbai Municipal Corporation	25,000	25,000
9	Odisha		100,000.00	Cuttack Municipal Corporation	8,000	No salary
10	Rajasthan		157,500.00	Jaipur Municipal Corporation	24,000	4,500

Source: Data shared by the respective city elected representatives and city officials as of 31 October 2022.

*Includes sitting fee and allowances

Table 57 | Comparison of tenure and mode of elections of panchayat presidents and mayors

Sl. No.	States	Mode of election		Tenure	
		Mayor	Panchayat President	Mayor	Panchayat President
1	Andhra Pradesh	Indirect	Direct	5 years	5 years
2	Arunachal Pradesh	Indirect	Indirect	5 years -Municipalities 2.5 years -Municipal corporations	5 years
3	Assam	Indirect	Direct	5 years	5 years
4	Bihar	Direct	Direct	5 years	5 years
5	Chhattisgarh	Indirect	Direct	5 years	5 years
6	Goa	Indirect	Indirect	5 years -Municipalities 1 year - Panaji	5 years
7	Gujarat	Indirect	Direct	2.5 years	5 years
8	Haryana	Direct	Direct	5 years	5 years
9	Himachal Pradesh	Indirect	Direct	5 years -Municipalities 2.5 years -Municipal corporations	5 years
10	Jammu and Kashmir	Indirect	Direct	5 years -Municipalities 2.5 years -Municipal corporations	5 years
11	Jharkhand	Direct	Direct	5 years	5 years
12	Karnataka	Indirect	Indirect	2.5 years - Municipalities 1 year -Municipal corporations 30 months - Bengaluru	5 years
13	Kerala	Indirect	Indirect	5 years	5 years
14	Madhya Pradesh	Direct	Direct	5 years	5 years
15	Maharashtra	Indirect	Direct	2.5 years	5 years
16	Manipur	Indirect	Direct	5 years	5 years
17	Odissa	Direct	Direct	5 years	5 years
18	Punjab	Indirect	Direct	5 years	5 years
19	Rajasthan	Indirect	Direct	5 years	5 years
20	Sikkim	Indirect	Indirect	5 years	5 years
21	Tamil Nadu	Indirect	Direct	5 years	5 years

Sl. No.	States	Mode of election		Tenure	
		Mayor	Panchayat President	Mayor	Panchayat President
22	Telangana	Indirect	Direct	5 years	5 years
23	Tripura	Indirect	Indirect	5 years	5 years
24	Uttar Pradesh	Direct	Direct	5 years	5 years
25	Uttarakhand	Direct	Direct	5 years	5 years
26	West Bengal	Indirect	Indirect	5 years	4 years

Source: Assessment based on panchayat and municipal acts of relevant states and newspaper reports as of 31 July 2023

Note:

1. The analysis has been undertaken for 26 states that have enacted Panchayati Raj Acts.
2. Meghalaya, Mizoram and Nagaland do not have PRI systems as per article 243 M(2) of the Indian Constitution.
3. The Union Territories (excluding Jammu and Kashmir and New Delhi) do not have PRIs as well. Though Delhi has a Panchayati Raj Act, the system has been defunct.

Table 58 | Representation of women in India's city councils

Sl. No	State	Capital city	Mandate by law	Total councillors	Number of women councillors	Actual representation
1	Andaman & Nicobar Islands	Port Blair	33%	24	9	38%
2	Andhra Pradesh	Amaravati	50%	No ULB	No ULB	No ULB
3	Arunachal Pradesh	Itanagar	33%	20	7	35%
4	Assam	Guwahati	50%	60	30	50%
5	Bihar	Patna	Not exceeding 50%	75	45	60%
6	Chandigarh	Chandigarh*	50%	39	13	37%
7	Chhattisgarh	Raipur*	50%	70	24	34%
8	Dadra and Nagar Haveli and Daman and Diu	Daman	50%	15	8	53%
9	Delhi	Delhi	50%	250	132	53%
10	Goa	Panaji	33%	30	12	40%
11	Gujarat	Gandhinagar	50%	44	22	50%
12	Haryana	Chandigarh*	50%	39	13	37%
13	Himachal Pradesh	Shimla	50%	34	22	65%
14	Jammu & Kashmir	Jammu	33%	75	27	36%

Sl. No	State	Capital city	Mandate by law	Total councillors	Number of women councillors	Actual representation
15	Jharkhand	Ranchi	50%	53	34	64%
16	Karnataka	Bengaluru	Not more than 50%	No active council	No active council	No active council
17	Kerala	Thiruvananthapuram	50%	100	53	53%
18	Ladakh	Leh	33%	No active council	No active council	No active council
19	Madhya Pradesh	Bhopal	As nearly as possible 50%	No data available	No data available	No data available
20	Maharashtra	Mumbai	One half 50%	No active council	No active council	No active council
21	Manipur	Imphal	33%	No data available	No data available	No data available
22	Meghalaya	Shillong	33%	No active council	No active council	No active council
23	Mizoram	Aizawl	33%	19	8	42%
24	Nagaland	Kohima	33%	No active council	No active council	No active council
25	Odisha	Bhubaneswar	50%	67	41	61%
26	Punjab	Chandigarh*	50%	39	13	37%
27	Puducherry	Puducherry	33%	No active council	No active council	No active council
28	Rajasthan	Jaipur	33%	150	53	35%
29	Sikkim	Gangtok	40%	No data available	No data available	No data available
30	Tamil Nadu	Chennai	50%	200	101	51%
31	Telangana	Hyderabad	50%	150	80	53%
32	Tripura	Agartala	50%	51	29	57%
33	Uttar Pradesh	Lucknow	33%	110	40	36%
34	Uttarakhand	Dehradun	33%	100	39	39%
35	West Bengal	Kolkata	33%	144	59	41%

Source: Assessment based on data available on ULBs websites and newspaper reports as of 31 July 2023

*The reservation mandate for both Chandigarh and Chhattisgarh was revised to 50% from 33% after the recent municipal elections. Thus, as 33% of seats were reserved for women in the previous election, the cities do not violate the mandate for reservation

Note:

1. Lakshadweep is not covered as a part of the assessment as the union territory does not have a city government
2. As Chandigarh is a UT and the capital of Punjab and Haryana, it is counted only once. Hence, there are 33 unique capital cities across the 35 states/UTs
3. Figures in this table have been rounded off

Table 59 | Voter turnout in parliamentary, assembly, and city elections in India's capital cities

Sl. No	State	Capital city	Voter turnout in parliamentary election	Voter turnout in assembly elections	Voter turnout in city elections
1	Andaman and Nicobar Islands	Port Blair	65%	No assembly seat	49%
2	Andhra Pradesh	Amaravati	No ULB	No ULB	No ULB
3	Arunachal Pradesh	Itanagar	79%	44%	55%
4	Assam	Guwahati	81%	74%	53%
5	Bihar	Patna	46%	40%	46%
6	Chandigarh	Chandigarh	71%	No assembly seat	60%
7	Chhattisgarh	Raipur	66%	61%	71%
8	Dadra and Nagar Haveli and Daman and Diu	Daman	72%	No assembly seat	Not available
9	Delhi	Delhi	61%	63%	54%
10	Goa	Panaji	77%	78%	70%
11	Gujarat	Gandhinagar	66%	71%	56%
12	Haryana	Chandigarh	71%	No assembly seat	60%
13	Himachal Pradesh	Shimla	73%	66%	58%
14	Jammu Kashmir	Jammu	73%*	71%*	Not available
15	Jharkhand	Ranchi	64%	56%	49%
16	Karnataka	Bengaluru	54%	54%	45%
17	Kerala	Thiruvananthapuram	74%	68%	60%
18	Ladakh	Leh	71%	Not available	54%
19	Madhya Pradesh	Bhopal	66%	65%	51%
20	Maharashtra	Mumbai	55%	50%	55%
21	Manipur	Imphal	81%	89%	82%
22	Meghalaya	Shillong	65%	73%	No elections held
23	Mizoram	Aizawl	63%	79%	64%
24	Nagaland	Kohima	83%	74%	Not available
25	Odisha	Bhubaneswar	59%	44%	50%
26	Puducherry	Puducherry	81%	81%	Not available
27	Punjab	Chandigarh	71%	No assembly seat	60%
28	Rajasthan	Jaipur	67%	73%	58%
29	Sikkim	Gangtok	81%	66%	63%

Sl. No	State	Capital city	Voter turnout in parliamentary election	Voter turnout in assembly elections	Voter turnout in city elections
30	Telangana	Hyderabad	45%	49%	47%
31	Tamil Nadu	Chennai	60%	60%	44%
32	Tripura	Agartala	82%	91%	Not available
33	Uttar Pradesh	Lucknow	59%	59%	39%
34	Uttarakhand	Dehradun	65%	59%	Not available
35	West Bengal	Kolkata	68%	66%	64%

Sources: Based on delimitation documents made available on the Election Commission of India website and newspaper reports. Data as of 13 February 2023, for recent elections.

Note:

1. Lakshadweep is not covered as a part of the assessment as the union territory does not have a city government
2. As Chandigarh is a UT and the capital of Punjab and Haryana, it is counted only once. Hence, there are 33 unique capital cities across the 35 states/UTs
3. Figures in this table have been rounded off

** The data represents only Jammu. The ward to assembly and parliamentary constituency details for Srinagar municipal corporation were not available in the public domain to calculate the voter turnout in parliamentary and assembly elections.

Table 60 | Mandates for 'ward' and 'wards' committee structures across 35 states and UTs in India

Sl.No	State	City government category	Ward committee provisions	Rules for ward committee	Structure
1	Andaman and Nicobar Islands	All	No	No	NA
2	Arunachal Pradesh	Municipalities	Yes	Yes	Ward committee
3		Municipal corporations	Yes	No	Ward committee
4		Andhra Pradesh	Municipalities	Yes	Yes
5	Andhra Pradesh	Municipal corporations	Yes	Yes	Ward committee
6		Visakhapatnam	Yes	Yes	Ward committee
7		Vijayawada	Yes	Yes	Ward committee
8		Assam	Municipalities	Yes	Yes
9	Assam	Municipal corporations	Yes	Yes	Ward committee
10		Guwahati	Yes	Yes	Ward committee
11		Bihar	All	Yes	Yes
12	Chandigarh	All	Yes	No	Ward committee

Sl.No	State	City government category	Ward committee provisions	Rules for ward committee	Structure
13	Chhattisgarh	Municipalities	Yes	Yes	Ward committee
14		Municipal corporations	Yes	Yes	Ward committee
15	Dadra & Nagar Haveli and Daman & Diu	All	No	No	NA
16	Delhi	Delhi Municipal corporations	Yes	Yes	Ward committee
17		Municipalities	No	No	NA
18	Goa	Municipalities	No	No	NA
19		Panaji	Yes	No	Wards committee
20	Gujarat	Municipalities	No	No	NA
21		Municipal corporations	Yes	Yes	Wards committee
22	Haryana	Municipalities	Yes	No	Ward committee
23		Municipal corporations	Yes	No	Ward committee
24	Himachal Pradesh	Municipalities	Yes	No	Ward committee
25		Municipal corporations	Yes	No	Ward committee
26	Jharkhand	All	Yes	No	Ward committee
27	Jammu and Kashmir	Municipal corporations	Yes	No	Ward committee
28		Municipalities	Yes	No	Ward committee
29	Karnataka	Municipalities	Yes	No	Ward committee
30		Municipal corporations	Yes	Yes	Ward committee
31		Bengaluru	Yes	Yes	Ward committee
32	Kerala	All	Yes	Yes	Ward committee
33	Ladakh	All	Yes	No	Ward committee
34	Madhya Pradesh	Municipalities	Yes	No	Wards committee
35		Municipal corporations	Yes	Yes	Wards committee
36	Maharashtra	Municipalities	Yes	No	Wards committee
37		Municipal corporations	Yes	No	Wards committee
38		Mumbai	Yes	No	Wards committee
39	Manipur	All	Yes	Yes	Ward committee
40	Meghalaya	All	No	No	NA
41	Mizoram	All	Yes	Yes	Ward committee
42	Nagaland	All	No	No	NA

Sl.No	State	City government category	Ward committee provisions	Rules for ward committee	Structure
43	Odisha	Municipalities	Yes	No	Ward committee
44		Municipal corporations	Yes	No	Ward committee
45	Puducherry	All	No	No	NA
46	Punjab	Municipalities	No	No	NA
47		Municipal corporations	Yes	No	Wards committee
48	Rajasthan	All	Yes	No	Wards committee
49	Sikkim	All	Yes	No	Ward committee
50	Telangana	Municipalities	Yes	Yes	Ward committee
51		Hyderabad	Yes	Yes	Ward committee
52	Tamil Nadu	Municipalities	Yes	Yes	Ward committee
53		Chennai	Yes	Yes	Ward committee
54		Madurai	Yes	Yes	Ward committee
55		Coimbatore	Yes	Yes	Ward committee
56		Avadi	Yes	Yes	Ward committee
57		Tiruchirapalli	Yes	Yes	Ward committee
58		Vellore	Yes	Yes	Ward committee
59		Thanjavur	Yes	Yes	Ward committee
60		Tirunelveli	Yes	Yes	Ward committee
61		Salem	Yes	Yes	Ward committee
62		Tiruppur	Yes	Yes	Ward committee
63		Erode	Yes	Yes	Ward committee
64		Thoothukudi	Yes	Yes	Ward committee
65		Dindigul	Yes	Yes	Ward committee
66		Hosur	Yes	Yes	Ward committee
67	Nagercoil	Yes	Yes	Ward committee	
68	Kumbakonam	Yes	Yes	Ward committee	
69	Karur	Yes	Yes	Ward committee	
70	Kancheepuram	Yes	Yes	Ward committee	
71	Sivakasi	Yes	Yes	Ward committee	
72	Cuddalore	Yes	Yes	Ward committee	
73	Tambaram	Yes	Yes	Ward committee	
74	Tripura	All	Yes	No	Wards committee
75	Uttar Pradesh	Municipalities	Yes	Yes	Ward committee
76		Municipal corporations	Yes	Yes	Wards committee
77	Uttarakhand	Municipalities	Yes	No	Ward committee
78		Municipal corporations	Yes	No	Wards committee

Sl.No	State	City government category	Ward committee provisions	Rules for ward committee	Structure
79	West Bengal	Municipalities	Yes	Yes	Ward committee
80		Municipal corporations	Yes	No	Ward committee
81		Kolkata	Yes	No	Ward committee
82		Howrah	Yes	No	Ward committee

Source: Assessment based on 82 municipal acts and allied Community Participation Law and corresponding rules across 35 states/UTs as of 1 March 2023

Note:

1. Lakshadweep is not covered as a part of the assessment as the union territory does not have a city government
2. 'NA' means Not applicable as the state does not have any city which has population of three lakhs which is the criteria laid down in Article 243S of the 74th CAA

Table 61 | Status on the implementation of ward committees across 35 states /UTs in India

Sl. No	State	Status of functional ward committees
1	Arunachal Pradesh	Only Itanagar has ward committees. All 21 of the ward committees are active in Itanagar
2	Andhra Pradesh	No functional ward committees
3	Assam	50% of the ward committees in Guwahati are active; No other cities are mandated to have functional ward committees
4	Bihar	No functional ward committees
5	Chhattisgarh	No functional ward committees
6	Delhi	No functional ward committees
7	Gujarat	Ward committees exist in all municipal corporations of Gujarat. Atleast 50% of ward committees are active in municipal corporations
8	Karnataka	Only Bengaluru and Mangaluru have active ward committees. Bengaluru has 60-65% active committees. Mangaluru has 80% active ward committees
9	Kerala	Ward committees exist in all cities of Kerala. In cities, atleast 50% of ward committees are active
10	Madhya Pradesh	Ward committees exist in all cities of Madhya Pradesh. Atleast 50% ward committees are active
11	Manipur	Data not available
12	Mizoram	All 83 local councils (equivalent of ward committees) are active
13	Telangana	All ward committees are active
14	Tamil Nadu	All ward committees are active
15	Uttar Pradesh	No functional ward committees
16	West Bengal	No functional ward committees

Source: Assessment based on phone calls made to state urban departments and city governments with data as on 1 March 2023

Note: Analysis has been done for only those states with provisions for ward committees in their municipal acts and have notified rules for the same.

Table 62 | Availability of civic data across capital cities in India

Sl. No	State	Capital city	Annual report of works done last year	Raw and synthesised data on civic works	Information under Right to Information Act, Section 4(1)(b)			Audited financial statements	Budget		Internal audit report
					Minutes of meetings	Rules and regulations	Documents and decision-making processes		City	Ward	
1	Andaman and Nicobar Islands	Port Blair	No	No	No	Yes	Yes	Yes	No	No	No
2	Andhra Pradesh	Amaravati	NA	NA	NA	NA	NA	NA	NA	NA	NA
3	Arunachal Pradesh	Itanagar	No	No	No	No	No	No	No	No	No
4	Assam	Guwahati	No	No	No	Yes	Yes	No	No	No	No
5	Bihar	Patna	No	Yes	No	Yes	Yes	No	Yes	No	No
6	Chandigarh	Chandigarh	No	No	Yes	Yes	Yes	No	Yes	No	No
7	Chattishgarh	Raipur	No	No	No	Yes	Yes	No	Yes	No	No
8	Dadra & Nagar Haveli & Daman and Diu	Daman	No	No	No	Yes	Yes	No	Yes	No	No
9	Goa	Panaji	No	No	No	Yes	No	No	Yes	No	Yes
10	Gujarat	Gandhinagar	No	No	No	No	Yes	No	Yes	No	No
11	Haryana	Chandigarh	No	No	Yes	Yes	Yes	No	Yes	No	No
12	Himachal Pradesh	Shimla	No	No	No	Yes	Yes	No	Yes	No	No
13	Jammu and Kashmir	Jammu	No	Yes	No	Yes	Yes	No	No	No	No
14	Jharkhand	Ranchi	No	Yes	No	Yes	Yes	Yes	Yes	No	No
15	Karnataka	Bangalore	No	Yes	Yes	Yes	Yes	No	Yes	No	No
16	Kerala	Thiruvananthapuram	No	Yes	Yes	No	No	Yes	Yes	No	No
17	Ladakh	Leh	No	No	No	Yes	No	No	No	No	No
18	Madhya Pradesh	Bhopal	Yes	No	No	Yes	No	Yes	Yes	No	No
19	Maharashtra	Mumbai	Yes	Yes	No	Yes	Yes	No	Yes	Yes	No
20	Manipur	Imphal	No	No	No	Yes	No	No	No	No	No
21	Meghalaya	Shillong	No	No	No	Yes	Yes	No	Yes	No	No
22	Mizoram	Aizwal	No	No	No	Yes	Yes	Yes	No	No	No
23	Nagaland	Kohima	No	No	No	Yes	No	No	No	No	No
24	Delhi	Delhi	No	No	Yes	Yes	Yes	No	Yes	No	No
25	Odisha	Bhubaneshwar	No	No	Yes	Yes	Yes	Yes	Yes	No	No
26	Puducherry	Puducherry	No	No	No	Yes	Yes	No	No	No	No
27	Punjab	Chandigarh	No	No	Yes	Yes	Yes	No	Yes	No	No
28	Rajasthan	Jaipur	No	No	Yes	Yes	Yes	No	Yes	No	No
29	Sikkim	Gangtok	No	No	No	No	Data unavailable	Yes	No	No	No
30	Tamil Nadu	Chennai	No	No	Yes	Yes	Yes	No	Yes	No	No
31	Telengana	Hyderabad	No	No	Yes	No	Yes	Yes	Yes	No	No

Sl. No	State	Capital city	Annual report of works done last year	Raw and synthesised data on civic works	Information under Right to Information Act, Section 4(1)(b)			Audited financial statements	Budget		Internal audit report
					Minutes of meetings	Rules and regulations	Documents and decision-making processes		City	Ward	
32	Tripura	Agartala	No	No	Yes	Yes	Yes	No	Yes	No	No
33	Uttar Pradesh	Lucknow	No	No	Yes	Yes	No	Yes	Yes	No	No
34	Uttarakhand	Dehradun	No	No	No	Yes	Yes	No	No	No	No
35	West Bengal	Kolkata	No	No	No	Yes	Yes	No	Yes	No	No

Source: Assessment based on data found on city government and UDD websites as of 31 July 2023

Note:

1. Lakshadweep is not covered as a part of the assessment as the union territory does not have a city government
2. As Chandigarh is a UT and the capital of Punjab and Haryana, it is counted only once. Hence, there are 33 unique capital cities across the 35 states/UTs

Table 63 | Availability of civic data in open data format across capital cities in India

Sl. No.	State	Capital city	Annual report of works done last year	Raw and synthesised data on civic works	Information under Right to Information Act, Section 4(1)(b)			Audited financial statements	Budget		Internal audit report
					Minutes of meetings	Rules and regulations	Documents and decision-making processes		City	Ward	
1	Andaman and Nicobar Islands	Port Blair	No	No	No	No	No	Yes	No	No	No
2	Andhra Pradesh	Amaravati	No	No	No	No	No	NA	NA	NA	NA
3	Arunachal Pradesh	Itanagar	No	No	No	No	No	No	No	No	No
4	Assam	Guwahati	No	No	No	No	No	No	No	No	No
5	Bihar	Patna	No	Yes	No	No	No	No	Yes	No	No
6	Chandigarh	Chandigarh	No	No	No	No	No	No	Yes	No	No
7	Chattishgarh	Raipur	No	No	No	No	No	No	Yes	No	No
8	Dadra & Nagar Haveli & Daman and Diu	Daman	No	No	No	No	No	No	Yes	No	No
9	Goa	Panaji	No	No	No	No	No	No	Yes	No	Yes
10	Gujarat	Gandhinagar	No	No	No	No	No	No	Yes	No	No
11	Haryana	Chandigarh	No	No	No	No	No	No	Yes	No	No

Sl. No.	State	Capital city	Annual report of works done last year	Raw and synthesised data on civic works	Information under Right to Information Act, Section 4(1)(b)			Audited financial statements	Budget		Internal audit report
					Minutes of meetings	Rules and regulations	Documents and decision-making processes		City	Ward	
12	Himachal Pradesh	Shimla	No	No	No	No	No	No	Yes	No	No
13	Jammu and Kashmir	Jammu	No	Yes	No	No	No	No	No	No	No
14	Jharkhand	Ranchi	No	Yes	No	No	No	Yes	Yes	No	No
15	Karnataka	Bangalore	No	No	No	No	No	No	Yes	No	No
16	Kerala	Thiruvananthapuram	No	Yes	No	No	No	Yes	Yes	No	No
17	Ladakh	Leh	No	No	No	No	No	No	No	No	No
18	Madhya Pradesh	Bhopal	No	No	No	No	No	Yes	Yes	No	No
19	Maharashtra	Mumbai	No	No	No	No	No	No	Yes	Yes	No
20	Manipur	Imphal	No	No	No	No	No	No	No	No	No
21	Meghalaya	Shillong	No	No	No	No	No	No	Yes	No	No
22	Mizoram	Aizwal	No	No	No	No	No	Yes	No	No	No
23	Nagaland	Kohima	No	No	No	No	No	No	No	No	No
24	Delhi	Delhi	No	No	No	No	No	No	Yes	No	No
25	Odisha	Bhubaneshwar	No	No	No	No	No	Yes	Yes	No	No
26	Puducherry	Puducherry	No	No	No	No	No	No	No	No	No
27	Punjab	Chandigarh	No	No	No	No	No	No	Yes	No	No
28	Rajasthan	Jaipur	No	No	No	No	No	No	Yes	No	No
29	Sikkim	Gangtok	No	No	No	No	No	Yes	No	No	No
30	Tamil Nadu	Chennai	No	No	No	No	No	No	Yes	No	No
31	Telangana	Hyderabad	No	No	No	No	No	Yes	Yes	No	No
32	Tripura	Agartala	No	No	No	No	No	No	Yes	No	No
33	Uttar Pradesh	Lucknow	No	No	No	No	No	Yes	Yes	No	No
34	Uttarakhand	Dehradun	No	No	No	No	No	No	No	No	No
35	West Bengal	Kolkata	No	No	No	No	No	No	Yes	No	No

Source: Assessment based on data found on city government and Urban Development and Housing department of state governments as of 31 July 2023

Note:

1. Lakshadweep is not covered as a part of the assessment as the union territory does not have a city government
2. As Chandigarh is a UT and the capital of Punjab and Haryana, it is counted only once. Hence, there are 33 unique capital cities across the 35 states/UTs

Table 64 | Union budgetary allocations to MoHUA

Sl.No.	Year	Expenditure actuals (in INR, Cr.)
1	2009-2010	7,627
2	2010-2011	8,366
3	2011-2012	7,771
4	2012- 2013	8,320
5	2013-2014	9,135
6	2014-2015	9,754
7	2015-2016	20,180
8	2016-2017	36,946
9	2017-2018	40,061
10	2018-2019	40,612
11	2019-2020	42,054
12	2020-2021	46,701
13	2021-2022	106,840

Source: Assessment based on budget documents of Union government as of 31 July 2023

6 Abbreviations

AMRUT	Atal Mission for Rejuvenation and Urban Transformation
ASICS	Annual Survey of India's City-Systems
CAA	Constitutional Amendment Act
CAG	Comptroller Auditor General
CII	Confederation of Indian Industry
CPL	Community Participation Law
DEABAS	Double entry accrual based accounting system
ELPR	Empowered and Legitimate Political Representation
FAR	Floor Area Ratio
FSI	Floor Space Index
GO	Government Order
GRIHA	Green Rating for Integrated Habitat Assessments
GST	Goods and Services Tax
HR	Human Resources
Incl.	Including
JnNURM	Jawaharlal Nehru National Urban Renewal Mission
LEED	Leadership in Energy and Environmental Design
MLA	Member of the Legislative Assembly
MoHUA	Ministry of Housing and Urban Affairs
MP	Member of Parliament
MPC	Metropolitan Planning Committee
MTFP	Medium Term Fiscal Plan
NA	Not Applicable
NA	Not Available
NUSPD	National Urban Spatial Planning and Design
OC	Occupation Certificate
PDL	Public Disclosure Law
PRI	Panchayati Raj Institution
RTI	Right To Information
SAAP	State Annual Action Plan
SDGs	Sustainable Development Goals
SDP	Spatial Development Plan
SEC	State Election Commission
SFC	State Finance Commission
SWD	Storm Water Drainage
T&CP	Town and Country Planning
TAP	Transparency, Accountability and Participation
UCR	Urban Capacities and Resources
UDA	Urban Development Authority
UDD	Urban Development Department
ULB	Urban Local Body
UPD	Urban Planning and Design
URDPFI	Urban and Regional Development Plans Formulation and Implementation
UTs	Union Territories

7 Annexure: Data sources

Table 65 | Town and Country Planning acts across 35 states and UTs of India

Sl. No	Document
1	Andaman and Nicobar Islands Town and Country Planning Regulation, 1994
2	Andhra Pradesh (Andhra Area) Town Planning Act, 1920
3	Andhra Pradesh Metropolitan Region and Urban Development Authorities Act, 2016
4	Andhra Pradesh Urban Areas (Development) Act, 1975
5	Arunachal Pradesh Urban and Country Planning Act, 2007
6	Assam Town and Country Planning Act, 1959
7	Bihar Regional Development Authority Act, 1974
8	Bihar Town Planning and Improvement Trust Act, 1973
9	Bihar Urban Planning and Development Act, 2012
10	Chhattisgarh Nagar Tatha Gram Nivesh Adhinyam, 1973
11	Delhi Development Act, 1957
12	Goa, Daman and Diu Town and Country Planning Act, 1974
13	Goa, Daman and Diu Town and Country Planning Act, 1974 as extended to the union territory of Dadra and Nagar Haveli
14	Gujarat Town Planning and Urban Development Act, 1976
15	Haryana Shehri Vikas Pradhikaran Act, 1977
16	Himachal Pradesh Town and Country Planning Act, 1977
17	Jammu and Kashmir Development Act 1970
18	Jammu and Kashmir State Town Planning Act, 1963
19	Jharkhand Regional Development Authority Amendment Act, 2021
20	Karnataka Town and Country Planning Act, 1961
21	Karnataka Urban Development Authorities Act, 1987
22	Kerala Town and Country Planning Act, 2016
23	Madhya Pradesh Nagar Tatha Gram Nivesh Adhinyam, 1973
24	Maharashtra Regional and Town Planning Act, 1966
25	Manipur Town and Country Planning Act, 1975
26	Meghalaya Town and Country Planning Act, 1973
27	Mizoram Urban and Regional Development Act, 1990
28	Nagaland Town and Country Planning Act, 1966
29	National Capital Region Planning Board Act, 1985
30	Orissa Development Authorities Act, 1982
31	Orissa Town Planning and Improvement Trust Act, 1956
32	Puducherry Town and Country Planning Act, 1969
33	Punjab Regional and Town Planning and Development Act, 1995
34	Punjab Scheduled Roads and Controlled Areas Restriction of Unregulated Development Act, 1963

Sl. No	Document
35	Rajasthan Urban Improvement Act, 1959
36	Sikkim State Authority for Planning and Development Act, 2007
37	Sikkim Urban and Regional Planning and Development Act, 1998
38	Tamil Nadu Town and Country Planning Act, 1971
39	Telangana Town Planning Act, 1920
40	Telangana Urban Development Authorities Act, 1975
41	Tripura Town and Country Planning Act, 1975
42	Uttar Pradesh Planning and Development Act, 1973
43	Uttarakhand Urban and Country Planning And Development Act, 1973
44	West Bengal Town and Country (Planning and Development) Act, 1979

Table 66 | Municipal legislations across 35 states and UTs of India

Sl. No	Document
1	Andaman and Nicobar Islands (Municipal) Regulation, 1994
2	Arunachal Pradesh Municipal Act, 2007
3	Arunachal Pradesh Municipal Corporation Act, 2019
4	Andhra Pradesh Municipalities Act, 1965
5	Andhra Pradesh Municipal Corporation Act, 1994
6	Vijayawada Municipal Corporation Act, 1981
7	Visakhapatnam Municipal Corporation Act 1979
8	Assam Municipal Act, 1956
9	Assam Municipal Corporation Act, 2022
10	Guwahati Municipal Corporation Act, 1971
11	Bihar Municipal Act, 2007
12	Punjab Municipal Corporation Law (Extension to Chandigarh) Act, 1994
13	Chhattisgarh Municipalities Act, 1961
14	Chhattisgarh Municipal Corporation Act, 1956
15	Dadra and Nagar Haveli and Daman and Diu Municipal Council Regulation, 2004
16	Delhi Municipal Corporation Act, 1957
17	New Delhi Municipal Council Act, 1994
18	Goa Municipalities Act, 1968
19	City of Panaji Corporation Act, 2002
20	Gujarat Municipalities Act, 1963
21	Gujarat Provincial Municipal Corporations Act, 1949
22	Haryana Municipal Act, 1973

Sl. No	Document
23	Haryana Municipal Corporation Act, 1994
24	Himachal Pradesh Municipal Act, 1994
25	Himachal Pradesh Municipal Corporation Act, 1994
26	Jharkhand Municipal Act, 2011
27	Jammu and Kashmir Municipal Corporation Act, 2000
28	Jammu and Kashmir Municipal Act, 2000
29	Karnataka Municipalities Act, 1964
30	Karnataka Municipal Corporations Act, 1976
31	Bruhat Bengaluru Mahanagar Palike Act, 2020
32	Kerala Municipality Act, 1994
33	Jammu and Kashmir Municipal Act, 2000
34	Madhya Pradesh Municipalities Act, 1961
35	Madhya Pradesh Municipal Corporations Act, 1956
36	Maharashtra Municipal Councils, Nagar Panchayats and Industrial Townships Act, 1965
37	Maharashtra Municipal Corporation Act, 1949
38	Mumbai Municipal Corporation Act, 1888
39	Manipur Municipalities Act, 1994
40	Meghalaya Municipal Act, 1973
41	Mizoram Municipalities Act, 2007
42	Nagaland Municipal Act, 2001
43	Odisha Municipal Act, 1950
44	Odisha Municipal Corporation Act, 2003
45	Puducherry Municipality Act, 1973
46	Punjab Municipal Act, 1911
47	Punjab Municipal Corporation Act, 1976
48	Rajasthan Municipalities Act, 2009
49	Sikkim Municipalities Act, 2007
50	Telangana Municipalities Act, 2019
51	Hyderabad Municipal Corporation Act, 1956
52	Tamil Nadu District Municipalities Act, 1920
53	Chennai City Municipal Corporation Act, 1919
54	Madurai City Municipal Corporation Act, 1971
55	Coimbatore City Municipal Corporation Act, 1981
56	Avadi City Municipal Corporation Act, 2019
57	Tiruchirappalli City Municipal Corporation Act, 1994
58	Vellore City Municipal Corporation Act, 2008
59	Thanjavur City Municipal Corporation Act, 2013

Sl. No	Document
60	Tirunelveli City Municipal Corporation Act, 1994
61	Salem City Municipal Corporation Act, 1994
62	Tiruppur City Municipal Corporation Act, 2008
63	Erode City Municipal Corporation Act, 2008
64	Thoothukudi City Municipal Corporation Act, 2008
65	Dindigul City Municipal Corporation Act, 2013
66	Hosur City Municipal Corporation Act, 2019
67	Nagercoil City Municipal Corporation Act, 2019
68	Kumbakonam City Municipal Corporation Act, 2021
69	Karur City Municipal Corporation Act, 2021
70	Kancheepuram City Municipal Corporation Act, 2021
71	Sivakasi City Municipal Corporation Act, 2021
72	Cuddalore City Municipal Corporation Act, 2021
73	Tambaram City Municipal Corporation Act, 2021
74	Tripura Municipal Act, 1994
75	Uttar Pradesh Municipalities Act, 1916
76	Uttar Pradesh Municipal Corporation Act, 1959
77	Uttar Pradesh Municipalities Act, 1916
78	Uttar Pradesh Municipal Corporation Act, 1959
79	West Bengal Municipal Act, 1993
80	West Bengal Municipal Corporation Act, 2006
81	Kolkata Municipal Corporation Act, 1980
82	Howrah Municipal Corporation Act, 1980

Table 67 | Other allied legislations

Sl. No	Document
1	Andaman and Nicobar Island (Panchayat) Regulation, 1994
2	Andaman and Nicobar Islands (Right of Citizen to Time Bound Delivery of Services) Regulation, 2021
3	Andaman and Nicobar Islands Land Revenue and Land Reforms Regulation, 1966
4	Andhra Pradesh Fiscal Responsibility and Budget Management Act, 2005
5	Andhra Pradesh Municipal Accounts Manual
6	Andhra Pradesh Public Services Delivery Guarantee Act, 2017
7	Arunachal Pradesh Fiscal Responsibility Act, 2006
8	Arunachal Pradesh Municipal Ward Committee and Area Sabha Representative (Election of Members of Committee, Powers and Functions) Regulation, 2015

Sl. No	Document
9	Arunachal Pradesh Right to Public Services Act, 2016
10	Assam Local Self-Government Fiscal Responsibility Act, 2011
11	Assam Municipality Disclosure Act, 2007
12	Assam Nagar Raj Act, 2007
13	Assam Right to Public Service Act, 2012
14	Bihar Fiscal Responsibility and Budget Management Act, 2006,
15	Bihar Municipality Disclosure Act, 2008
16	Bihar Right to Public Services Act, 2011
17	Chhattisgarh Fiscal Responsibility and Budget Management Act, 2005
18	Chhattisgarh Local Fund Audit Act, 1973
19	Chhattisgarh Lok Sewa Guarantee Act, 2011
20	Chhattisgarh Municipal Accounts Manual
21	Delhi Lokayukta and Upalokayukta Act, 1995
22	Faridabad Metropolitan Development Authority Act, 2018
23	Goa (Regulation of Land Development and Building Construction) Act, 2008
24	Goa (Right of Citizens to Time-Bound Delivery of Public Services) Act, 2013
25	Goa Fiscal Responsibility and Budget Management Act, 2006
26	Goa Municipal Accounts Code, 2007
27	Gujarat (Right of Citizens to Public Services) Act, 2013
28	Gujarat Disclosure Law
29	Gujarat Fiscal Responsibility Act, 2005
30	Gujarat Metropolitan Planning Committee Act, 2008
31	Gujarat Panchayats Municipalities Municipal Corporation and the state Tax on Professions, Trades, Callings and Employment Act, 1976
32	Gurugram Metropolitan Development Authority Act, 2017
33	Haryana Fiscal Responsibility Act, 2005
34	Haryana Municipal Accounts Code 2012
35	Haryana Municipal Citizens' Participation Act, 2008
36	Haryana Municipal Entertainment Duty Act, 2019
37	Haryana Right to Services Act, 2014
38	Himachal Pradesh Fiscal Responsibility Act, 2005
39	Himachal Pradesh Municipal Services Act, 1994
40	Himachal Pradesh Municipality Disclosure Act, 2009
41	Himachal Pradesh Public Services Guarantee Act, 2011
42	Hyderabad Metropolitan Development Authority Act, 2008
43	Jammu and Kashmir Fiscal Responsibility Act, 2006
44	Jammu and Kashmir Municipal Accounting Manual
45	Jammu and Kashmir municipal ombudsman act, 2011
46	Jammu and Kashmir Municipalities Public Disclosure Act, 2010
47	Jammu and Kashmir Public Service Guarantee Act, 2011

Sl. No	Document
48	Jharkhand Fiscal Responsibility Act, 2007
49	Jharkhand Nagar Palika Nirvachan Evam Chunaav Yachika Niyamaavali, 2012
50	Jharkhand Rajya Sewa Dene ki Guarantee Adhiniyam, 2011
51	Karnataka Guarantee of Services to Citizens Act, 2009
52	Karnataka Local Fund Authorities Fiscal Responsibility Act, 2003
53	Karnataka Panchayat Raj Act, 1993
54	Kerala Fiscal Responsibility Act, 2003
55	Kerala State Right to Service Act, 2012
56	Madhya Pradesh Fiscal Responsibility Act, 2005
57	Madhya Pradesh Lok Sewaon Ke Pradan Ki Guarantee Adhiniyam, 2009
58	Maharashtra Fiscal Responsibility Act, 2005
59	Maharashtra Metropolitan Planning Committees (Constitution and Functions) (Continuance of Provisions) Act, 1999
60	Maharashtra Right to Public Services Act, 2015
61	Manipur Fiscal Responsibility Act, 2005
62	Manipur Municipality Disclosure Act, 2008
63	Manipur Municipality Ombudsman Act, 2013
64	Manipur Public Services Delivery Guarantee Act, 2021
65	Meghalaya Disclosure Act, 2010
66	Meghalaya Fiscal Responsibility Act, 2006
67	Meghalaya Right to Public Services Act, 2020
68	Mizoram Fiscal Responsibility Act, 2006
69	Mizoram Ombudsman Rules, 2013
70	Mizoram Right to Public Services Act, 2015
71	Mumbai Metropolitan Region Development Act, 1974
72	Nagaland Fiscal Responsibility Act, 2005
73	North Delhi Municipal Corporation Accounts Manual
74	Odisha Fiscal Responsibility Act, 2005
75	Odisha Municipal Services (General) Act, 2016
76	Patna Outdoor Advertisement Regulation 2019
77	Punjab Fiscal Responsibility and Budget Management Act, 2003
78	Punjab Right to Service Act, 2011
79	Rajasthan Fiscal Responsibility and Budget Management Act, 2005
80	Rajasthan Guaranteed Delivery of Public Services Act, 2011
81	Rajasthan Urban Land(Certification of Titles) Act, 2016
82	Right to Public Services Act, 2012
83	Sikkim Fiscal Responsibility and Budget Management Act, 2010
84	Sikkim Urban Local Bodies Accounting Manual
85	Tamil Nadu Fiscal Responsibility Act, 2003
86	Tamil Nadu Local Authorities Entertainment Tax Act, 2017

Sl. No	Document
87	Tamil Nadu Local Bodies Ombudsman Act, 2014
88	Tamil Nadu Municipal Accounts Manual
89	Telangana Fiscal Responsibility and Budget Management Act, 2005
90	Telangana Metropolitan Planning Committee Act, 2007
91	The Delhi (Right of Citizen to Time Bound Delivery of Services) Act, 2011
92	Tripura Fiscal Responsibility and Budget Management Act, 2005.
93	Tripura Municipality Disclosure Act, 2007
94	Uttar Pradesh Fiscal Responsibility and Budget Management Act, 2004
95	Uttarakhand Fiscal Responsibility and Budget Management Act, 2005
96	Uttarakhand Municipal Accounting Manual
97	West Bengal Fiscal Responsibility and Budget Management Act, 2011
98	West Bengal Municipal Election Act, 1994
99	West Bengal Municipal Service Commission Act, 2018

Table 68 | Rules

Sl. No	Document
1	Andaman and Nicobar Islands (Port Blair Municipal Council) Group 'C' post of Accountant and Group 'B' (Non-Gazetted) post of Commercial Accountant and Divisional Accountant Recruitment Rules, 2020
2	Andhra Pradesh Municipal Ministerial Subordinate Rules, 2013
3	Andhra Pradesh Municipalities (Conduct of Election of Chairperson and Vice Chairperson) Rules, 2005
4	Andhra Pradesh Municipalities (Conduct of Election of Members) Rules, 2005
5	Andhra Pradesh Municipalities (Constitution, Conduct of Meetings, Powers and Functions of Ward Committees, Area Sabhas and Ward Sabhas) Rules, 2010
6	Andhra Pradesh Municipalities (Disclosure of information to the general public) Rules, 2009
7	Andhra Pradesh Municipalities (Division of Nagar Panchayats and Municipalities into Wards) Rules, 1994
8	Arunachal Pradesh Delimitation of Wards Rules, 2010
9	Bangalore Metropolitan Planning Committee Rules, 2013
10	Bangalore Metropolitan Planning Committee Rules, 2019
11	Bihar Community Participation Rules, 2013
12	Bihar Municipal Election Rules, 2007
13	Bihar Municipal Service Rules, 2021
14	Chhattisgarh Municipal (Public Disclosure Law) Rules, 2012
15	Chhattisgarh Municipal Corporation (Appointment and Conditions of Service of Officers and Servants) Rules, 2007

Sl. No	Document
16	Chhattisgarh Municipal Service (Executive) Rules, 1973
17	Chhattisgarh Nagar Palika Mohalla Samiti (Constitution, Functions, Powers and Procedure for Conduct of Business) Rules, 2005
18	Coimbatore Corporation Services (Discipline and Appeal) Rules, 1986
19	Dadra and Nagar Haveli Municipal Council (Tax on Advertisement) Rules, 2018
20	Delimitation of Wards of Municipalities Rules, 1972
21	Greater Hyderabad Municipal Corporation (Constitution, Conduct of Meetings, Powers and Functions of Ward Committees and Area Sabhas) Rules, 2010
22	Greater Hyderabad Municipal Corporation (Disclosure of information to the general public) Rules, 2009
23	Gujarat Metropolitan Planning Committees Rules, 2016
24	Gujarat Municipal Service Rules
25	Haryana Metropolitan Planning Committee Rules, 2011
26	Haryana Metropolitan Planning Committee Rules, 2011
27	Haryana Municipal Advertisement Bye-Laws, 2018
28	Haryana Municipal Corporation Delimitation of Ward Rules, 1994
29	Haryana Municipal Corporation Employees (Recruitment and Conditions) Service Rules, 1998
30	Haryana Municipal Delimitation of Ward Rules, 1977
31	Haryana Municipal Disclosure Rules, 2009
32	Haryana Municipal Services (Integration, Recruitment and Conditions of Service) Rules, 2010
33	Jammu and Kashmir Municipal Accounting and Budgeting Rules, 2021
34	Karnataka Municipal Accounting and Budgeting Rules, 2006
35	Karnataka Municipal Corporation Ward Committee rules, 2016
36	Karnataka Municipal Corporations (Common Recruitment of Officers and Employees) rules, 2011
37	Karnataka Municipalities (Recruitment of Officers and Employees) Rules, 2010
38	Karnataka Municipalities (Recruitment of Officers and Employees) Rules, 2010
39	Karnataka Right to Information (Disclosure of Information by Authorities Providing Municipal Services) Rules, 2009
40	Kerala Municipality Act, 1994 – Directions for Public Disclosure
41	M.P. Municipal Corporation (Duties and Powers and Procedure of Conduct of Business of Wards Committees) Rules, 1995; M.P. Nagar Palika Mohalla Committee (Constitution, Functions, Powers and Procedure for Conduct of Business) Rules, 2001
42	M.P. Nagar Palika Mohalla Committee (Constitution, Functions, Powers and Procedure for Conduct of Business) Rules, 2001
43	Madhya Pradesh Accounting Rules, 1971
44	Madhya Pradesh Municipal (Entertainment & Amusement) Tax Rules, 2018
45	Madhya Pradesh Municipal Corporation (Accounts and Finance) Rules 2018
46	Madhya Pradesh Municipalities (Accounts and Finance) Rules, 2018

Sl. No	Document
47	Madhya Pradesh Municipality (Public Disclosure of Information) Rules, 2009
48	Madurai Corporation Services (Discipline and Appeal) Rules, 1975
49	Maharashtra Municipal Councils, Nagar Panchayats and Industrial Townships State Services (Absorption, Recruitment and Conditions of Service) Rules, 2006
50	Manipur Municipal Administrative Rules, 2016
51	Manipur Municipality Community Participation (Election of Ward Development Committee Members) Rules, 2010
52	Mizoram Municipal Common Cadre Service Rules, 2019
53	Mizoram Municipalities (Ward Committee and Local Council) Rules, 2010
54	Mizoram Municipality (Disclosure of assets and furnishing of other information) Rules, 2015
55	Odisha Municipal Accounts Rules, 2012
56	Odisha Municipal Service Rules, 2017
57	Odisha Municipal Services (General) Rules, 2016
58	Orissa Municipal Corporation (Division of City into Wards, Reservation of Seats, and Conduct of Election) Rules, 2003
59	Orissa Municipal Delimitation of Wards, Reservation of Seats and Conduct of Election Rules, 1994
60	Punjab Municipality Compulsory Disclosure Rules, 2012
61	Rajasthan Municipalities (Election of Chairman, Vice-Chairman, President and Vice-President) Rules, 1959
62	Tamil Nadu Town Panchayats, Third Grade Municipalities, Municipalities and Municipal Corporations (Public Disclosure) Rules, 2009
63	Tamil Nadu Town Panchayats, Third Grade Municipalities, Municipalities and Municipal Corporations (Public Disclosure) Rules, 2010
64	Tamil Nadu Urban Local Bodies (Ward Committees and Area Sabha) Rules, 2022
65	Tripura Municipal (Delimitation of Constituencies) Rules, 1994
66	UP Municipalities (Public Disclosure of Information) Rules, 2010
67	Uttar Pradesh Metropolitan Planning Committee (Regulation of Procedure and Execution of its Functions) Rules, 2011
68	Uttar Pradesh Municipal Corporation (Ward Committee) Rules, 2014
69	Uttar Pradesh Municipalities (Ward Committee) Rules, 2014
70	West Bengal (Finance & Accounting) Rules 1999
71	West Bengal Municipal (Area Sabhas) Rules, 2009
72	West Bengal Municipal (Ward Committee) Rules, 2001

Table 69 | Policies and schemes

Sl. No	Document
1	Bihar Land Pooling Policy, 2019
2	Delhi Green Area Development Policy, 2021
3	Delhi Land Pooling Policy, 2018
4	e-Governance Policy of Maharashtra, 2011
5	Green Building Policy
6	Haryana Land Pooling Policy, 2019
7	Jharkhand State Data Sharing and Accessibility Policy, 2018
8	Karnataka Open Data Policy, 2021
9	Karnataka State Disaster Management Policy
10	Kerala State Data Policy
11	Kerala State Sanitation Strategy
12	Madhya Pradesh Data Sharing and Accessibility Policy
13	Madhya Pradesh Resl Estate Policy, 2019
14	Mizoram State Disaster Management Policy
15	Odisha State Data Policy, 2015
16	Punjab Municipal Green Building Incentives Policy, 2016
17	Punjab State Data Policy, 2020
18	Rajasthan Land Pooling Scheme Act, 2016
19	Sikkim Open Data Acquisition and Accessibility Policy, 2014
20	Tamil Nadu Data Policy 2022
21	Telangana Land Pooling Scheme
22	Telangana Open Data Policy, 2016

Table 70 | Notifications

Sl. No	Document
1	Kerala Local Self Government Department Government Order (GO)
2	Urban Development Department (UDD) Notification
3	Jharkhand Urban Development and Housing Department GO
4	Gujarat UDD Notification

Table 71 | Other documents

Sl. No	Document
1	Government Incentives to Indian Green Building Council-rated Green Building Projects
2	Haryana Building Code, 2017
3	Indian Green Building Council Newsletters
4	Meghalaya building bye-laws 2021
5	AMRUT State Annual Action Plans of various states



Janaagraha Centre for Citizenship and Democracy

3rd Floor, Sair Bagh, 19/4, Cunningham Road, Bengaluru, Karnataka,
India - 560052

Phone: 080 41200844, 41500844

Fax: +91 80 -41277104

Email: asics@janaagraha.org

Website: www.janaagraha.org